INDICE DEGLI ATTACCHI

INDEX OF SHANKS

ATTACCO CILINDRICO - DIN 1835 A

DIN 1835 A - CYLINDRICAL SHANK

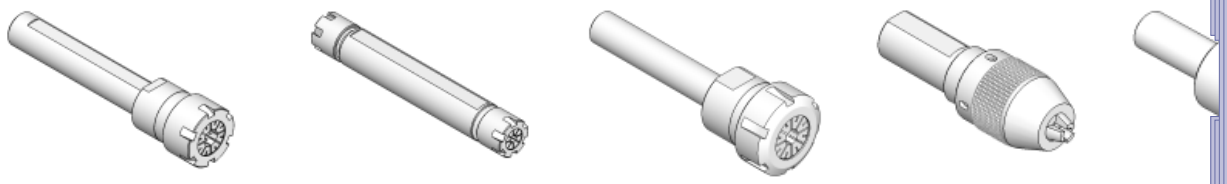

Programma completo da pagina **32**

ATTACCO WELDON - DIN 1835 B

WELDON SHANK

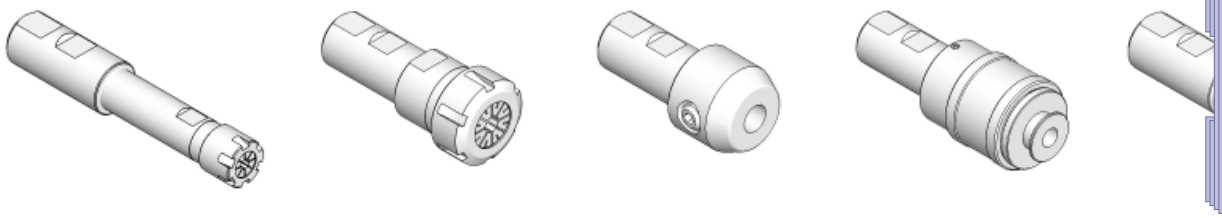

Programma completo da pagina **41**

ATTACCO TRAPEZIO - DIN 6327

DIN 6327 SHANK



Programma completo da pagina **46**

ATTACCO CONO MORSE - DIN 228

DIN 228 - MORSE TAPER SHANK

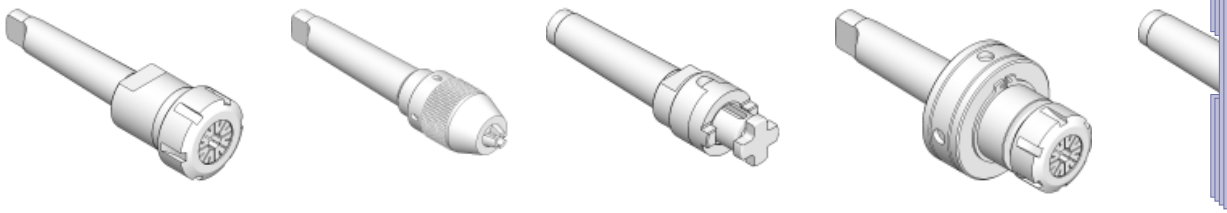

Programma completo da pagina **50**

ATTACCO BRIDGEPORT R8

BRIDGEPORT R8 SHANK



Programma completo da pagina **70**

ATTACCO ISO DIN 2080

DIN 2080 - ISO SHANK

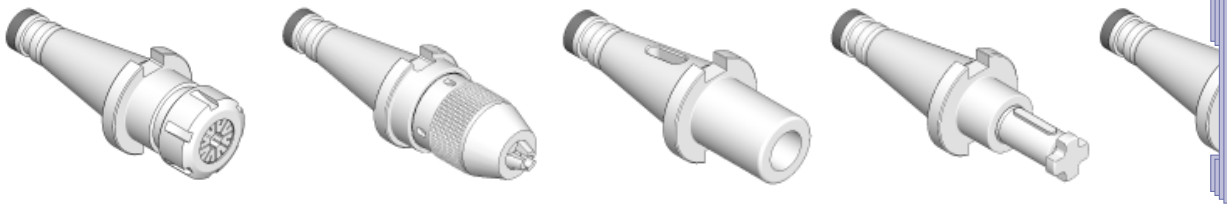

Programma completo da pagina **72**

INDICE DEGLI ATTACCHI

INDEX OF SHANKS

ATTACCO TC - DIN 69871

DIN 69871 TC SHANK

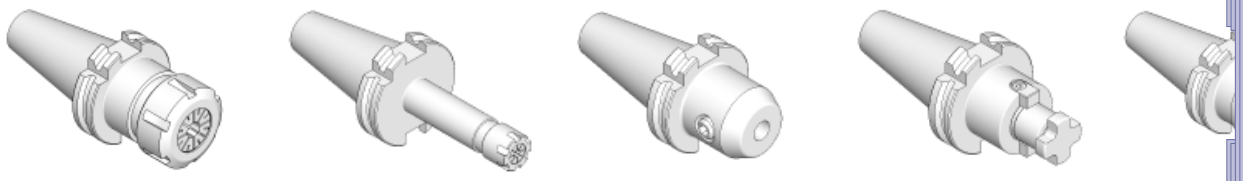

Programma completo da pagina **88**

SPECIALI PER ALTA VELOCITA'

HIGH SPEED SPECIAL SHANK



Programma completo da pagina **114**

ATTACCO BT - MAS 403

BT SHANK



Programma completo da pagina **116**

ATTACCO DIN 69893 - HSK A+C

DIN 69893 - HSK A+C SHANK

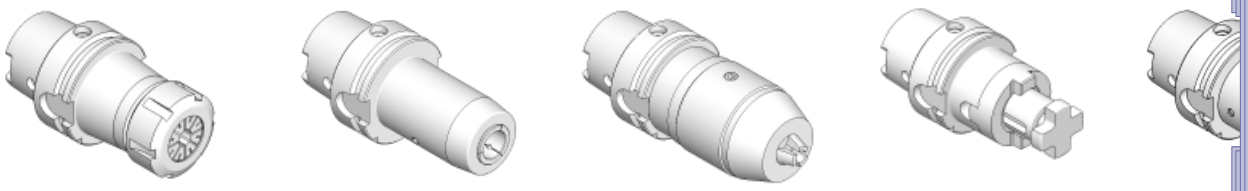

Programma completo da pagina **142**

ATTACCO DIN 69893 - HSK E

DIN 69893 -HSK E SHANK

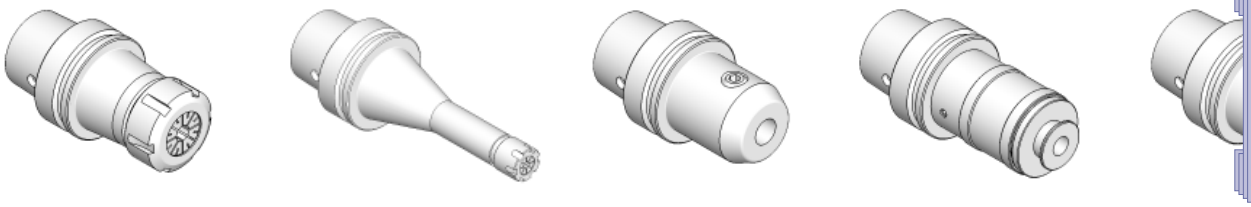

Programma completo da pagina **158**

ATTACCO DIN 69893 - HSK F

DIN 69893 -HSK F SHANK

Programma completo da pagina **166**

INDICE DEGLI ATTACCHI

INDEX OF SHANKS

ATTACCO VDI - DIN 69880

DIN 69880 - VDI SHANK

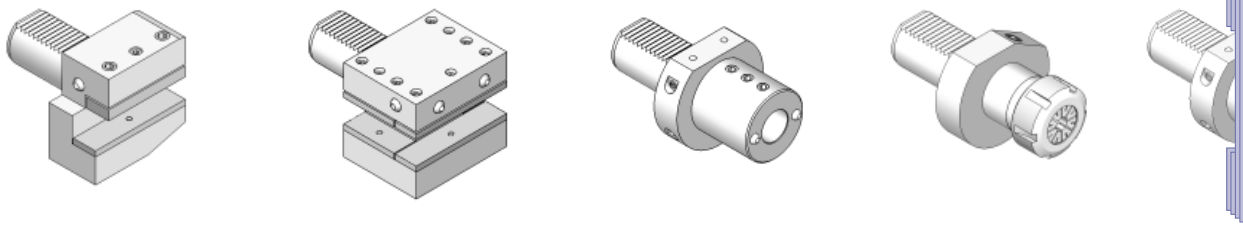

Programma completo da pagina **239**

PORTAUTENSILI RADIALI

RADIAL TOOLHOLDERS

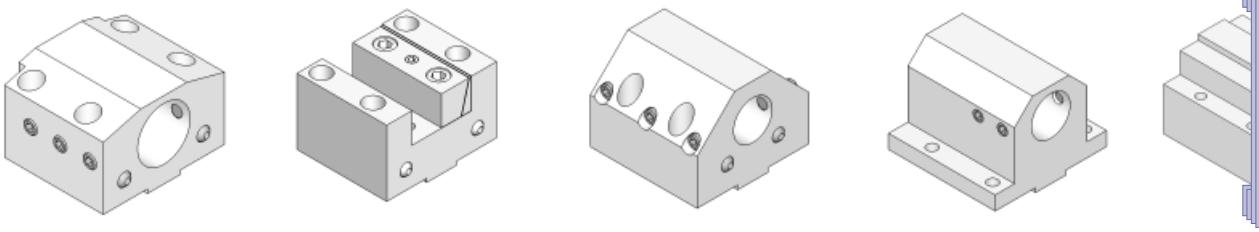

Programma completo da pagina **264**

PORTAUTENSILI ATTACCO CILINDRICO PER TORNIO

CILINDRICAL SHANK TOOLHOLDERS FOR LATHE

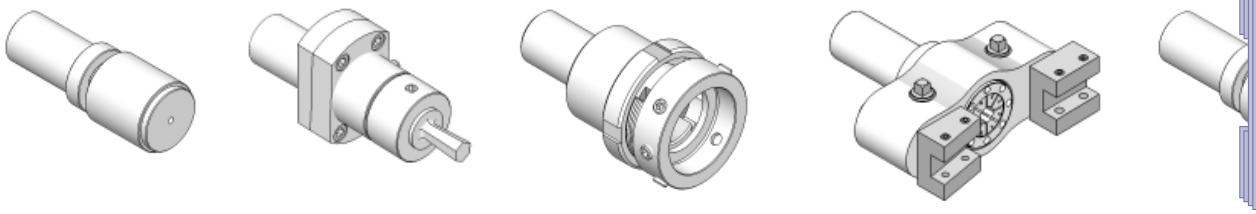

Programma completo da pagina **267**

PORTAUTENSILI PER TORNI AUTOMATICI

TOOLHOLDERS FOR AUTOMATIC LATHES

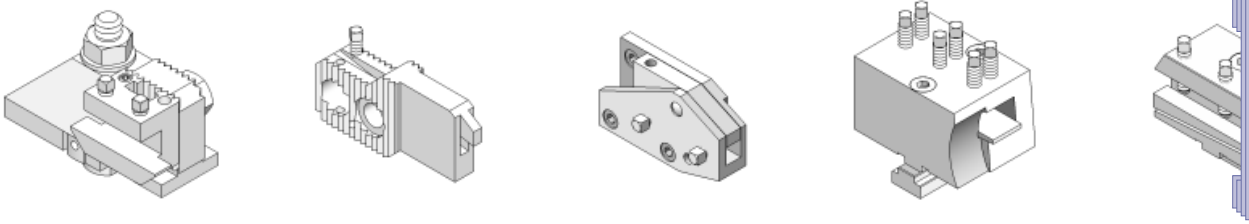

Programma completo da pagina **282**

PORTAFILIERA FISSI

FIXED THREADING DIE HOLDERS

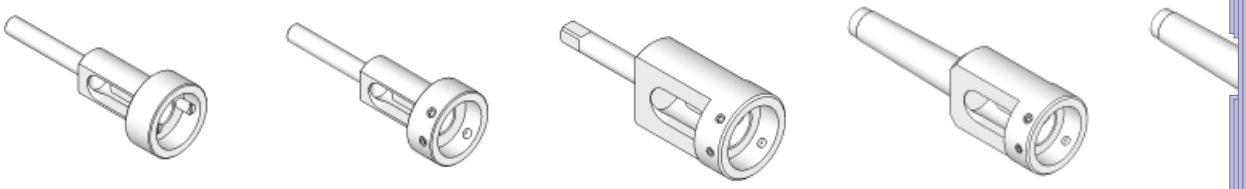

Programma completo a pagina **274**

PORTAGODRONI

KNURLING-WHEEL HOLDERS

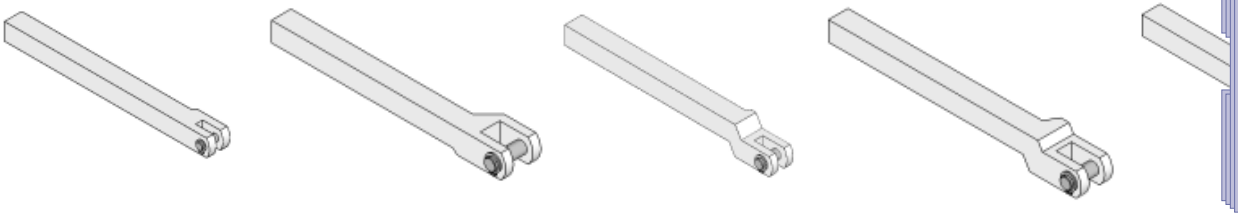

Programma completo a pagina **302**

INDICE DELLE PINZE
INDEX OF COLLETS

PINZE ER - DIN 6499
DIN 6499 - ER COLLETS

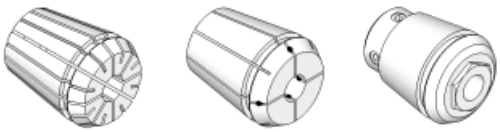

Programma completo da pagina **9**

PINZE TS
TS COLLETS

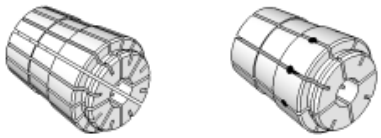

Programma completo a pagina **26**

PINZE EOC - DIN 6388
EOC COLLETS - DIN 6388

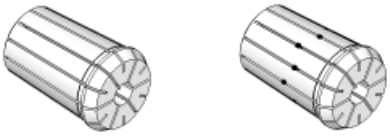

Programma completo da pagina **28**

PINZE CILINDRICHE
CYLINDRICAL COLLETS

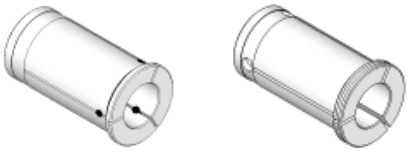

Programma completo a pagina **31**

PINZE CONO MORSE
MORSE TAPER COLLETS

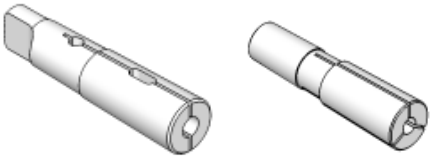

Programma completo a pagina **55**

BRIDGEPORT R8
BRIDGEPORT R8 COLLETS

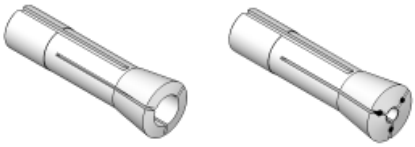

Programma completo a pagina **70**

PINZE PER TORNIO
COLLETS FOR LATHE

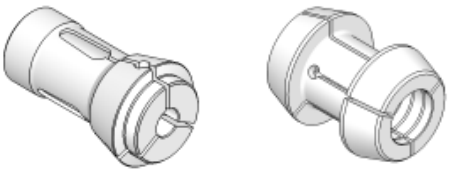

Programma completo da pagina **202**

TESTE DI CHIUSURA
CLAMPING HEADS

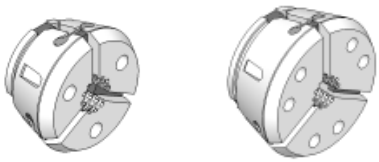

Programma completo a pagina **204**

PINZE DI AVANZAMENTO
FEED FINGERS

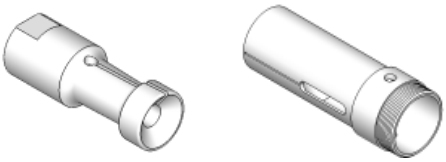

Programma completo da pagina **204**

BUSSOLE CON METALLO DURO
SLEEVES WITH SOLID CARBIDE

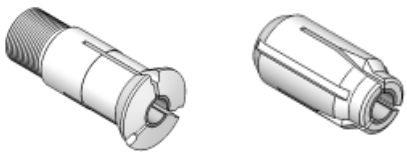

Programma completo a pagina **211**

ALTRE PINZE PORTAUTENSILE
OTHER TOOL COLLETS

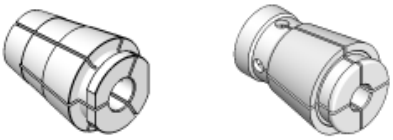

Programma completo da pagina **212**

PINZE DA E TG
DA AND TG COLLETS

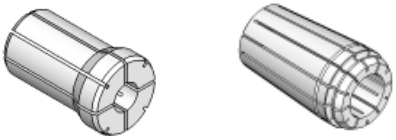

Programma completo a pagina **213**

INDICE RICAMBI ED ACCESSORI

INDEX OF SPARES AND ACCESORIES

GHIERE ER - DIN 6499

DIN 6499 - ER NUTS

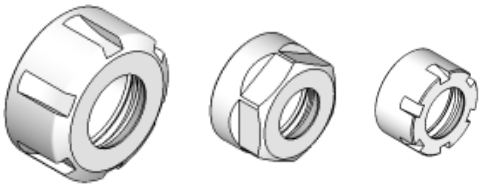

Programma completo da pagina **20**

CHIAVI ER - DIN 6499

DIN 6499 - ER WRENCHES

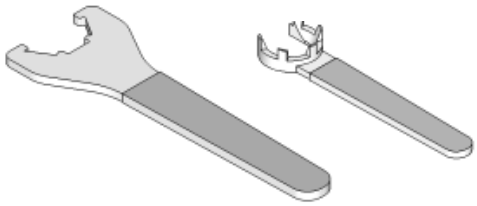

Programma completo da pagina **24**

GHIERE E CHIAVI TS

TS COLLETS AND WRENCHES

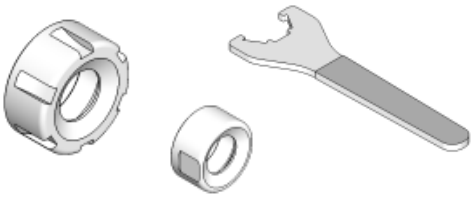

Programma completo a pagina **27**

GHIERE E CHIAVI EOC - DIN 6388

DIN 6388 - EOC COLLETS AND WRENCHES

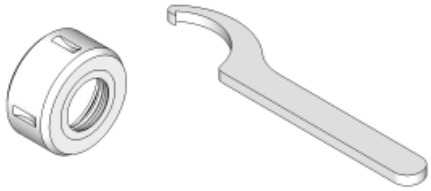

Programma completo a pagina **30**

CACCIACONI E TENONI PER CM

MT CONE EJECTORS AND TONQUES



Programma completo da pagina **54**

CONTROPUNTE A CM

MT TAILSTOCKS

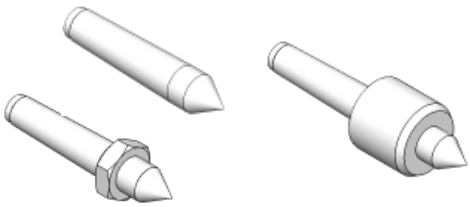

Programma completo da pagina **62**

RIDUZIONI E PROLUNGHE CM

MT REDUCTIONS AND EXTENTIONS

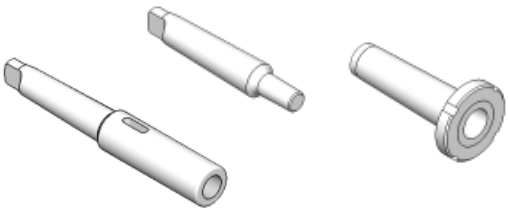

Programma completo da pagina **65**

MANDRINI AUTOSERRANTI

KEYLESS DRILL CHUCKS



Programma completo a pagina **69**

ADDUTTORI E CHIAVI HSK

HSK COOLANT TUBES AND WRENCHES

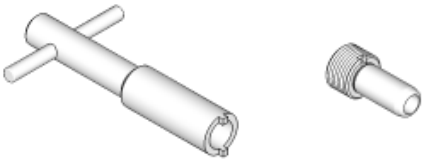

Programma completo a pagina **142**

BUSSOLE PORTA MASCHI

TAP ADAPTERS

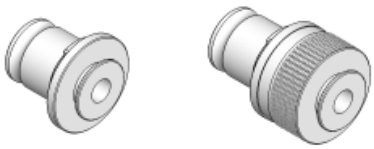

Programma completo da pagina **172**

CODOLI DI AGGANCIO

PULL STUD BOLTS

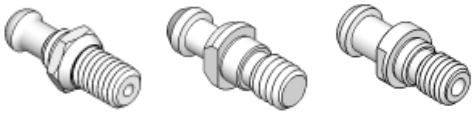

Programma completo da pagina **176**

SUPPORTI DI MONTAGGIO

TIGHTENING FIXTURES

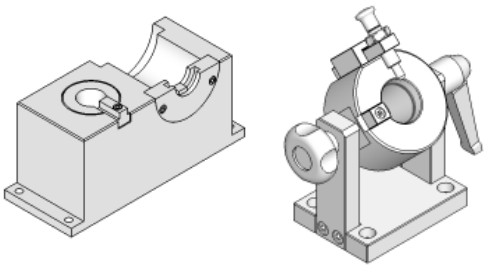

Programma completo da pagina **186**

INDICE RICAMBI ED ACCESSORI

INDEX OF SPARES AND ACCESORIES

AZZERATORI E CENTRATORI
RESETTERS AND CENTERINGS



Programma completo da pagina **188**

STRUMENTI 3D
3D INSTRUMENTS

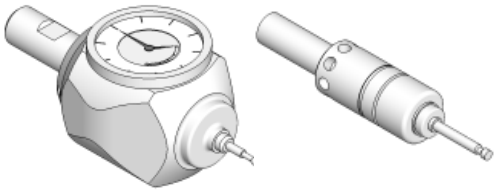

Programma completo da pagina **190**

MAGAZZINI PORTACONI
TOOL STORES

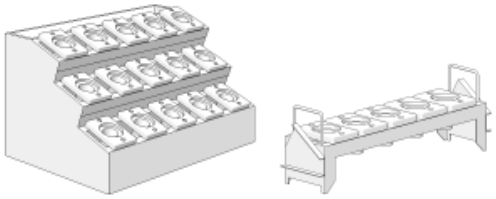

Programma completo a pagina **192**

DISTANZIALI
SPACERS

Programma completo a pagina **193**

RICAMBI PER PORTAFRESA
SPARES FOR MILL HOLDERS

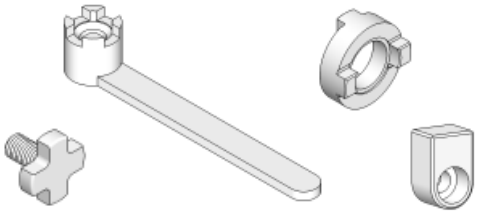

Programma completo da pagina **194**

TAMPONI PULITORI
TAPER CLEANERS



Programma completo a pagina **196**

CHIAVI E GHIERE PER CM
WRENCHES AND NUTS FOR MT

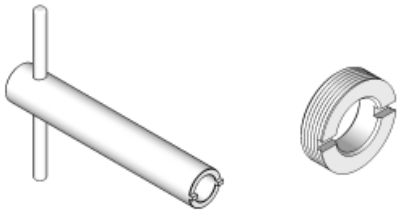

Programma completo a pagina **196**

GRANI E VITI
SCREWS

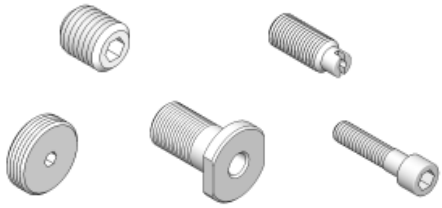

Programma completo da pagina **197**

UGELLI E PROLUNGHE
NOOZLES AND EXTENSIONS

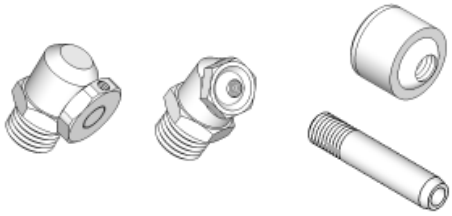

Programma completo a pagina **263**

BROCCE
BROACHES

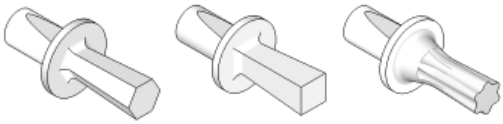

Programma completo a pagina **269**

UTENSILI SALDOBRASATI
BRAZED CARBIDE TOOLS

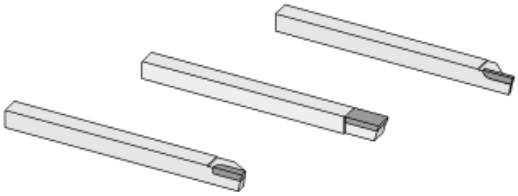

Programma completo a pagina **301**

GODRONI
KNURLING WHEELS

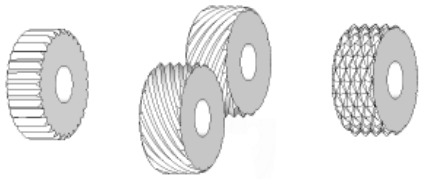

Programma completo a pagina **303**

INDICE RICAMBI ED ACCESSORI
INDEX OF SPARES AND ACCESORIES

BUSSOLE DI RIDUZIONE
REDUCTION SLEEVES

Programma completo da pagina **217**

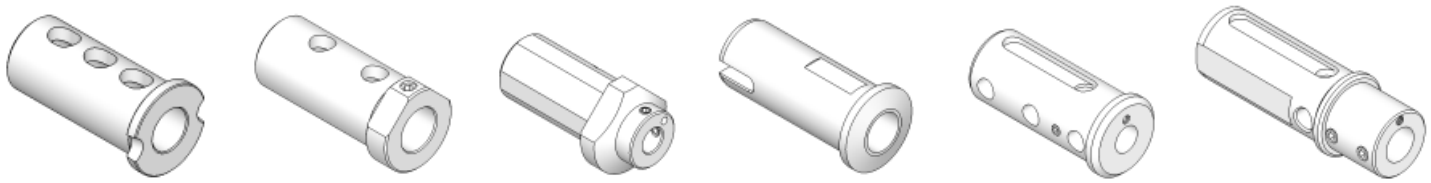

RICAMBI ED ACCESSORI PER TORNI AUTOMATICI
SPARES AND ACCESSORIES FOR AUTOMATIC LATHES

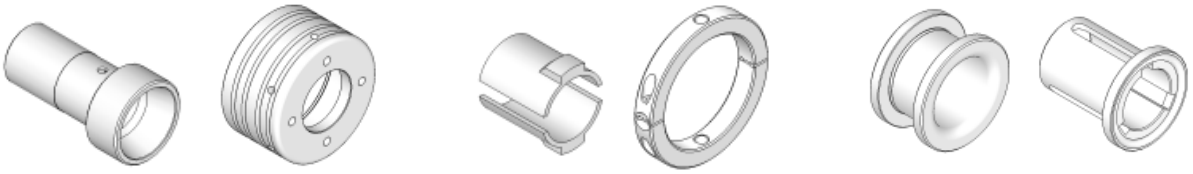

Programma completo da pagina **305**

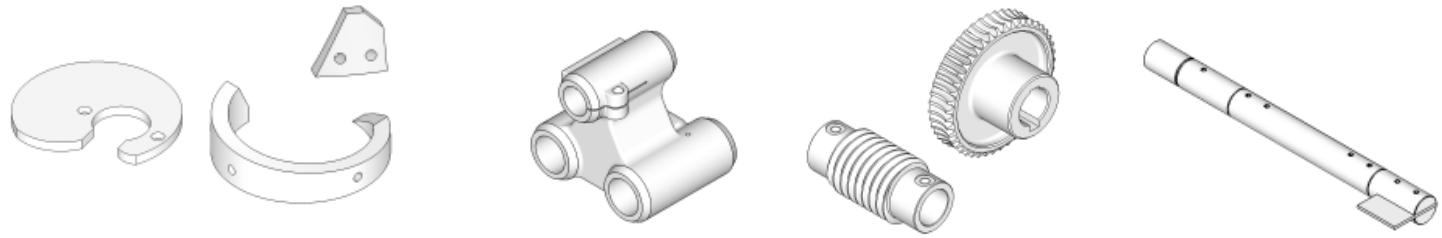

CHIUDIPINZA E DIVISORI PNEUMATICI
PNEUMATIC COLLET CHUCKS AND INDEXING FIXTURES

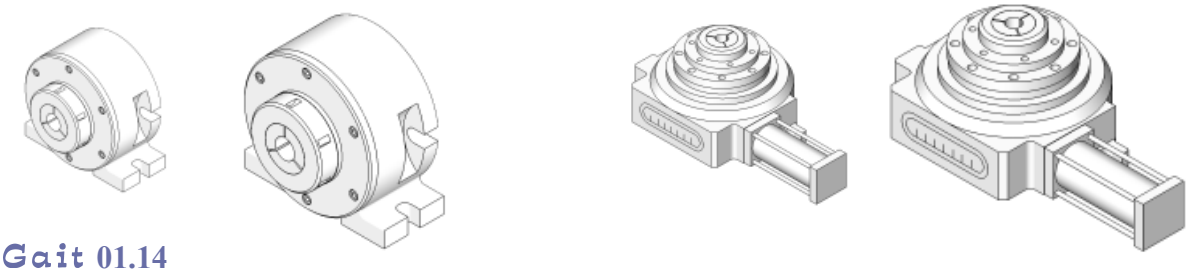

Programma completo a pagina **200**

INDICE DEL SISTEMA ER - DIN 6499

INDEX OF ER SYSTEM - DIN 6499

PRECISIONE STANDARD
STANDARD PRECISION

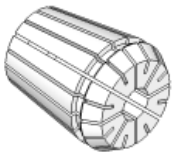

ER

Programma completo da pagina 9

DI ALTA PRECISIONE
HIGH PRECISION TYPE

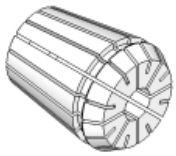

ER HP

Programma completo a pagina 13

A TENUTA STAGNA
WATERTIGHT TYPE

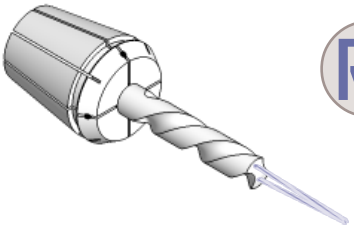

RF

Programma completo a pagina 14

A TENUTA STAGNA - ULTRA PRECISE
WATERTIGHT ULTRA PRECISION TYPE

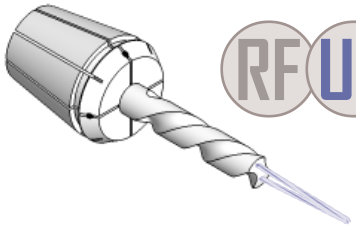

RF UP

Programma completo a pagina 15

CON FORI DI LUBRIFICAZIONE
WITH COOLANT HOLES

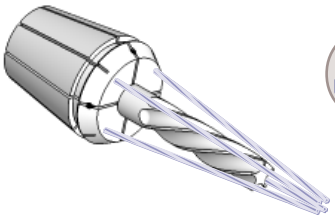

JET

Programma completo a pagina 16

COMPENSATE A TRAZIONE
WITH TRACTION COMPENSATION

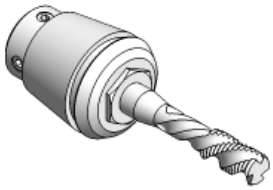

AM

Programma completo a pagina 17

CON QUADRO PER MASCHI
WITH SQUARE FOR TAPS

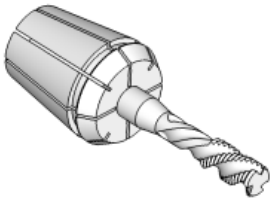

MF

Programma completo a pagina 18

CON QUADRO A TENUTA STAGNA
WATERTIGHT WITH SQUARE

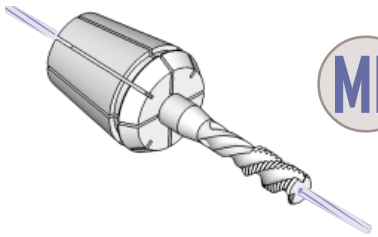

ML

Programma completo a pagina 19

GHIERE DI SERRAGGIO
CLAMPING NUTS

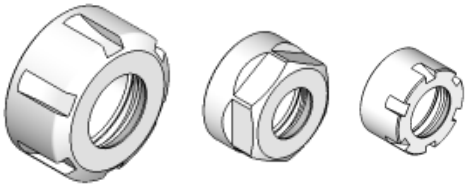

Programma completo da pagina 20

CHIAVI
WRENCHES

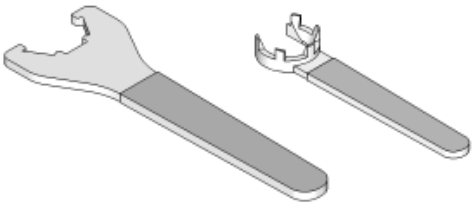

Programma completo da pagina 24

DIN 6499/B	PINZE ER *ER COLLETS*

PRECISIONE
RUNOUT
=0,010

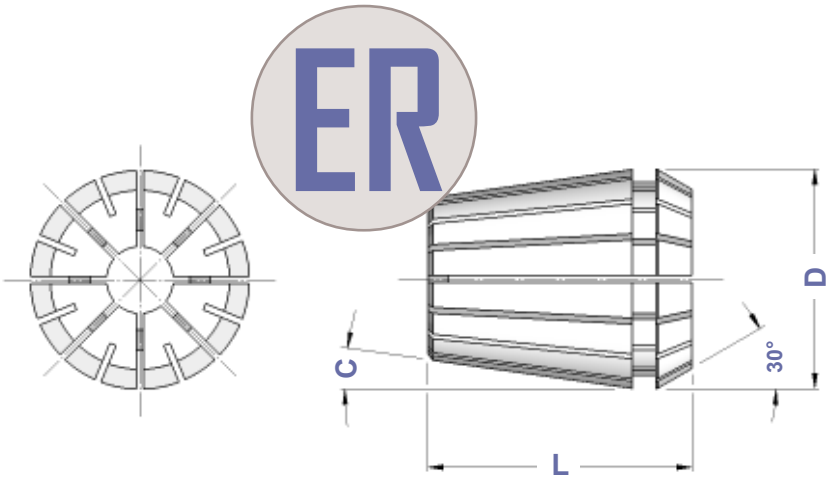

TIPO	ARTICOLO	CAPACITA'	SERRAGGIO	PROGRESSIONE	D	L	C	EINHEITS
ER 8	**0554**	1 ÷ 5	mm 0,5	0,5	8,5	13,5	8°	4004E
ER 11	**5573**	1 ÷ 7	mm 0,5	0,5	11,5	18,0	8°	4008E
ER 12	**5601**	1 ÷ 3 4 ÷ 7	mm 0,5 mm 1,0	0,5	12,0	19,5	8°	424E
ER 16	**0364**	1 ÷ 3 4 ÷ 10	mm 0,5 mm 1,0	0,5	17,0	27,5	8°	426E
ER 20	**0787**	1 ÷ 3 4 ÷ 13	mm 0,5 mm 1,0	0,5	21,0	31,5	8°	428E
ER 25	**0996**	1 ÷ 3 4 ÷ 16	mm 0,5 mm 1,0	0,5	26,0	34,0	8°	430E
ER 32	**0988**	2 ÷ 20	mm 1,0	0,5	33,0	40,0	8°	470E
ER 40	**0821**	3 ÷ 30	mm 1,0	0,5	41,0	46,0	8°	472E
ER 50	**4055**	6 ÷ 34	mm 2,0	1,0	52,0	60,0	8°	477E
ER 60	**4056**	10 ÷ 40	mm 2,0	2,0	61,0	60,0	10°	494E

Tutte le versioni di pinze ER sono disponibili con alesaggi in pollici.
All types of ER collets are available in inches bore.

CONTENITORI E CASSETTE VUOTI PER PINZE ER
EMPTY TRAYS AND CASES FOR ER COLLETS

TIPO PINZA ER	N° SEDI	CONTENITORE VUOTO IN PLASTICA *PLASTIC EMPTY TRAY* ARTICOLO	CASSETTA VUOTA *EMPTY CASE* ARTICOLO
ER 8	16	**3672**	**3690**
ER 11	16	**3673**	**3691**
ER 12	16	**3673**	**3691**
ER 16	16	**3674**	**3692**
ER 20	16	**3675**	**3693**
ER 25	20	**3676**	**3695**
ER 32	20	**3677**	**3695**
ER 40	28	**3678**	**3695**

SERIE **RIDOTTA** DI PINZE **ER**

ER COLLETS REDUCED SETS

TIPO	DIAMETRI	N° PINZE	IN CONTENITORE DI CARTONE *IN CARTON BOX* ARTICOLO	IN CONTENITORE DI PLASTICA *IN PLASTIC TRAY* ARTICOLO	IN CASSETTA *IN CASE* ARTICOLO
ER 8 **Ridotto**	ø 1 - 2 - 3 - 4 - 5	5	**7463**	**4048**	**7487**
ER 11 **Ridotto**	ø 1 - 2 - 3 - 4 - 5 - 6 - 7	7	**7464**	**4049**	**7488**
ER 16 **Ridotto**	ø 2 - 4 - 6 - 8 - 10	5	**7465**	**4050**	**7489**
ER 20 **Ridotto**	ø 2 - 4 - 6 - 8 - 10 - 12	6	**7466**	**4051**	**7490**
ER 25 **Ridotto**	ø 4 - 6 - 8 - 10 - 12 - 16	6	**7467**	**4052**	**7491**
ER 32 **Ridotto**	ø 4 - 6 - 8 - 10 - 12 - 16 - 20	7	**7468**	**4053**	**7492**
ER 40 **Ridotto**	ø 4 - 6 - 8 - 10 - 12 - 16 - 20 - 25	8	**7469**	**4054**	**7493**

SERIE **COMPLETA** DI PINZE **ER**

ER COLLETS COMPLETE SETS

TIPO	DIAMETRI	N° PINZE	IN CONTENITORE DI CARTONE *IN CARTON BOX* ARTICOLO	IN CONTENITORE DI PLASTICA *IN PLASTIC TRAY* ARTICOLO	IN CASSETTA *IN CASE* ARTICOLO
ER 8 **Completo**	da Ø 1 a Ø 5 Progressione 0,5	9	**7470**	**4058**	**7551**
ER 11 **Completo**	da Ø 1 a Ø 7 Progressione 0,5	13	**7471**	**4060**	**7552**
ER 12 **Completo**	da Ø 1 a Ø 7 Progressione 0,5 - 1	9	**7472**	**4061**	**7599**
ER 16 **Completo**	da Ø 1 a Ø 10 Progressione 1	10	**7473**	**4062**	**7553**
ER 20 **Completo**	da Ø 2 a Ø 13 Progressione 1	12	**7474**	**4063**	**7554**
ER 25 **Completo**	da Ø 2 a Ø 16 Progressione 1	15	**7475**	**4064**	**7555**
ER 32 **Completo**	da Ø 3 a Ø 20 Progressione 1	18	**7476**	**4065**	**7556**
ER 40 **Completo**	da Ø 4 a Ø 26 Progressione 1	23	**7477**	**4066**	**7557**

E' possibile completare tutte le cassette con il portapinza e la chiave di vostro interesse
It is possible to complete all sets in case with collet chuck and wrench you need

SERIE INTEGRALE DI PINZE ER
ER COLLETS WHOLE SETS

TIPO	DIAMETRI	N° PINZE	IN CONTENITORE *IN PLASTIC TRAY* ARTICOLO
ER 16 **Integrale**	Ø 1 - 2 - 3 - 4 - 5 - 6 - 7 - 8 - 9 - 10 + Mezze Misure Ø 1,5 - 2,5 - 3,5 - 4,5 - 5,5 - 6,5 - 7,5 - 8,5 - 9,5	19	**7746**
ER 20 **Integrale**	Ø 1 - 2 - 3 - 4 - 5 - 6 - 7 - 8 - 9 - 10 - 11 12 - 13 + Mezze Misure Ø 1,5 - 2,5 - 3,5 - 4,5 - 5,5 - 6,5 - 7,5 - 8,5 - 9,5 10,5 - 11,5 - 12,5	25	**7747**
ER 25 **Integrale**	Ø 1 - 2 - 3 - 4 - 5 - 6 - 7 - 8 - 9 - 10 - 11 12 - 13 - 14 - 15 - 16 + Mezze Misure Ø 1,5 - 2,5 - 3,5 - 4,5 - 5,5 - 6,5 - 7,5 - 8,5 - 9,5 10,5 - 11,5 - 12,5 - 13,5 - 14,5 - 15,5	31	**7748**
ER 32 **Integrale**	Ø 2 - 3 - 4 - 5 - 6 - 7 - 8 - 9 -10 - 11 - 12 13 - 14 - 15 - 16 - 17 - 18 - 19 - 20 + Mezze Misure Ø 2,5 - 3,5 - 4,5 - 5,5 - 6,5 - 7,5 - 8,5 - 9,5 10,5 - 11,5 - 12,5 - 13,5 - 14,5 - 15,5 - 16,5 17,5 - 18,5 - 19,5	37	**7749**
ER 40 **Integrale**	Ø 3 - 4 - 5 - 6 - 7 - 8 - 9 - 10 - 11 - 12 13 - 14 - 15 - 16 - 17 - 18 - 19 - 20 - 21 22 - 23 - 24 - 25 - 26 - 27 - 28 - 29 - 30	28	**7750**

SERIE DI PINZE ER IN POLLICI
SET OF ER COLLETS INCHES DIMENTIONS

TIPO	DIAMETRI	N° PINZE	IN CONTENITORE DI PLASTICA *IN PLASTIC TRAY* ARTICOLO	IN CASSETTA *IN CASE* ARTICOLO
ER 32 **inches**	Ø 1/8" - 3/16" - 1/4" - 5/16" 3/8" - 7/16" - 1/2" - 9/16" 5/8" - 11/16" - 3/4"	11	**7026**	**7027**

E' possibile completare tutte le cassette con il portapinza e la chiave di vostro interesse
It is possible to complete all sets in case with collet chuck and wrench you need

CASSETTA CON SERIE **RIDOTTA** DI PINZE ER E CHIAVE **MINI**

ER COLLETS REDUCED SETS WITH MINI WRENCH

KIT	DIAMETRI	N° PINZE	CHIAVE	ARTICOLO
ER 8 **Ridotto** + Chiave **Mini**	Ø 1 - 2 - 3 - 4 - 5	5	5717	**7751**
ER 11 **Ridotto** + Chiave **Mini**	Ø 1 - 2 - 3 - 4 - 5 - 6 - 7	7	5718	**7752**
ER 16 **Ridotto** + Chiave **Mini**	Ø 2 - 4 - 6 - 8 - 10	5	5719	**7753**
ER 20 **Ridotto** + Chiave **Mini**	Ø 2 - 4 - 6 - 8 - 10 - 12	6	5720	**7754**
ER 25 **Ridotto** + Chiave **Mini**	Ø 4 - 6 - 8 - 10 - 12 - 16	6	5721	**7755**

CASSETTA CON SERIE **COMPLETA** DI PINZE ER E CHIAVE **MINI**

ER COLLETS COMPLETE SETS WITH MINI WRENCH

KIT	DIAMETRI	N° PINZE	CHIAVE	ARTICOLO
ER 8 **Completo** + Chiave **Mini**	da Ø 1 a Ø 5	9	5717	**7001**
ER 11 **Completo** + Chiave **Mini**	da Ø 1 a Ø 7	13	5718	**7002**
ER 16 **Completo** + Chiave **Mini**	da Ø 1 a Ø 10	10	5719	**7003**
ER 20 **Completo** + Chiave **Mini**	da Ø 2 a Ø 13	12	5720	**7004**
ER 25 **Completo** + Chiave **Mini**	da Ø 2 a Ø 16	15	5721	**7005**

CASSETTA CON SERIE **RIDOTTA** DI PINZE ER E CHIAVE **STANDARD**

ER COLLETS REDUCED SETS WITH STANDARD WRENCH

KIT	DIAMETRI	N° PINZE	CHIAVE	ARTICOLO
ER 16 **Ridotto** + Chiave **Standard**	Ø 2 - 4 - 6 - 8 - 10	5	3698	**7495**
ER 20 **Ridotto** + Chiave **Standard**	Ø 2 - 4 - 6 - 8 - 10 - 12	6	3699	**7496**
ER 25 **Ridotto** + Chiave **Standard**	Ø 4 - 6 - 8 - 10 - 12 - 16	6	3669	**7497**
ER 32 **Ridotto** + Chiave **Standard**	Ø 4 - 6 - 8 - 10 - 12 - 16 - 20	7	3670	**7498**
ER 40 **Ridotto** + Chiave **Standard**	Ø 4 - 6 - 8 - 10 - 12 - 16 - 20 - 25	8	3671	**7499**

CASSETTA CON SERIE **COMPLETA** DI PINZE ER E CHIAVE **STANDARD**

ER COLLETS COMPLETE SETS WITH STANDARD WRENCH

KIT	DIAMETRI	N° PINZE	CHIAVE	ARTICOLO
ER 16 **Completo** + Chiave **Standard**	da Ø 1 a Ø 10	10	3698	**7536**
ER 20 **Completo** + Chiave **Standard**	da Ø 2 a Ø 13	12	3699	**7537**
ER 25 **Completo** + Chiave **Standard**	da Ø 2 a Ø 16	15	3669	**7538**
ER 32 **Completo** + Chiave **Standard**	da Ø 3 a Ø 20	18	3670	**7539**
ER 40 **Completo** + Chiave **Standard**	da Ø 4 a Ø 26	23	3671	**7540**

DIN 6499/B

PINZE ER DI ALTA PRECISIONE

HIGH PRECISION ER COLLETS

PRECISIONE
RUNOUT
≤ 0,007

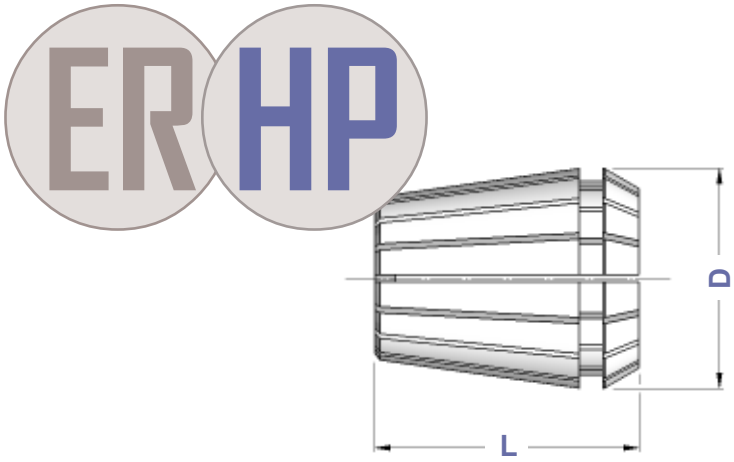

TIPO	ARTICOLO	CAPACITA'	D	L
ER 8 HP	**0554 HP**	1 ÷ 5	8,5	13,5
ER 11 HP	**5573 HP**	1 ÷ 7	11,5	18,0
ER 12 HP	**5601 HP**	1 ÷ 7	12,0	19,5
ER 16 HP	**0364 HP**	1 ÷ 10	17,0	27,5
ER 20 HP	**0787 HP**	1 ÷ 13	21,0	31,5
ER 25 HP	**0996 HP**	1 ÷ 16	26,0	34,0
ER 32 HP	**0988 HP**	2 ÷ 20	33,0	40,0
ER 40 HP	**0821 HP**	3 ÷ 30	41,0	46,0
ER 50 HP	**4055 HP**	6 ÷ 34	52,0	60,0

Le pinze ER-HP differiscono dalle normali pinze ER di pagina 3 per la maggiore precisione.

ER-HP collets are different from ER standard collets on page 3 because of higher accuracy.

SERIE RIDOTTA DI PINZE ER-HP

REDUCED SETS OF COLLETS ER-HP TYPE

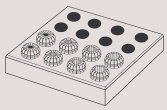

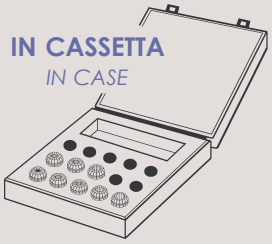

TIPO	DIAMETRI	N° PINZE	IN CONTENITORE *IN TRAY* ARTICOLO	IN CASSETTA *IN CASE* ARTICOLO
ER 8 **HP - Ridotto**	ø 1 - 2 - 3 - 4 - 5	5	**7558**	**7572**
ER 11 **HP - Ridotto**	ø 1 - 2 - 3 - 4 - 5 - 6 - 7	7	**7559**	**7573**
ER 16 **HP - Ridotto**	ø 2 - 4 - 6 - 8 - 10	5	**7560**	**7574**
ER 20 **HP - Ridotto**	ø 2 - 4 - 6 - 8 - 10 - 12	6	**7561**	**7575**
ER 25 **HP - Ridotto**	ø 4 - 6 - 8 - 10 - 12 - 16	6	**7562**	**7576**
ER 32 **HP - Ridotto**	ø 4 - 6 - 8 - 10 - 12 - 16 - 20	7	**7563**	**7577**
ER 40 **HP - Ridotto**	ø 4 - 6 - 8 - 10 - 12 - 16 - 20 - 25	8	**7564**	**7578**

SERIE COMPLETA DI PINZE ER-HP

COMPLETE SETS OF COLLETS ER-HP TYPE

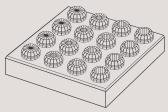

TIPO	DIAMETRI	N° PINZE	IN CONTENITORE *IN TRAY* ARTICOLO	IN CASSETTA *IN CASE* ARTICOLO
ER 8 **HP - Completo**	da Ø 1 a Ø 5	9	**7565**	**7579**
ER 11 **HP - Completo**	da Ø 1 a Ø 7	13	**7566**	**7580**
ER 16 **HP - Completo**	da Ø 1 a Ø 10	10	**7567**	**7581**
ER 20 **HP - Completo**	da Ø 2 a Ø 13	12	**7568**	**7582**
ER 25 **HP - Completo**	da Ø 2 a Ø 16	15	**7569**	**7583**
ER 32 **HP - Completo**	da Ø 3 a Ø 20	18	**7570**	**7584**
ER 40 **HP - Completo**	da Ø 4 a Ø 26	23	**7571**	**7585**

DIN 6499/A

PINZE ER A TENUTA STAGNA

WATERTIGHT ER COLLETS

PRECISIONE
RUNOUT
= 0,010

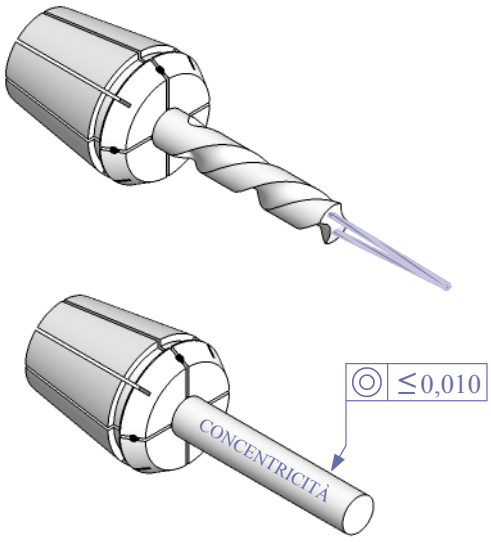

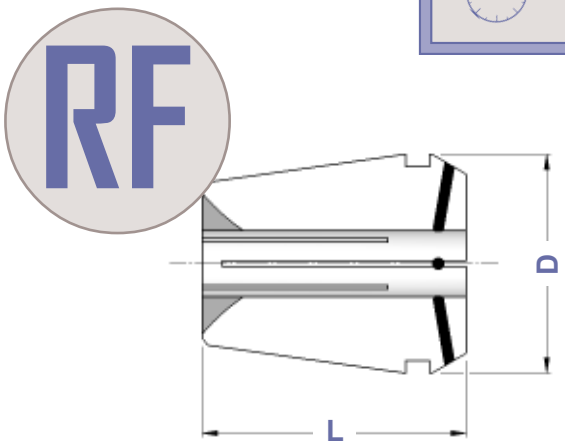

TIPO	ARTICOLO	CAPACITA'	D	L	PROGRESSIONE
ER 11 RF	**5573 RF**	1 ÷ 7	11,5	18,0	0,5
ER 12 RF	**5601 RF**	1 ÷ 7	12,0	19,5	0,5
ER 16 RF	**0364 RF**	1 ÷ 10	17,0	27,5	0,5
ER 20 RF	**0787 RF**	2 ÷ 13	21,0	31,5	0,5
ER 25 RF	**0996 RF**	2 ÷ 16	26,0	34,0	0,5
ER 32 RF	**0988 RF**	3 ÷ 20	33,0	40,0	0,5
ER 40 RF	**0821 RF**	4 ÷ 26	41,0	46,0	0,5
ER 50 RF	**4055 RF**	6 ÷ 34	52,0	60,0	0,5

Pinze con inserti in neoprene (a partire dal Ø 3) e passaggio centrale del refrigerante. Pressione di esercizio: max 40 Bar / 600 PSI Bloccano solo il diametro nominale.

Collets with neoprene insertions (starting from Ø 3) and coolant through the collet hole only . Working pressure: max 40 Bar / 600 PSI Those collets clamp only nominal diameter.

SERIE RIDOTTA DI PINZE RF

REDUCED SETS OF COLLETS RF TYPE

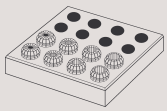

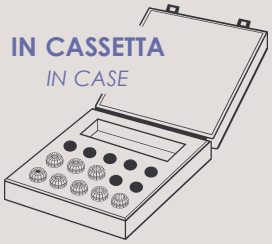

TIPO	DIAMETRI	N° PINZE	IN CONTENITORE *IN TRAY* ARTICOLO	IN CASSETTA *IN CASE* ARTICOLO
ER 16 **RF - Ridotto**	ø 4 - 6 - 8 - 10	4	**7587**	**7600**
ER 20 **RF - Ridotto**	ø 4 - 6 - 8 - 10 - 12	5	**7588**	**7601**
ER 25 **RF - Ridotto**	ø 4 - 6 - 8 - 10 - 12 - 16	6	**7589**	**7602**
ER 32 **RF - Ridotto**	ø 4 - 6 - 8 - 10 - 12 - 16 - 20	7	**7590**	**7603**
ER 40 **RF - Ridotto**	ø 4 - 6 - 8 - 10 - 12 - 16 - 20 - 25	8	**7591**	**7604**

SERIE COMPLETA DI PINZE RF

COMPLETE SETS OF COLLETS RF TYPE

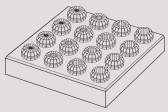

TIPO	DIAMETRI	N° PINZE	IN CONTENITORE *IN TRAY* ARTICOLO	IN CASSETTA *IN CASE* ARTICOLO
ER 16 **RF - Completo**	da Ø 3 a Ø 10	8	**7593**	**7606**
ER 20 **RF - Completo**	da Ø 3 a Ø 13	11	**7594**	**7607**
ER 25 **RF - Completo**	da Ø 3 a Ø 16	14	**7595**	**7608**
ER 32 **RF - Completo**	da Ø 3 a Ø 20	18	**7596**	**7609**
ER 40 **RF - Completo**	da Ø 4 a Ø 26	23	**7597**	**7610**

DIN 6499/A

PINZE ER A TENUTA STAGNA DI ULTRA PRECISIONE

ULTRA PRECISION WATERTIGHT ER COLLETS

PRECISIONE
RUNOUT
≤ 0,005

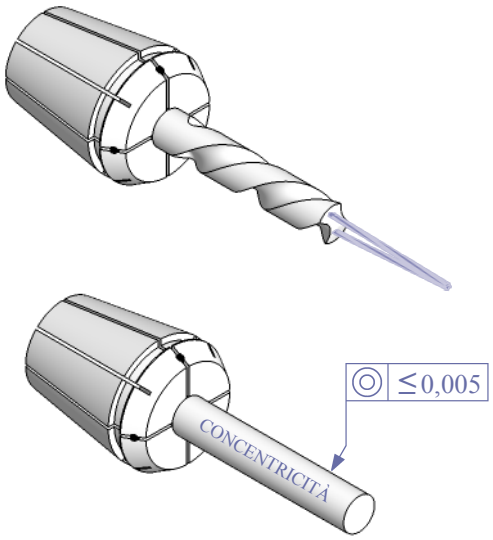

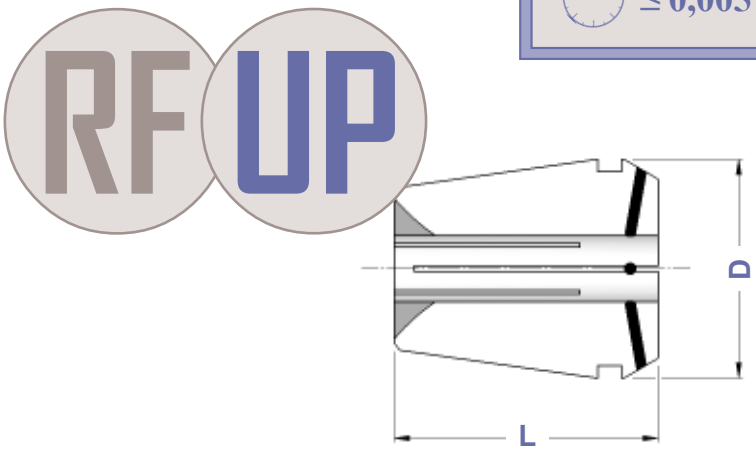

TIPO	ARTICOLO	CAPACITA'	D	L	PROGRESSIONE
ER 11 RF - UP	**5573 UP**	1 ÷ 7	11,5	18,0	0,5
ER 12 RF - UP	**5601 UP**	1 ÷ 7	12,0	19,5	0,5
ER 16 RF - UP	**0364 UP**	1 ÷ 10	17,0	27,5	0,5
ER 20 RF - UP	**0787 UP**	2 ÷ 13	21,0	31,5	0,5
ER 25 RF - UP	**0996 UP**	2 ÷ 16	26,0	34,0	0,5
ER 32 RF - UP	**0988 UP**	3 ÷ 20	33,0	40,0	0,5
ER 40 RF - UP	**0821 UP**	4 ÷ 26	41,0	46,0	0,5
ER 50 RF - UP	**4055 UP**	6 ÷ 34	52,0	60,0	0,5

Pinze con le medesime caratteristiche delle RF ma di altissima precisione: concentricità ≤0,005 mm.
Pressione di esercizio: max 40 Bar / 600 PSI
Bloccano solo il diametro nominale.

Collets with the same catacteristics od RF type but with an ultra precision: ≤ 0,005 runout accuracy.
Working pressure: max 40 Bar / 600 PSI
Those collets clamp only nominal diameter.

SERIE RIDOTTA DI PINZE RF-UP

REDUCED SETS OF COLLETS RF-UP TYPE

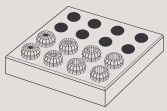

TIPO	DIAMETRI	N° PINZE	IN CONTENITORE *IN TRAY* ARTICOLO	IN CASSETTA *IN CASE* ARTICOLO
ER 16 **UP - Ridotto**	ø 4 - 6 - 8 - 10	4	**7612**	**7624**
ER 20 **UP - Ridotto**	ø 4 - 6 - 8 - 10 - 12	5	**7613**	**7625**
ER 25 **UP - Ridotto**	ø 4 - 6 - 8 - 10 - 12 - 16	6	**7614**	**7626**
ER 32 **UP - Ridotto**	ø 4 - 6 - 8 - 10 - 12 - 16 - 20	7	**7615**	**7627**
ER 40 **UP - Ridotto**	ø 4 - 6 - 8 - 10 - 12 - 16 - 20 - 25	8	**7616**	**7628**

SERIE COMPLETA DI PINZE RF-UP

COMPLETE SETS OF COLLETS RF-UP TYPE

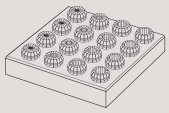

TIPO	DIAMETRI	N° PINZE	IN CONTENITORE *IN TRAY* ARTICOLO	IN CASSETTA *IN CASE* ARTICOLO
ER 16 **UP - Completo**	da Ø 3 a Ø 10	8	**7618**	**7630**
ER 20 **UP - Completo**	da Ø 3 a Ø 13	11	**7619**	**7631**
ER 25 **UP - Completo**	da Ø 3 a Ø 16	14	**7620**	**7632**
ER 32 **UP - Completo**	da Ø 3 a Ø 20	18	**7621**	**7633**
ER 40 **UP - Completo**	da Ø 4 a Ø 26	23	**7622**	**7634**

DIN 6499/A

PINZE ER CON FORI DI LUBRIFICAZIONE

ER COLLETS WITH COOLANT HOLES

PRECISIONE
RUNOUT
= 0,010

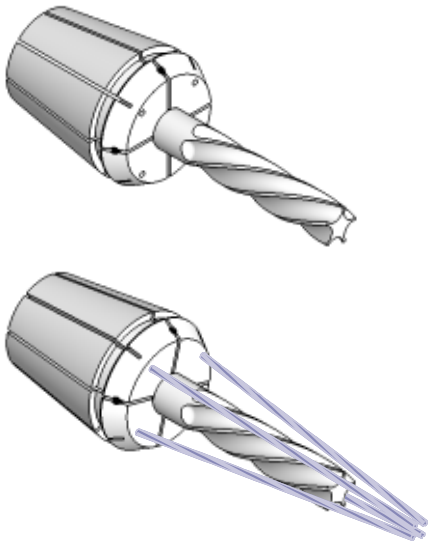

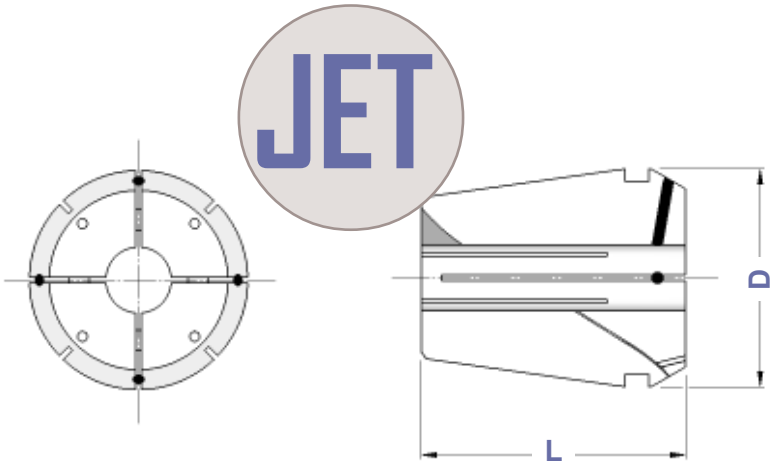

Pinze con inserti in neoprene.
Il refrigerante viene convogliato sui taglienti dell'utensile mediante i fori inclinati.
Pressione di esercizio: max 40 Bar / 600 PSI
Bloccano solo il diametro nominale.

Collets with neoprene insertions .
Coolant is carried towards the edges of te tool trough sloped holes.
Working pressure: max 40 Bar / 600 PSI
JET collets clamp nominal diameter only.

TIPO	ARTICOLO	CAPACITA'	D	L	PROGRESSIONE
ER 16 JET	**0364 JET**	3 ÷ 7	17,0	27,5	0,5
ER 20 JET	**0787 JET**	3 ÷ 9	21,0	31,5	0,5
ER 25 JET	**0996 JET**	3 ÷ 14	26,0	34,0	0,5
ER 32 JET	**0988 JET**	3 ÷ 20	33,0	40,0	0,5
ER 40 JET	**0821 JET**	4 ÷ 26	41,0	46,0	0,5
ER 50 JET	**4055 JET**	6 ÷ 34	52,0	60,0	0,5

JET SERIE RIDOTTA DI PINZE ER-JET

REDUCED SETS OF COLLETS ER-JET TYPE

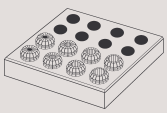

TIPO	DIAMETRI	N° PINZE	IN CONTENITORE *IN TRAY* ARTICOLO	IN CASSETTA *IN CASE* ARTICOLO
ER 25 **JET - Ridotto**	ø 4 - 6 - 8 - 10 - 12	5	**7637**	**7647**
ER 32 **JET - Ridotto**	ø 4 - 6 - 8 - 10 - 12 - 16 - 20	7	**7638**	**7648**
ER 40 **JET - Ridotto**	ø 4 - 6 - 8 - 10 - 12 - 16 - 20 - 25	8	**7639**	**7649**

JET SERIE COMPLETA DI PINZE ER-JET

COMPLETE SETS OF COLLETS ER-JET TYPE

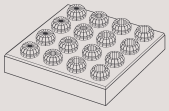

TIPO	DIAMETRI	N° PINZE	IN CONTENITORE *IN TRAY* ARTICOLO	IN CASSETTA *IN CASE* ARTICOLO
ER 16 **JET - Completo**	da Ø 3 a Ø 7	5	**7640**	**7650**
ER 20 **JET - Completo**	da Ø 3 a Ø 9	7	**7641**	**7651**
ER 25 **JET - Completo**	da Ø 3 a Ø 14	12	**7642**	**7652**
ER 32 **JET - Completo**	da Ø 3 a Ø 20	18	**7643**	**7653**
ER 40 **JET - Completo**	da Ø 4 a Ø 26	23	**7644**	**7654**

PINZE ER - COMPENSATE A TRAZIONE

ER COLLETS - COMPENSATION WITH TRACTION

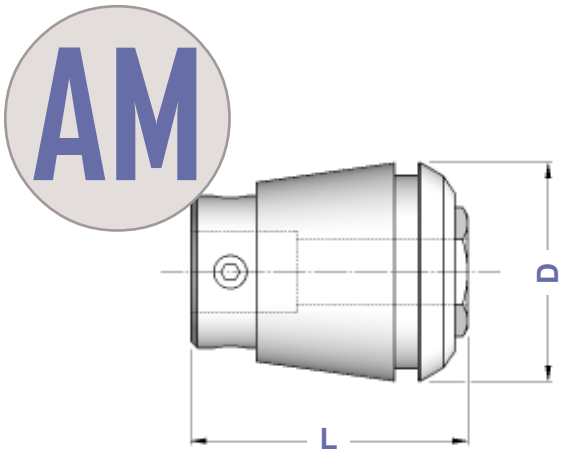

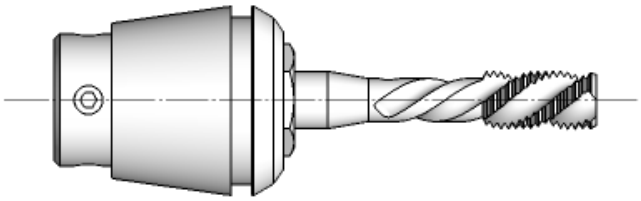

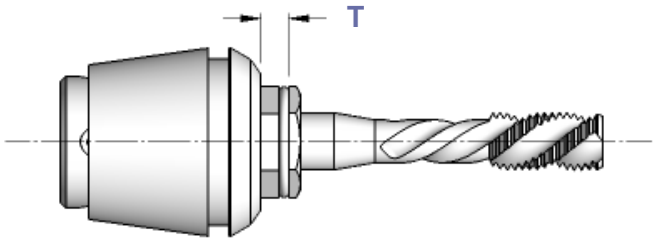

TIPO	ARTICOLO	CAPACITA'	D	L	T	C
ER 16 - **Compensate**	**0364 AM**	da Ø 1,4 a Ø 6,0	17,0	27,0	7,0	9395
ER 20 - **Compensate**	**0787 AM**	da Ø 2,2 a Ø 7,0	21,0	31,0	7,0	9396
ER 25 - **Compensate**	**0996 AM**	da Ø 2,5 a Ø 10,0	26,0	34,0	8,0	9397
ER 32 - **Compensate**	**0988 AM**	da Ø 4,5 a Ø 12,5	33,0	43,0	10,0	9398
ER 40 - **Compensate**	**0821 AM**	da Ø 6,0 a Ø 16,0	41,0	54,0	13,0	9399

Il maschio viene bloccato con i grani situati sulla parte mobile.

Tap clamped by the grain placed on the mobile part.

CASSETTA CON SERIE RIDOTTA DI PINZE ER-AM

CASES WITH REDUCED SETS OF COLLETS ER-AM TYPE

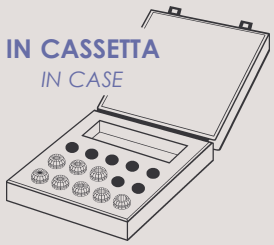

TIPO	DIAMETRI	N° PINZE	ARTICOLO
ER 16 **AM- Ridotto**	ø 2,5 - 2,8 - 3,5 - 4 - 4,5 - 5 - 6	7	**7741**
ER 20 **AM- Ridotto**	ø 2,5 - 2,8 - 3,5 - 4 - 4,5 - 5 - 6 - 7	8	**7742**
ER 25 **AM- Ridotto**	ø 3,5 - 4 - 4,5 - 5 - 6 - 7 - 8 - 9 - 10	9	**7743**
ER 32 **AM- Ridotto**	ø 4,5 - 5 - 6 - 7 - 8 - 9 -10 -11 - 12	9	**7744**
ER 40 **AM- Ridotto**	ø 6 - 7 - 8 - 9 -10 -11 -12 -14 - 16	9	**7745**

DIN 6499/A	PINZE ER CON QUADRO PER MASCHIATURA *ER TAPPING COLLETS WITH SQUARE*

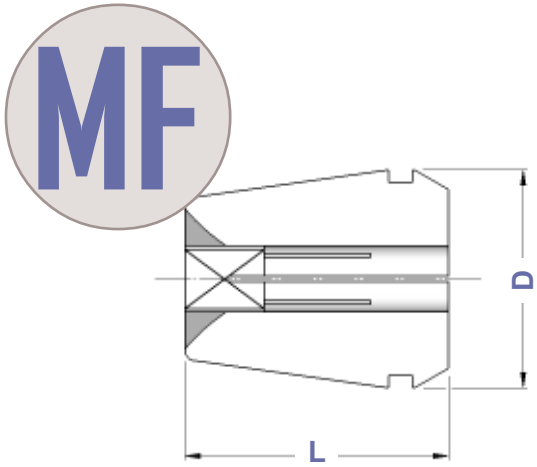

TIPO	ARTICOLO	CAPACITA'	D	L
ER 11 **MF** - **con Quadro**	**5573 MF**	da Ø 3,5 a Ø 6,0	11,5	18,0
ER 12 **MF** - **con Quadro**	**5601 MF**	da Ø 3,5 a Ø 6,0	12,0	19,5
ER 16 **MF** - **con Quadro**	**0364 MF**	da Ø 3,5 a Ø 8,0	17,0	27,5
ER 20 **MF** - **con Quadro**	**0787 MF**	da Ø 3,5 a Ø 10,0	21,0	31,5
ER 25 **MF** - **con Quadro**	**0996 MF**	da Ø 3,5 a Ø 12,0	26,0	34,0
ER 32 **MF** - **con Quadro**	**0988 MF**	da Ø 3,5 a Ø 16,0	33,0	40,0
ER 40 **MF** - **con Quadro**	**0821 MF**	da Ø 4,5 a Ø 20,0	41,0	46,0
ER 50 **MF** - **con Quadro**	**4055 MF**	da Ø 8,0 a Ø 32,0	52,0	60,0

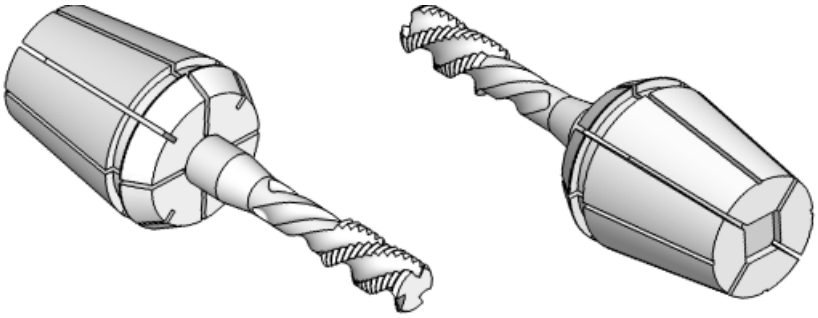

Il quadro di trascinamento per il maschio è ricavato sul fondo della pinza.

Tap drag square got out on the bottom of the collet.

SERIE RIDOTTA DI PINZE ER-MF

REDUCED SETS OF COLLETS ER-MF TYPE

TIPO	DIAMETRI	N° PINZE	IN CONTENITORE *IN TRAY* ARTICOLO	IN CASSETTA *IN CASE* ARTICOLO
ER 16 **MF - Ridotto**	ø 3,5 - 4,5 - 6 - 7	4	**7655**	**7660**
ER 20 **MF - Ridotto**	ø 3,5 - 4,5 - 6 - 7 - 8 - 9 - 10	7	**7656**	**7661**
ER 25 **MF - Ridotto**	ø 3,5 - 4,5 - 6 - 7 - 8 - 9 - 10 - 11 - 12	9	**7657**	**7662**
ER 32 **MF - Ridotto**	ø 4,5 - 6 - 7 - 8 - 9 -10 - 11 - 12 - 14 - 16	10	**7658**	**7663**
ER 40 **MF - Ridotto**	ø 6 - 7 - 8 - 9 -10 -11 - 12 - 14 - 16 - 18 - 20	11	**7659**	**7664**

DIN 6499/A	PINZE ER CON QUADRO PER MASCHIATURA A TENUTA STAGNA *WATERTIGHT ER TAPPING COLLETS WITH SQUARE*

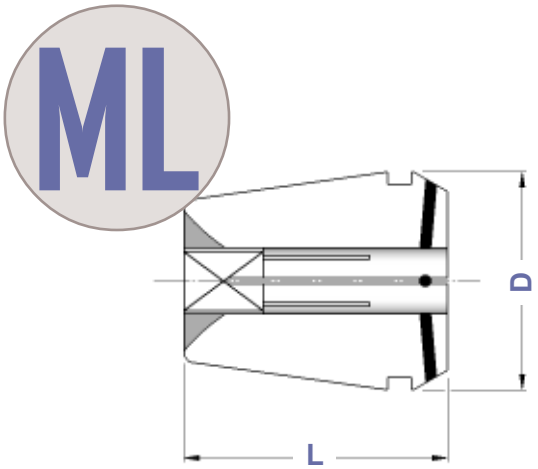

TIPO	ARTICOLO	CAPACITA'	D	L
ER 11 **ML** - **con Quadro**	**5573 ML**	da Ø 3,5 a Ø 6,0	11,5	18,0
ER 12 **ML** - **con Quadro**	**5601 ML**	da Ø 3,5 a Ø 6,0	12,0	19,5
ER 16 **ML** - **con Quadro**	**0364 ML**	da Ø 3,5 a Ø 8,0	17,0	27,5
ER 20 **ML** - **con Quadro**	**0787 ML**	da Ø 3,5 a Ø 10,0	21,0	31,5
ER 25 **ML** - **con Quadro**	**0996 ML**	da Ø 3,5 a Ø 12,0	26,0	34,0
ER 32 **ML** - **con Quadro**	**0988 ML**	da Ø 3,5 a Ø 16,0	33,0	40,0
ER 40 **ML** - **con Quadro**	**0821 ML**	da Ø 4,5 a Ø 20,0	41,0	46,0
ER 50 **ML** - **con Quadro**	**4055 ML**	da Ø 8,0 a Ø 32,0	52,0	60,0

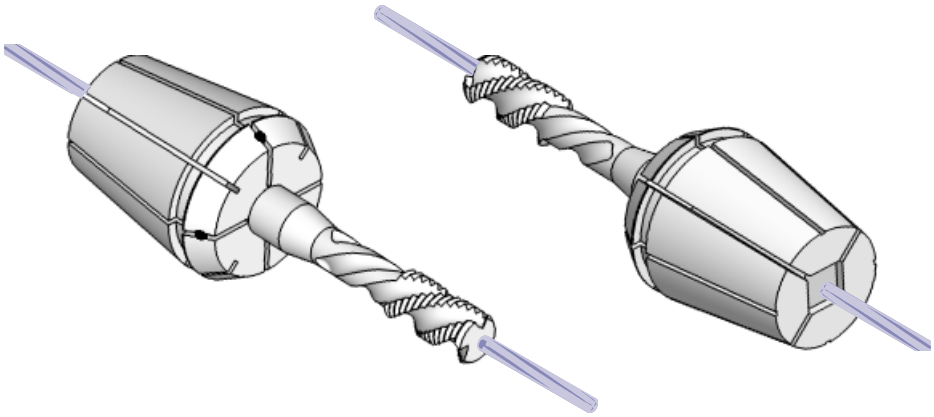

Il quadro di trascinamento per il maschio è ricavato sul fondo della pinza.
Pressione di esercizio: max 40 Bar / 600 PSI

Tap drag square got out on the bottom of the collet.
Working pressure: max 40 Bar / 600 PSI

SERIE RIDOTTA DI PINZE ER-ML

REDUCED SETS OF COLLETS ER-ML TYPE

TIPO	DIAMETRI	N° PINZE	IN CONTENITORE *IN TRAY* ARTICOLO	IN CASSETTA *IN CASE* ARTICOLO
ER 16 **ML** - **Ridotto**	ø 3,5 - 4,5 - 6 - 7	4	**7756**	**7761**
ER 20 **ML** - **Ridotto**	ø 3,5 - 4,5 - 6 - 7 - 8 - 9 - 10	7	**7757**	**7762**
ER 25 **ML** - **Ridotto**	ø 3,5 - 4,5 - 6 - 7 - 8 - 9 - 10 - 11 - 12	9	**7758**	**7763**
ER 32 **ML** - **Ridotto**	ø 4,5 - 6 - 7 - 8 - 9 -10 - 11 - 12 - 14 - 16	10	**7759**	**7764**
ER 40 **ML** - **Ridotto**	ø 6 - 7 - 8 - 9 -10 -11 - 12 - 14 - 16 - 18 - 20	11	**7760**	**7765**

FILETTI INTERNI DELLE GHIERE ER

ER NUTS INSIDE THREADS

GHIERA	ER 8	ER 11	ER 16	ER 20	ER 25	ER 32	ER 40	ER 50	ER 60	ER 90
MINI	10 x 0,75	13x0,75	19 x 1,0	24 x 1,0	30 x 1,0					
ESAGONALE		14x0,75	22 x 1,5	25 x 1,5						
STANDARD			22 x 1,5	25 x 1,5	32 x 1,5	40 x 1,5	50 x 1,5	64 x 2,0	70 x 1,5	110 x 1,5

ASSEMBLAGGIO DELLE PINZE NELLE GHIERE ER

ASSEMBLING OF COLLETS IN ER NUTS

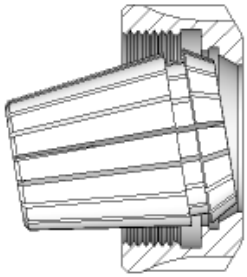

Figura 1

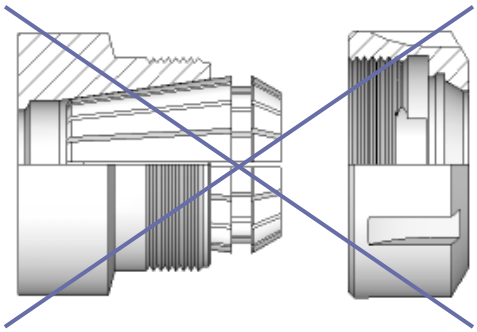

Figura 2

CORRETTO PROCEDIMENTO PER L'ASSEMBLAGGIO DELLA PINZA NELLA GHIERA

A) Introdurre la pinza nella ghiera inclinandola fino ad accoppiare la scanalatura della pinza con la sede eccentrica della ghiera (figura 1).

B) Una volta montata la pinza nella ghiera (punto A), avvitare l'assieme sul mandrino.

C) Dopo aver inserito l'utensile nella pinza, si consiglia l'utilizzo dell'apposita chiave per completare il serraggio.

RIGHT PROCEDURE TO ASSEMBLE THE COLLET IN THE NUT

A) Insert the collet into the nut inclining it untill the collet groove matchs with nut excentric seat (picture 1).

B) Once the collet is fitted in the nut (point A), screw the assembly on the spindle.

C) After insert the tool into the collet, is suggested to use the suitable wrench to complete the tightening.

ERRATO PROCEDIMENTO PER L'ASSEMBLAGGIO DELLA PINZA NELLA GHIERA

D) L'inserimento della pinza nella sede mandrino senza prima averla assemblata nella ghiera (figura 2) compromette irrimediabilmente l'integrità dell'assieme :
- l'eccentrico situato all'interno della ghiera si rompe a causa della pressione esercitata dalla pinza. Tale rottura non permetterà più l'estrazione della pinza che quindi rimarrà bloccata nella sua sede.
- durante l'avvitamento della ghiera, i residui dell'eccentrico rotto provocano delle scalfiture sulla parte conica rettificata della pinza pregiudicandone il corretto accoppiamento.

WRONG PROCEDURE TO ASSEMBLE THE COLLET IN THE NUT

D) Inserting the collet into the spindle seat without first assembling it with the nut (picture 2) irrimedably compromises the whole integrity :
- *excentric in the nut breaks because of the pressure made by the collet. Such a breakage will not permit anymore the extraction of the collet that then will stay locked in its seat.*
- *during the nut screwing, broken excentric residuals cause scrapeson conic grindedpart of the collet compromising the exact matching.*

G 6,3 - 15.000 rpm Balanced

DIN 6499

GHIERE ER TIPO MINI

ER CLAMPING NUTS MINI TYPE

GM

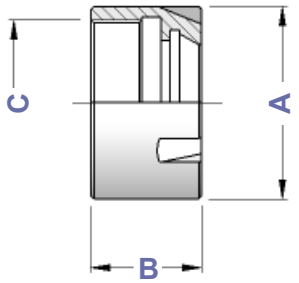

FILETTO DESTRO

RIGHT THREAD

TIPO	Art.	A	B	C		
GM 8	**0373**	12	10,8	10 x 0,75	0554	5717
GM 11	**0432**	16	12,0	13 x 0,75	5573	5718
GM 16	**1229**	22	18,0	19 x 1,00	0364	5719
GM 20	**1230**	28	19,0	24 x 1,00	0787	5720
GM 25	**1231**	35	20,0	30 x 1,00	0996	5721

FILETTO SINISTRO

LEFT THREAD

TIPO	Art.	A	B	C		
GM 8 L	**1188**	12	10,8	10 x 0,75 SX	0554	5717
GM 11 L	**1189**	16	12,0	13 x 0,75 SX	5573	5718
GM 16 L	**1233**	22	18,0	19 x 1,00 SX	0364	5719
GM 20 L	**1234**	28	19,0	24 x 1,00 SX	0787	5720
GM 25 L	**1235**	35	20,0	30 x 1,00 SX	0996	5721

RETTIFICATE ESTERNAMENTE FILETTO DESTRO

GRINDED OUTSIDE - RIGHT THREAD

TIPO	Art.	A	B	C		
GM 8 W	**5690**	12	10,8	10 x 0,75	0554	5717
GM 11 W	**5691**	16	12,0	13 x 0,75	5573	5718
GM 16 W	**5694**	22	18,0	19 x 1,00	0364	5719
GM 20 W	**5695**	28	19,0	24 x 1,00	0787	5720
GM 25 W	**5696**	35	20,0	30 x 1,00	0996	5721

G 6,3 - 15.000 rpm Balanced

DIN 6499

GHIERE ER TIPO ESAGONALE

ER CLAMPING NUTS HEXAGONAL TYPE

GE

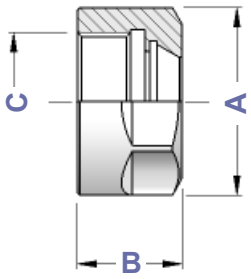

FILETTO DESTRO

RIGHT THREAD

TIPO	Art.	A	B	C		
GE 11	**1157**	19	11,3	14 x 0,75	5573	2905
GE 12	**0342**	19	14,0	14 x 0,75	5601	2905
GE 16	**1214**	28	17,5	22 x 1,50	0364	2906
GE 20	**1215**	34	19,0	25 x 1,50	0787	2907

G 6,3 - 15.000 rpm Balanced

DIN 6499

GHIERE ER TIPO STANDARD

ER CLAMPING NUTS STANDARD TYPE

GS

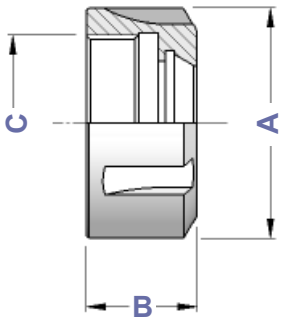

FILETTO DESTRO

RIGHT THREAD

TIPO	Art.	A	B	C		
GS 16	**4993**	32	17,5	22 x 1,5	0364	3698
GS 20	**4994**	35	19,0	25 x 1,5	0787	3699
GS 25	**4995**	42	20,0	32 x 1,5	0996	3669
GS 32	**4996**	50	22,5	40 x 1,5	0988	3670
GS 40	**4997**	63	25,5	50 x 1,5	0821	3671
GS 50	**4998**	78	35,5	64 x 2,0	4055	3668

FILETTO SINISTRO

LEFT THREAD

TIPO	Art.	A	B	C		
GS 16 L	**3071**	32	17,5	22 x 1,5 SX	0364	3698
GS 20 L	**3072**	35	19,0	25 x 1,5 SX	0787	3699
GS 25 L	**3073**	42	20,0	32 x 1,5 SX	0996	3669
GS 32 L	**3074**	50	22,5	40 x 1,5 SX	0988	3670
GS 40 L	**3075**	63	25,5	50 x 1,5 SX	0821	3671

G 6,3 - 15.000 rpm Balanced

DIN 6499

GHIERE ER CON PRESA DI CHIAVE LATERALE

ER CLAMPING NUTS WITH SIDE WRENCH SLOTS

GT

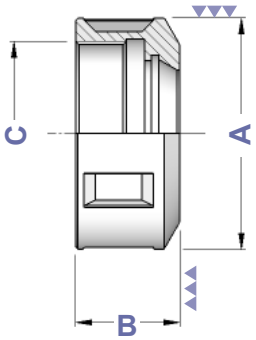

FILETTO DESTRO

RIGHT THREAD

TIPO	Art.	A	B	C		
GT 11	**5090**	20	11,3	14 x 0,75	5573	2880
GT 16	**5091**	32	17,5	22 x 1,5	0364	2881
GT 20	**5092**	35	19,0	25 x 1,5	0787	2882
GT 25	**5093**	42	20,0	32 x 1,5	0996	2883
GT 32	**5094**	50	22,5	40 x 1,5	0988	2908
GT 40	**5095**	63	25,5	50 x 1,5	0821	2909

FILETTO SINISTRO

LEFT THREAD

TIPO	Art.	A	B	C		
GT 11 L	**5753**	20	11,3	14 x 0,75	5573	2880
GT 16 L	**5755**	32	17,5	22 x 1,5	0364	2881
GT 20 L	**5756**	35	19,0	25 x 1,5	0787	2882
GT 25 L	**5757**	42	20,0	32 x 1,5	0996	2883
GT 32 L	**5758**	50	22,5	40 x 1,5	0988	2908
GT 40 L	**5759**	63	25,5	50 x 1,5	0821	2909

L'assenza di fresature nella parte frontale della ghiera ne rende silenziosa la rotazione.

Le ghiere tipo GT hanno l'esterno rettificato

Absence of drillings on nut front side makes its spin noiseless

Nuts GT type are grinded outside

G 6,3 - 12.000 rpm Balanced

DIN 6499

GHIERE ER CON RALLA GIREVOLE

ER NUTS WITH ROTATING RING

GC

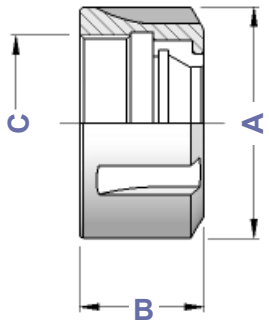

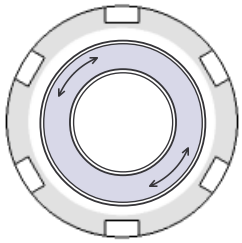

FILETTO DESTRO

RIGHT THREAD

TIPO	Art.	A	B	C		
GC 16	**4954**	32	20,0	22 x 1,5	0364	3698
GC 20	**4955**	35	22,0	25 x 1,5	0787	3699
GC 25	**3697**	42	22,5	32 x 1,5	0996	3669
GC 32	**2911**	50	25,0	40 x 1,5	0988	3670
GC 40	**2912**	63	28,0	50 x 1,5	0821	3671

CARATTERISTICHE E VANTAGGI

- La mancanza di sfere nella ralla rende questa ghiera meno soggetta a rotture.
- Aumenta sensibilmente la forza di serraggio della pinza.
- Evita la torsione della pinza riducendone l'attrito con la sua sede e conseguentemente ne preserva la precisione.
- E' intercambiabile con le normali ghiere standard ed esagonali.
- Al fine di preservarne l'integrità nel tempo, la ralla girevole viene sottoposta ad un trattamento di rivestimento al **NIPLOY**.
- Contrariamente alle ghiere GC-B con cuscinetto a sfere, queste ghiere GC sono consigliate per **alte velocità**.

CHARACTERISTICS AND ADVANTAGES

- *Lack of balls in rotary ring, makes this nut less liable to breackages.*
- *Collet clamping force is sensitively increased.*
- *Avoids collet torsion reducing friction with its seat and consequently preserves its accuracy.*
- *Is interchangeable with standard and hexagonal nuts.*
- *With the object to preserve its integrity along times, rotary ring is subjected to a **NIPLOY** covering treatment.*
- *Contrary to GC-B nuts with ball bearing, those GC nuts are recommended for **high speed**.*

DIN 6499

GHIERE ER CON RALLA GIREVOLE
VERSIONE SPECIALE CON CIRCOLAZIONE DI SFERE

ER NUTS WITH ROTATING RING - SPECIAL BALL BEARING EXECUTION

GC-B

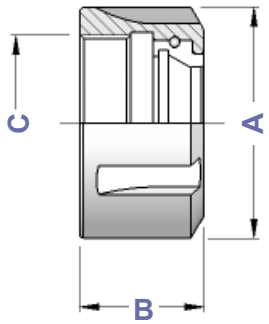

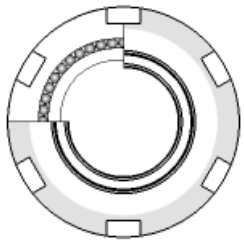

FILETTO DESTRO

RIGHT THREAD

TIPO	Art.	A	B	C		
GC 16 B	**2713**	32	20,0	22 x 1,5	0364	3698
GC 20 B	**2714**	35	22,0	25 x 1,5	0787	3699
GC 25 B	**2715**	42	22,5	32 x 1,5	0996	3669
GC 32 B	**2716**	50	25,0	40 x 1,5	0988	3670
GC 40 B	**2717**	63	28,0	50 x 1,5	0821	3671
GC 50 B	**2913**	78	40,0	64 x 2,0	4055	3668
GC 60 B	**5714**	83	36,0	70 x 1,5	4056	——

CARATTERISTICHE E VANTAGGI

- Aumenta la forza di serraggio della pinza.
- Evita la torsione della pinza riducendone l'attrito con la sua sede e conseguentemente ne preserva la precisione.
- E' intercambiabile con le normali ghiere standard ed esagonali.

CHARACTERISTICS AND ADVANTAGES

- *Collet clamping force is increased.*
- *Avoids collet torsion reducing friction with its seat and consequently preserves its accuracy.*
- *Is interchangeable with standard and hexagonal nuts.*

DIN 6499	GHIERE ER CON FILETTO ESTERNO - TIPO "A" *ER CLAMPING NUTS WITH OUTSIDE THREAD - "A" TYPE*	GA

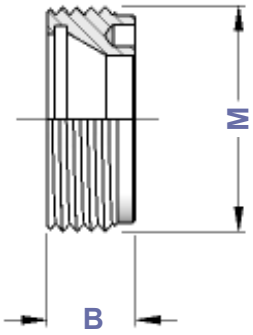

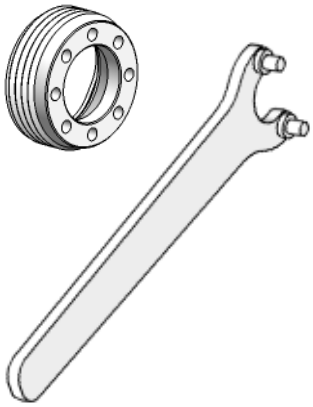

TIPO	Art.	B	M		
GA 11	**2867**	6,0	18 x 1,0	5573	3169
GA 16	**2868**	8,0	24 x 1,0	0364	3170
GA 20	**2869**	11,0	28 x 1,5	0787	3171
GA 25	**2870**	12,5	32 x 1,5	0996	3172
GA 32	**2871**	14,0	40 x 1,5	0988	3173

DIN 6499	GHIERE ER CON FILETTO ESTERNO - TIPO "A" VERSIONE SPECIALE CON PRESA DI CHIAVE ESAGONALE *ER NUTS WITH OUTSIDE THREAD - SPECIAL EXECUTION WITH HEXAGONAL HOLD*	GA-E

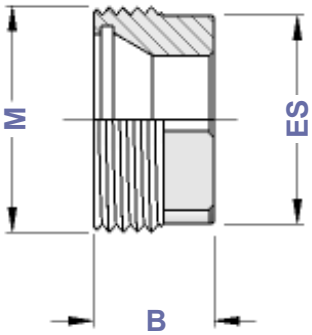

TIPO	Art.	ES	B	M		
GA 11 E	**2601**	13	10,0	18 x 1,0	5573	5491
GA 16 E	**2606**	19	11,0	24 x 1,0	0364	5492
GA 20 E	**2610**	22	14,0	28 x 1,5	0787	5493
GA 25 E	**2611**	27	14,0	32 x 1,5	0996	5494
GA 32 E	**2612**	32	17,5	40 x 1,5	0988	5495
GA 40 E	**2613**	42	17,1	50 x 1,5	0821	5496

DIN 6499 MINI

CHIAVI ER PER GHIERE MINI

ER WRENCHES FOR MINI CLAMPING NUTS

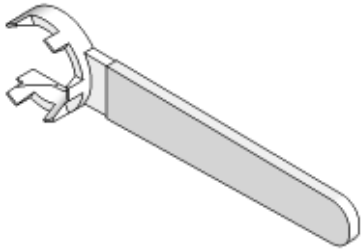

TIPO	Art.	
CH 8 Mini	**5717**	0373
CH 11 Mini	**5718**	0432
CH 16 Mini	**5719**	1229
CH 20 Mini	**5720**	1230
CH 25 Mini	**5721**	1231

DIN 6499 ST

CHIAVI ER PER GHIERE STANDARD

ER WRENCHES FOR STANDARD CLAMPING NUTS

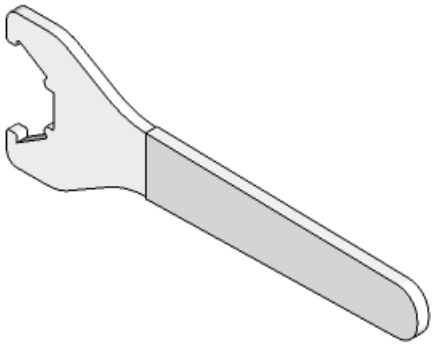

TIPO	Art.	
CH 16 ST	**3698**	4993
CH 20 ST	**3699**	4994
CH 25 ST	**3669**	4995
CH 32 ST	**3670**	4996
CH 40 ST	**3671**	4997
CH 50 ST	**3668**	4998

DIN 6499 GT

CHIAVI ER PER GHIERE CON PRESA LATERALE

ER WRENCHES FOR SIDE GRIP CLAMPING NUTS

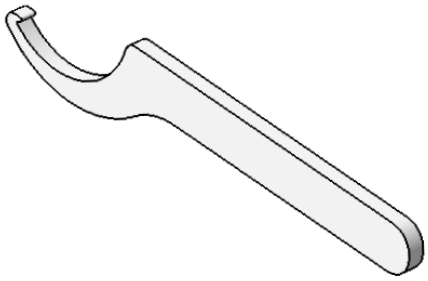

TIPO	Art.	
CH 11 GT	**2880**	5090
CH 16 GT	**2881**	5091
CH 20 GT	**2882**	5092
CH 25 GT	**2883**	5093
CH 32 GT	**2908**	5094
CH 40 GT	**2909**	5095

DIN 6499 CE

CHIAVI ER PER GHIERE ESAGONALI

ER WRENCHES FOR EXAGONAL CLAMPING NUTS

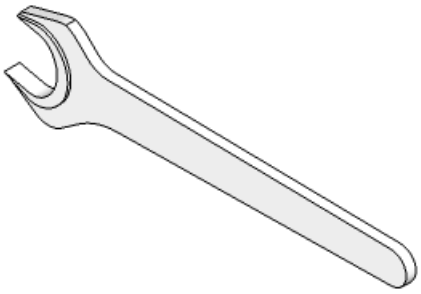

TIPO	Art.	
CH 11 CE	**2905**	1157
CH 12 CE	**2905**	0342
CH 16 CE	**2906**	1214
CH 20 CE	**2907**	1215

PINZE TS
TS COLLETS

ER (DIN 6499) COMPATIBILE

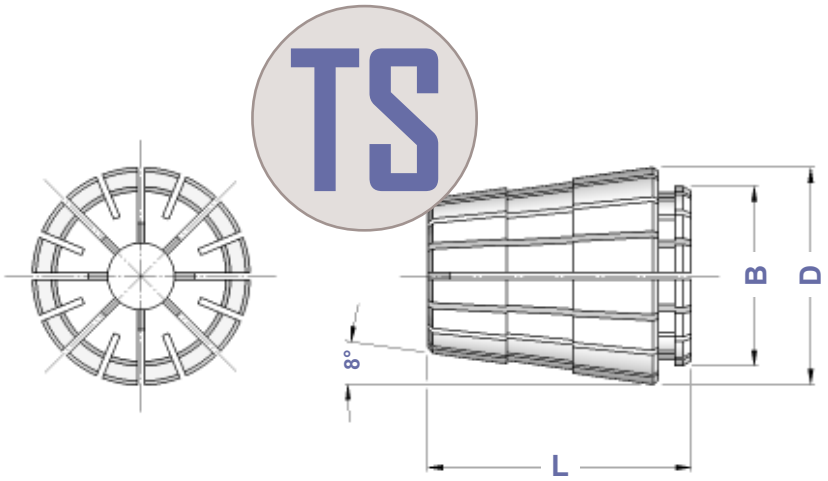

TIPO	Art.	CAPACITA'	D	B	L	PROGRESSIONE
TS 16	**5200**	1 ÷ 10	17	13,6	24,0	mm 0,5
TS 20	**5201**	2 ÷ 13	21	17,0	30,5	mm 0,5
TS 25	**5202**	2 ÷ 16	26	21,0	34,0	mm 0,5
TS 32	**5203**	3 ÷ 20	33	27,2	40,0	mm 0,5
TS 40	**5204**	4 ÷ 26	41	32,0	46,0	mm 0,5

Le pinze TS sono intercambiabili con le normali pinze ER (DIN 6499) grazie alla medesima conicità posteriore di 8°.
Per poterle montare su un normale portapinza ER è necessaria la sostituzione della ghiera essendo diversa la parte anteriore.
Caratteristiche: - elevata precisione del sistema
- ottima resa alle alte velocità

TS collets are interchangeable with ER collets (DIN 6499) thanks to the same 8° rear taper.
To fit them in a standard ER collet chuck, a nut replacement is needed because of the difference in fore part of the collet.
Characteristics: - system with high precision
- an excellent yeld in high speed

CONTENITORI E CASSETTE VUOTI PER PINZE TS
EMPTY TRAYS AND CASES FOR TS COLLETS

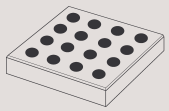

TIPO PINZA TS	N° SEDI	CONTENITORE VUOTO ARTICOLO	CASSETTA VUOTA ARTICOLO
TS 16	16	**3674**	**3692**
TS 20	16	**3675**	**3693**
TS 25	20	**3676**	**3695**
TS 32	20	**3677**	**3695**
TS 40	28	**3678**	**3695**

G 6,3 - 15.000 rpm Balanced

GM-TS

GHIERE MINI PER PINZE TS

MINI CLAMPING NUTS FOR TS COLLETS

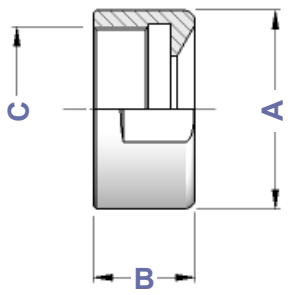

TIPO	Art.	A	B	C		
GM 16 TS	**5290**	24,0	15,0	19 x 1,00	5200	5240
GM 20 TS	**5291**	30,5	16,5	24 x 1,00	5201	5241
GM 25 TS	**5292**	36,0	18,5	30 x 1,00	5202	5242

Le ghiere tipo Mini per pinze TS hanno il medesimo filetto delle normali ghiere ER (DIN 6499) rendendo così completamente intercambiabili i due sistemi.

Mini nuts for TS collets have the same thread than ER Mini nuts; this makes those systems interchangeable .

CHIAVI PER GHIERE TS MINI

WRENCHES FOR MINI TS CLAMPING NUTS

TIPO	Art.	
CH 16 TS/Mini	**5240**	5290
CH 20 TS/Mini	**5241**	5291
CH 25 TS/Mini	**5242**	5292

G 6,3 - 15.000 rpm Balanced

GS-TS

GHIERE STANDARD PER PINZE TS

STANDARD CLAMPING NUTS FOR TS COLLETS

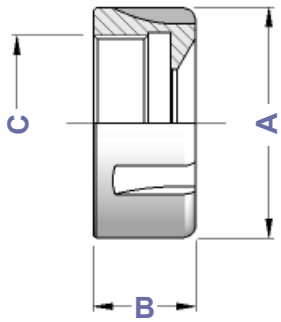

TIPO	Art.	A	B	C		
GS 16 TS	**5294**	32	15,0	22 x 1,5	5200	3698
GS 20 TS	**5295**	35	16,5	25 x 1,5	5201	3699
GS 25 TS	**5296**	42	18,5	32 x 1,5	5202	3669
GS 32 TS	**5297**	50	22,0	40 x 1,5	5203	3670
GS 40 TS	**5298**	63	25,0	50 x 1,5	5204	3671

Le ghiere tipo Standard per pinze TS hanno il medesimo filetto delle normali ghiere ER (DIN 6499) rendendo così completamente intercambiabili i due sistemi.

Standard nuts for TS collets have the same thread than ER Standard nuts; this makes those systems interchangeable .

CHIAVI PER GHIERE TS STANDARD

WRENCHES FOR STANDARD TS CLAMPING NUTS

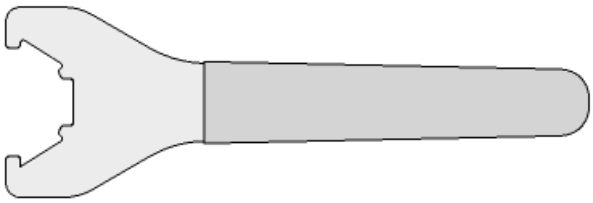

TIPO	Art.	
CH 16 TS	**3698**	5294
CH 20 TS	**3699**	5295
CH 25 TS	**3669**	5296
CH 32 TS	**3670**	5297
CH 40 TS	**3671**	5298

PINZE EOC
EOC COLLETS

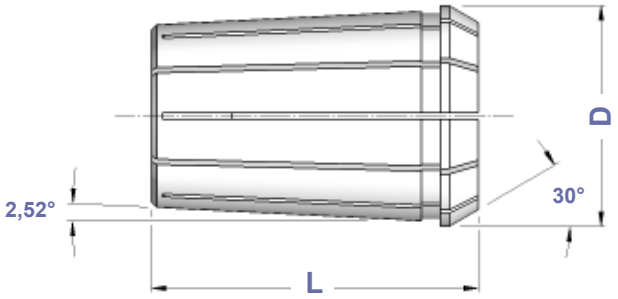

TIPO	Art.	CAPACITA'	PROGRESSIONE	D	L	Einheits
EOC 6	**0578**	1 ÷ 6	mm 0,5	11,50	21	400E
EOC 8	**0624**	1 ÷ 8	mm 0,5	14,50	26	401E
EOC 10	**0633**	1 ÷ 10	mm 0,5	17,20	30	404E
EOC 12	**0645**	1 ÷ 12	mm 0,5	19,80	34	407E
EOC 16	**0768**	2 ÷ 16	mm 0,5	25,50	40	415E
EOC 20	**0783**	2 ÷ 20	mm 0,5	29,80	45	4541E
EOC 25	**0769**	2 ÷ 25	mm 0,5	35,05	52	462E
EOC 32	**0770**	3 ÷ 32	mm 0,5	43,70	60	467E
EOC 40	**0802**	8 ÷ 40	mm 0,5	52,20	68	468E

SERIE RIDOTTA DI PINZE EOC
REDUCED SETS OF EOC COLLETS

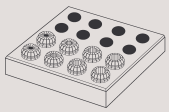

TIPO	DIAMETRI	N° PINZE	IN CONTENITORE DI CARTONE *IN CARTON BOX* ARTICOLO	IN CASSETTA *IN CASE* ARTICOLO
EOC 16 - **Ridotto**	ø 4 - 6 - 8 - 10 - 12 - 16	6	**7010**	**7016**
EOC 25 - **Ridotto**	ø 6 - 8 - 10 - 12 - 16 - 20 - 25	7	**7011**	**7017**
EOC 32 - **Ridotto**	ø 6 - 8 - 10 - 12 - 16 - 20 - 25 - 32	8	**7012**	**7018**

SERIE COMPLETA DI PINZE EOC
COMPLETE SETS OF EOC COLLETS

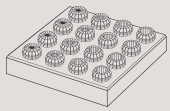

TIPO	DIAMETRI	N° PINZE	IN CONTENITORE DI CARTONE *IN CARTON BOX* ARTICOLO	IN CASSETTA *IN CASE* ARTICOLO
EOC 16 - **Completo**	da Ø 2 a Ø 16	15	**7013**	**7019**
EOC 25 - **Completo**	da Ø 2 a Ø 25	24	**7014**	**7020**
EOC 32 - **Completo**	da Ø 4 a Ø 32	29	**7015**	**7021**

E' possibile completare tutte le cassette di corredo con il portapinza e la chiave di vostro interesse
It is possible to complete all sets in case with collet chuck and wrench you need

DIN 6388	PINZE EOC A TENUTA STAGNA *WATERTIGHT EOC COLLETS*

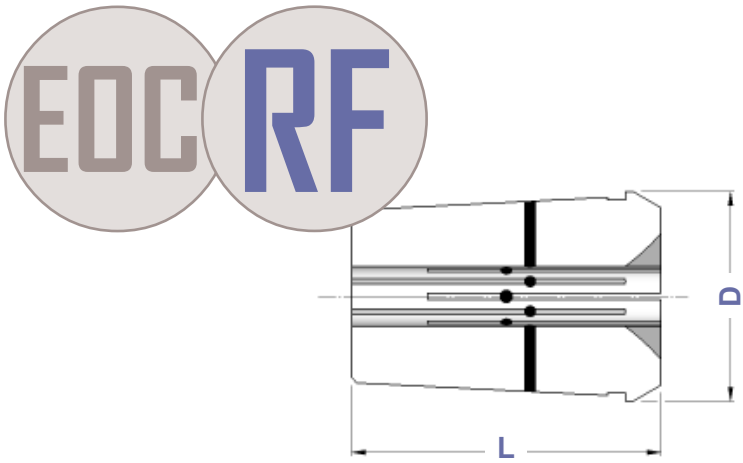

Pinze con inserti in neoprene e passaggio centrale del refrigerante. Pressione di esercizio: max 40 Bar / 600 PSI Bloccano solo il diametro nominale.

Collets with neoprene insertions and coolant only through the collet hole. Working pressure: max 40 Bar / 600 PSI Those collets clamp only nominal diameter.

TIPO	Art.	CAPACITA'	D	L	PROGRESSIONE
EOC 12 RF	**0645 RF**	1 ÷ 12	19,90	34	mm 0,5
EOC 16 RF	**0768 RF**	2 ÷ 16	25,50	40	mm 0,5
EOC 20 RF	**0783 RF**	3 ÷ 20	30,00	45	mm 0,5
EOC 25 RF	**0769 RF**	3 ÷ 25	35,05	52	mm 0,5
EOC 32 RF	**0770 RF**	4 ÷ 32	44,00	60	mm 0,5

DIN 6388	PINZE EOC CON QUADRO PER MASCHIATURA *EOC TAPPING COLLETS WITH SQUARE*

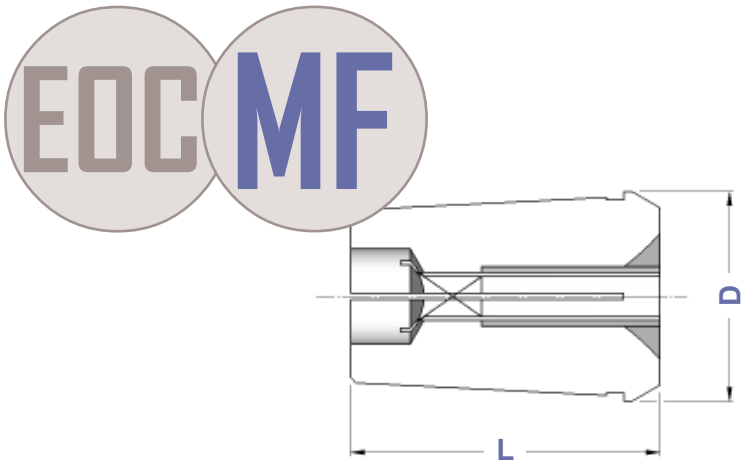

Il quadro di trascinamento per il maschio è ricavato sul fondo della pinza.

Tap drag square got out on the bottom of the collet.

TIPO	Art.	CAPACITA'	D	L
EOC 16 - **con Quadro**	**0768 MF**	da Ø 3,5 a Ø 12,0	25,50	40
EOC 20 - **con Quadro**	**0783 MF**	da Ø 3,5 a Ø 16,0	30,00	45
EOC 25 - **con Quadro**	**0769 MF**	da Ø 3,5 a Ø 20,0	35,05	52
EOC 32 - **con Quadro**	**0770 MF**	da Ø 3,5 a Ø 28,0	44,00	60

DIN 6388

GHIERE GOC PER PINZE EOC

GOC CLAMPING NUTS FOR EOC COLLETS

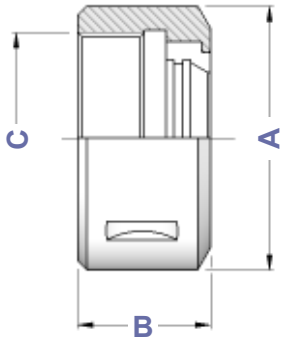

TIPO	Art.	A	B	C		
GOC 6	**8641**	18	14,0	14 x 1	0578	2880
GOC 8	**8642**	26	19,0	20 x 1,5	0624	2820
GOC 10	**8643**	30	19,0	22 x 1,5	0633	2881
GOC 12	**8644**	35	20,0	27 x 1,5	0645	2882
GOC 16	**4067**	43	24,0	33 x 1,5	0768	2883
GOC 20	**4008**	50	28,0	42 x 2,0	0783	2908
GOC 25	**4068**	60	30,0	48 x 2,0	0769	2909
GOC 32	**4069**	72	33,5	60 x 2,5	0770	2910
GOC 40	**8645**	85	37,0	68 x 2,5	0802	2836

CHIAVI PER GHIERE GOC

WRENCHES FOR GOC NUTS



TIPO	Art.	
CH 6 GOC	**2880**	8641
CH 8 GOC	**2820**	8642
CH 10 GOC	**2881**	8643
CH 12 GOC	**2882**	8644
CH 16 GOC	**2883**	4067
CH 20 GOC	**2908**	4008
CH 25 GOC	**2909**	4068
CH 32 GOC	**2910**	4069
CH 40 GOC	**2836**	8645

Tutti gli altri tipi di pinze li potete trovare nel paragrafo "Pinze" da pag. 201 a pag. 215

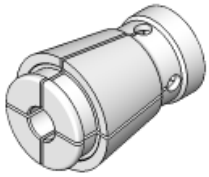

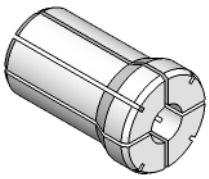

All other types of collets you will find in "Collets" paragraph from page 201 to 215

PC

PINZE CILINDRICHE PER MANDRINI A FORTE SERRAGGIO

CYLINDRICAL COLLETS FOR HIGH GRIP DEVICES

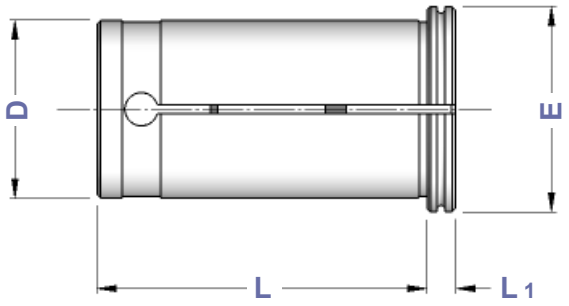

TIPO	Art.	D	E	L	L1	CAPACITA'
PC 20	**0809**	20	25	50	5	ø 3 - 4 - 5 - 6 - 7 - 8 - 9 - 10 - 11 - 12 - 13 - 14 - 15 - 16 - 17 - 18
PC 25	**0820**	25	30	55	5	ø 3 - 4 - 5 - 6 - 7 - 8 - 9 - 10 - 11 - 12 - 13 - 14 - 15 - 16 - 17 - 18 19 - 20 - 21 - 22 - 23
PC 32	**0810**	32	37	60	5	ø 3 - 4 - 5 - 6 - 7 - 8 - 9 - 10 - 11 - 12 - 13 - 14 - 15 - 16 - 17 - 18 19 - 20 - 21 - 22 - 23 - 24 - 25 - 26 - 27 - 28 - 29 - 30

PH

PINZE CILINDRICHE A TENUTA STAGNA PER MANDRINI IDRAULICI

WATERTIGHT CYLINDRICAL COLLETS FOR HYDRAULIC CHUCKS

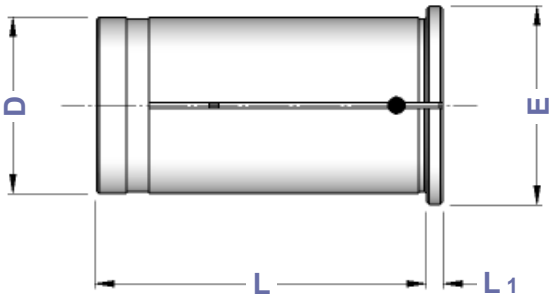

TIPO	Art.	D	E	L	L1	CAPACITA'
PH 12	**0520**	12	16	44,5	2	ø 3 - 4 - 5 - 6 - 7 - 8 - 9 - 10
PH 20	**0521**	20	24	50,5	2	ø 3 - 4 - 5 - 6 - 7 - 8 - 9 - 10 - 11 - 12 - 13 - 14 - 15 - 16 - 17 - 18
PH 25	**0676**	25	30	56,5	3	ø 3 - 4 - 5 - 6 - 7 - 8 - 9 - 10 - 11 - 12 - 13 - 14 - 15 - 16 - 17 - 18 19 - 20 - 21 - 22
PH 32	**0522**	32	36	60,5	3	ø 4 - 5 - 6 - 7 - 8 - 9 - 10 - 11 - 12 - 13 - 14 - 15 - 16 - 17 - 18 19 - 20 - 21 - 22 - 23 - 24 - 25 - 26 - 27 - 28

DIN 1835 A

PORTAPINZE ER CON ATTACCO CILINDRICO - GHIERA MINI

STRAIGHT SHANK ER - DIN 6499 COLLET CHUCKS - MINI NUT

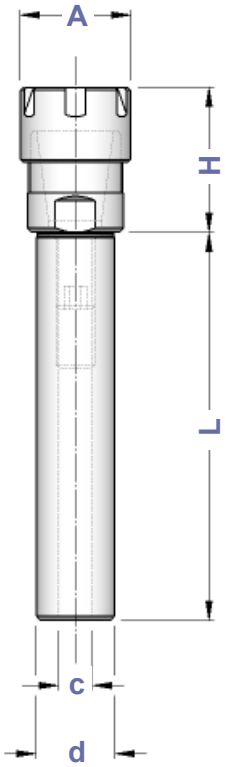

TIPO	Senza Piano	Con Piano	H	A	C	CAPACITA'				
d 5 - ER 8 GM / L 45	**3207**	—	24	12	—	1 ÷ 5	—	0373	5717	0554
d 6 - ER 8 GM / L 45	**0394**	—	24	12	—	1 ÷ 5	—	0373	5717	0554
d 6 - ER11 GM / L 45	**0157**	—	25	16	—	1 ÷ 7	—	0432	5718	5573
d 7 - ER11 GM / L 45	**0187**	—	25	16	—	1 ÷ 7	—	0432	5718	5573
d 8 - ER 8 GM / L 55	**0395**	—	24	12	—	1 ÷ 5	—	0373	5717	0554
d 8 - ER 8 GM / L 80	**0155**	—								
d 8 - ER 8 GM / L 100	**2000**	—								
d 8 - ER 8 GM / L 130	**2001**	—								
d 8 - ER11 GM / L 55	**2889**	—	25	16	—	1 ÷ 7	—	0432	5718	5573
d 8 - ER11 GM / L 100	**2894**	—								
d 8 - ER16 GM / L 55	**2026**	—	37	22	—	1 ÷ 10	—	1229	5719	0364
d 8 - ER16 GM / L 100	**2027**	—								
d 10 - ER 8 GM / L 55	**2937**	—	24	12	5	1 ÷ 5	0173	0373	5717	0554
d 10 - ER 8 GM / L 80	**5138**	—								
d 10 - ER 8 GM / L 100	**2938**	—								
d 10 - ER 8 GM / L 130	**5139**	—								
d 10 - ER11 GM / L 55	**2890**	—	25	16	5	1 ÷ 7	0173	0432	5718	5573
d 10 - ER11 GM / L 80	**5140**	—								
d 10 - ER11 GM / L 100	**2896**	—								
d 10 - ER11 GM / L 130	**5141**	—								
d 10 - ER16 GM / L 60	**2891**	—	37	22	5	1 ÷ 10	0173	1229	5719	0364
d 10 - ER16 GM / L 80	**5142**	—								
d 10 - ER16 GM / L 100	**2956**	—								
d 12 - ER 8 GM / L 55	**2002**	—	15	12	5	1 ÷ 5	0173	0373	5717	0554
d 12 - ER 8 GM / L 70	**5143**	—								
d 12 - ER 8 GM / L 100	**2962**	—								
d 12 - ER 8 GM / L 140	**2991**	—								
d 12 - ER11 GM / L 55	**2892**	—	25	16	7	1 ÷ 7	0181	0432	5718	5573
d 12 - ER11 GM / L 70	**3208**	—								
d 12 - ER11 GM / L 100	**3003**	—								
d 12 - ER11 GM / L 140	**0217**	—								
d 12 - ER16 GM / L 55	**2893**	—	37	22	7	1 ÷ 10	0181	1229	5719	0364
d 12 - ER16 GM / L 80	**3209**	—								
d 12 - ER16 GM / L 120	**3214**	—								
d 15 - ER20 GM / L 100	**3210**	—	41	28	9	1 ÷ 13	0183	1230	5720	0787
d 16 - ER11 GM / L 40	**0214**	—	22	16	7	1 ÷ 7	0181	0432	5718	5573
d 16 - ER11 GM / L 60	**0292**	—								
d 16 - ER11 GM / L 80	**0441**	—								
d 16 - ER11 GM / L 100	**2963**	—								
d 16 - ER11 GM / L 130	**3903**	—								
d 16 - ER11 GM / L 160	**3904**	—								
d 16 - ER11 GM / L 200	**3913**	—								
d 16 - ER16 GM / L 35	**2591**	—	37	22	7	1 ÷ 10	0181	1229	5719	0364
d 16 - ER16 GM / L 60	**3211**	—								
d 16 - ER16 GM / L 80	**3212**	—								
d 16 - ER16 GM / L 100	**3226**	—								
d 16 - ER16 GM / L 130	**3393**	—								
d 16 - ER16 GM / L 160	**3490**	—								
d 16 - ER16 GM / L 200	**2005**	—								
d 16 - ER20 GM / L 55	**2895**	—	40	28	9	1 ÷ 13	0183	1230	5720	0787
d 16 - ER20 GM / L 100	**3213**	—								
d 16 - ER20 GM / L 130	**2982**	—								
d 16 - ER20 GM / L 160	**2983**	—								

segue

segue

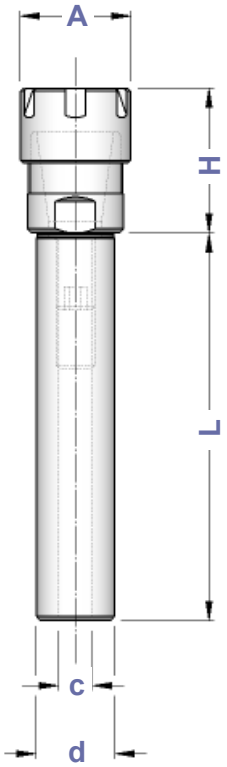

TIPO	Senza Piano	Con Piano	H	A	C	CAPACITA'				
d 19,05 - ER11GM/L 50 d 19,05 - ER11GM/L 100	—— ——	**0189** **3013**	18	16	7	1 ÷ 7	0181	0432	5718	5573
d 19,05 - ER16GM/L 60 d 19,05 - ER16GM/L 100	—— ——	**0215** **3394**	30	22	11	1 ÷ 10	0186	1229	5719	0364
d 19,05 - ER20GM/L 50 d 19,05 - ER20GM/L 100	—— ——	**0226** **3397**	37	28	11	1 ÷ 13	0186	1230	5720	0787
d 19,05 - ER25GM/L 50 d 19,05 - ER25GM/L 100	—— ——	**2897** **3037**	46	35	11	1 ÷ 16	0186	1231	5721	0996
d 20 - ER11 GM / L 50 d 20 - ER11 GM / L 100 d 20 - ER11 GM / L 130 d 20 - ER11 GM / L 160 d 20 - ER11 GM / L 200	**0216** SP **1222** SP **2042** SP **2043** SP **5144** SP	**0216** P **1222** P **2042** P **2043** P **5144** P	22	16	7	1 ÷ 7	0181	0432	5718	5573
d 20 - ER16 GM / L 60 d 20 - ER16 GM / L 100 d 20 - ER16 GM / L 130 d 20 - ER16 GM / L 160 d 20 - ER16 GM / L 200 d 20 - ER16 GM / L 250	**3905** SP **3520** SP **3909** SP **3521** SP **3522** SP **3528** SP	**3905** P **3520** P **3909** P **3521** P **3522** P **3528** P	30	22	11	1 ÷ 10	0186	1229	5719	0364
d 20 - ER20 GM / L 46 d 20 - ER20 GM / L 60 d 20 - ER20 GM / L 100 d 20 - ER20 GM / L 130 d 20 - ER20 GM / L 160 d 20 - ER20 GM / L 200 d 20 - ER20 GM / L 250	**3215** SP **0220** SP **3216** SP **3217** SP **0225** SP **3227** SP **3285** SP	**3215** P **0220** P **3216** P **3217** P **0225** P **3227** P **3285** P	37	28	11	1 ÷ 13	0186	1230	5720	0787
d 20 - ER25 GM / L 46 d 20 - ER25 GM / L 60 d 20 - ER25 GM / L 100 d 20 - ER25 GM / L 130 d 20 - ER25 GM / L 160	**2899** SP **3906** SP **3218** SP **0228** SP **3319** SP	**2899** P **3906** P **3218** P **0228** P **3319** P	46	35	11	1 ÷ 16	0186	1231	5721	0996
d 22 - ER16 GM / L 80	——	**0408**	27	22	11	1 ÷ 10	0186	1229	5719	0364
d 22 - ER20 GM / L 80	——	**0412**	30	28	11	1 ÷ 13	0186	1230	5720	0787
d 25 - ER11 GM / L 100 d 25 - ER11 GM / L 130 d 25 - ER11 GM / L 160	**0451** SP **5145** SP **5146** SP	**0451** P **5145** P **5146** P	18	16	7	1 ÷ 7	0181	0432	5718	5573
d 25 - ER16 GM / L 60 d 25 - ER16 GM / L 100 d 25 - ER16 GM / L 130 d 25 - ER16 GM / L 160 d 25 - ER16 GM / L 200	**0218** SP **0219** SP **0231** SP **3029** SP **3063** SP	**0218** P **0219** P **0231** P **3029** P **3063** P	27	22	11	1 ÷ 10	0186	1229	5719	0364
d 25 - ER20 GM / L 60 d 25 - ER20 GM / L 100 d 25 - ER20 GM / L 130 d 25 - ER20 GM / L 160 d 25 - ER20 GM / L 200	**3907** SP **0221** SP **0222** SP **3219** SP **4004** SP	**3907** P **0221** P **0222** P **3219** P **4004** P	28	28	13	1 ÷ 13	0188	1230	5720	0787
d 25 - ER25 GM / L 50 d 25 - ER25 GM / L 70 d 25 - ER25 GM / L 100 d 25 - ER25 GM / L 130 d 25 - ER25 GM / L 160 d 25 - ER25 GM / L 200	**0227** SP **3908** SP **0426** SP **0446** SP **0449** SP **0462** SP	**0227** P **3908** P **0426** P **0446** P **0449** P **0462** P	32	35	13	1 ÷ 16	0188	1231	5721	0996
d 25,4-ER16 GM / L 60 d 25,4-ER16 GM / L 100 d 25,4-ER16 GM / L 140	—— —— ——	**3030** **3031** **3038**	27	22	11	1 ÷ 10	0186	1229	5719	0364
d 25,4-ER20 GM / L 70 d 25,4-ER20 GM / L 100 d 25,4-ER20 GM / L 140	—— —— ——	**3912** **0421** **0422**	28	28	13	1 ÷ 13	0188	1230	5720	0787
d 25,4-ER25 GM / L 70 d 25,4-ER25 GM / L 100 d 25,4-ER25 GM / L 140	—— —— ——	**3914** **0433** **0440**	32	35	13	1 ÷ 16	0188	1231	5721	0996
d 32 - ER16 GM / L 90	——	**3395**	30	22	11	1 ÷ 10	0186	1229	5719	0364
d 32 - ER20 GM / L 90	——	**3396**	28	28	13	1 ÷ 13	0188	1230	5720	0787

DIN 1835 A

PORTAPINZE ER DOPPI CON ATTACCO CILINDRICO - GHIERA MINI

STRAIGHT SHANK ER - DIN 6499 DOUBLE COLLET CHUCKS - MINI NUT

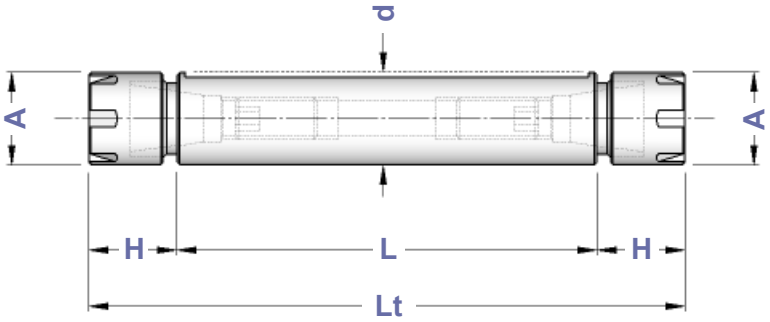

TIPO	Art.	H	Lt	A	CAPACITA'				
d 20 DP - ER 11 GM / L 42	**8779**	14,0	70	16	1 ÷ 7	0021	0432	5718	5573
d 20 DP - ER 11 GM / L 52	**8780**	14,0	80			0375			
d 20 DP - ER 11 GM / L 62	**8781**	14,0	90			0375			
d 20 DP - ER 16 GM / L 37	**8782**	21,5	80	22	1 ÷ 10	——	1229	5719	0364
d 20 DP - ER 16 GM / L 57	**8783**	21,5	100			0060			
d 20 DP - ER 16 GM / L 67	**8784**	21,5	110			0376			
d 20 DP - ER 16 GM / L 122	**8988**	21,5	165			0376			
d 22 DP - ER 16 GM / L 47	**8785**	21,5	90	22	1 ÷ 10	0060	1229	5719	0364
d 22 DP - ER 16 GM / L 67	**8786**	21,5	110			0376			
d 22 DP - ER 16 GM / L 102	**8787**	21,5	145			0186			
d 25 DP - ER 16 GM / L 27	**8788**	21,5	70	22	1 ÷ 10	——	1229	5719	0364
d 25 DP - ER 16 GM / L 47	**8789**	21,5	90			0060			
d 25 DP - ER 16 GM / L 67	**8790**	21,5	110			0376			
d 25 DP - ER 20 GM / L 82	**8791**	24,0	130	28	1 ÷ 13	0186	1230	5720	0787
d 32 DP - ER 20 GM / L 57	**8792**	24,0	105	28	1 ÷ 13	0060	1230	5720	0787
d 32 DP - ER 20 GM / L 82	**8793**	24,0	130			0186			

DIN 1835 A

PORTAPINZE ER CON ATTACCO CILINDRICO - GHIERA INTERNA "A"

STRAIGHT SHANK ER - DIN 6499 COLLET CHUCKS - INSIDE NUT "GA" TYPE

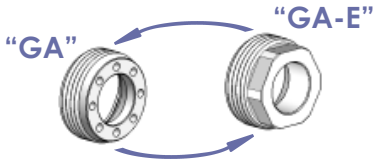

La ghiera tipo **"GA"** può essere sostituita con quella tipo **"GA-E"** che ha presa di chiave esagonale.

*Nut **"GA"** type can be substituted by **"GA-E"** type with hexagonal wrench hold.*

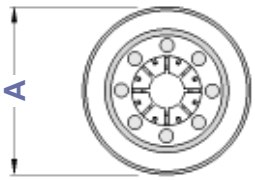

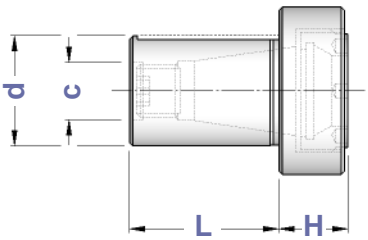

TIPO	Art.	H	L	A	C	CAPACITA'				
d 20 - ER 16 GA	**2939**	14	34	32	11	1 ÷ 10	0060	2868	3170	0364
d 25 - ER 20 GA	**3200**	18	34	38	13	1 ÷ 13	0200	2869	3171	0787
d 32 - ER 20 GA	**2940**	16	36	38	13	1 ÷ 13	0200	2869	3171	0787
d 32 - ER 25 GA	**2942**	19	36	40	19	1 ÷ 16	0190	2870	3172	0996
d 40 - ER 32 GA	**2943**	21	45	48	23	2 ÷ 20	0191	2871	3173	0998

DIN 1835 A

PORTAPINZA ER CON ATTACCO CILINDRICO - GHIERA ESAGONALE

STRAIGHT SHANK ER - DIN 6499 COLLET CHUCKS - HEXAGONAL NUT

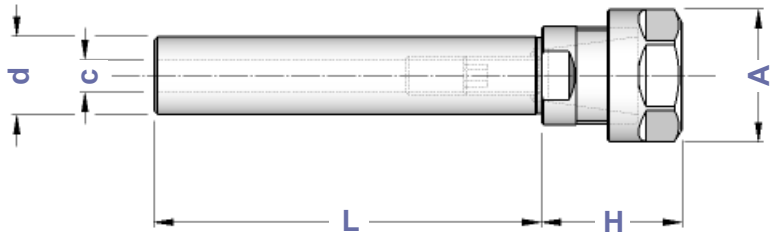

TIPO	Senza Piano	Con Piano	H	A	C	CAPACITA'				
d 14 - ER 16 GE / L 60	**5244**	——	36	28	7	1 ÷ 10	0181	1214	2906	0364
d 16 - ER 16 GE / L 60	**5245**	——	36	28	7	1 ÷ 10	0181	1214	2906	0364
d 16 - ER 16 GE / L 80	**5246**	——								
d 16 - ER 16 GE / L 100	**5247**	——								
d 16 - ER 16 GE / L 130	**5248**	——								
d 16 - ER 16 GE / L 160	**5249**	——								
d 16 - ER 16 GE / L 200	**5250**	——								
d 16 - ER 20 GE / L 60	**5251**	——	40	34	9	1 ÷ 13	0183	1215	2907	0787
d 19,05 - ER 16 GE / L 50	——	**5252**	32	28	11	1 ÷ 10	0186	1214	2906	0364
d 19,05 - ER 16 GE / L 100	——	**5253**								
d 19,05 - ER 20 GE / L 50	——	**5254**	36	34	11	1 ÷ 13	0186	1215	2907	0787
d 19,05 - ER 20 GE / L 100	——	**5255**								
d 20 - ER 16 GE / L 50	**5256** SP	**5256** P	31	28	11	1 ÷ 10	0186	1214	2906	0364
d 20 - ER 16 GE / L 100	**5257** SP	**5257** P								
d 20 - ER 16 GE / L 130	**5258** SP	**5258** P								
d 20 - ER 16 GE / L 160	**5259** SP	**5259** P								
d 20 - ER 16 GE / L 200	**5260** SP	**5260** P								
d 20 - ER 20 GE / L 46	**5261** SP	**5261** P	36	34	11	1 ÷ 13	0186	1215	2907	0787
d 20 - ER 20 GE / L 60	**5262** SP	**5262** P								
d 20 - ER 20 GE / L 100	**5263** SP	**5263** P								
d 20 - ER 20 GE / L 130	**5264** SP	**5264** P								
d 20 - ER 20 GE / L 160	**5265** SP	**5265** P								
d 20 - ER 20 GE / L 200	**5266** SP	**5266** P								
d 22 - ER 16 GE / L 80	——	**5267**	26	28	11	1 ÷ 10	0186	1214	2906	0364
d 22 - ER 20 GE / L 80	——	**5268**	36	34	11	1 ÷ 13	0186	1215	2907	0787
d 25 - ER 16 GE / L 60	**5269** SP	**5269** P	27	28	11	1 ÷ 10	0186	1214	2906	0364
d 25 - ER 16 GE / L 100	**5270** SP	**5270** P								
d 25 - ER 16 GE / L 130	**5271** SP	**5271** P								
d 25 - ER 16 GE / L 160	**5272** SP	**5272** P								
d 25 - ER 16 GE / L 200	**5273** SP	**5273** P								
d 25 - ER 20 GE / L 60	**5274** SP	**5274** P	28	34	13	1 ÷ 13	0188	1215	2907	0787
d 25 - ER 20 GE / L 100	**5275** SP	**5275** P								
d 25 - ER 20 GE / L 130	**5276** SP	**5276** P								
d 25 - ER 20 GE / L 160	**5277** SP	**5277** P								
d 25,4 - ER 16 GE / L 60	——	**5278**	27	28	11	1 ÷ 10	0186	1214	2906	0364
d 25,4 - ER 16 GE / L 100	——	**5279**								
d 25,4 - ER 20 GE / L 60	——	**5280**	28	34	13	1 ÷ 13	0188	1215	2907	0787
d 25,4 - ER 20 GE / L 100	——	**5281**								
d 32 - ER 16 GE / L 100	——	**5284**	27	28	11	1 ÷ 10	0186	1214	2906	0364
d 32 - ER 16 GE / L 150	——	**5285**								
d 32 - ER 20 GE / L 100	——	**5286**	28	34	13	1 ÷ 13	0188	1215	2907	0787
d 32 - ER 20 GE / L 150	——	**5287**								

DIN 1835 A

PORTAPINZA ER CON ATTACCO CILINDRICO - GHIERA STANDARD

STRAIGHT SHANK ER - DIN 6499 COLLET CHUCKS - STANDARD NUT

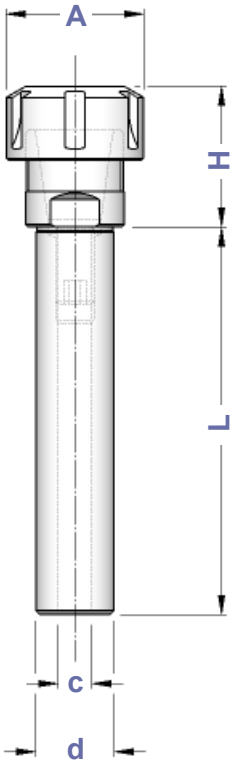

TIPO	Senza Piano	Con Piano	H	A	C	CAPACITA'				
d 14 - ER 16 / L 60	**3915**	——	36	32	7	1 ÷ 10	0181	4993	3698	0364
d 16 - ER 16 / L 60 d 16 - ER 16 / L 80 d 16 - ER 16 / L 100 d 16 - ER 16 / L 130 d 16 - ER 16 / L 160 d 16 - ER 16 / L 200	**3916** **5009** **3185** **5087** **3206** **5089**	—— —— —— —— —— ——	36	32	7	1 ÷ 10	0181	4993	3698	0364
d 16 - ER 20 / L 60	**3529**	——	40	35	9	1 ÷ 13	0183	4994	3699	0787
d 16 - ER 25 / L 35 d 16 - ER 25 / L 70	**0573** **0574**	—— ——	46	42	9	1 ÷ 16	0183	4995	3669	0996
d 19,05 - ER16/L 50 d 19,05 - ER16/L 100	—— ——	**3929** **0229**	32	32	11	1 ÷ 10	0186	4993	3698	0364
d 19,05 - ER20/L 50 d 19,05 - ER20/L 100	—— ——	**3930** **0379**	36	35	11	1 ÷ 13	0186	4994	3699	0787
d 19,05 - ER25/L 50 d 19,05 - ER25/L 100	—— ——	**2379** **2381**	46	42	11	1 ÷ 16	0186	4995	3669	0996
d 19,05 - ER32/L 50 d 19,05 - ER32/L 100	—— ——	**5096** **5097**	54	50	13	2 ÷ 20	0188	4996	3670	0988
d 20 - ER 16 / L 50 d 20 - ER 16 / L 100 d 20 - ER 16 / L 130 d 20 - ER 16 / L 160 d 20 - ER 16 / L 200	**3917** SP **3918** SP **5098** SP **3228** SP **5099** SP	**3917** P **3918** P **5098** P **3228** P **5099** P	31	32	11	1 ÷ 10	0186	4993	3698	0364
d 20 - ER 20 / L 46 d 20 - ER 20 / L 60 d 20 - ER 20 / L 100 d 20 - ER 20 / L 130 d 20 - ER 20 / L 160 d 20 - ER 20 / L 200	**3919** SP **3920** SP **0381** SP **5147** SP **5148** SP **5149** SP	**3919** P **3920** P **0381** P **5147** P **5148** P **5149** P	36	35	11	1 ÷ 13	0186	4994	3699	0787
d 20 - ER 25 / L 50 d 20 - ER 25 / L 100 d 20 - ER 25 / L 130 d 20 - ER 25 / L 160	**2600** SP **3921** SP **3910** SP **3911** SP	**2600** P **3921** P **3910** P **3911** P	46	42	11	1 ÷ 16	0186	4995	3669	0996
d 20 - ER 32 / L 50 d 20 - ER 32 / L 100 d 20 - ER 32 / L 130 d 20 - ER 32 / L 160	**3203** SP **3922** SP **3931** SP **3932** SP	**3203** P **3922** P **3931** P **3932** P	54	50	13	2 ÷ 20	0188	4996	3670	0988
d 22 - ER 16 / L 80	——	**0434**	26	32	11	1 ÷ 10	0186	4993	3698	0364
d 22 - ER 20 / L 80	——	**0436**	36	35	11	1 ÷ 13	0186	4994	3699	0787
d 22 - ER 25 / L 50 d 22 - ER 25 / L 80	—— ——	**3177** **0437**	42	42	13	1 ÷ 16	0188	4995	3669	0996
d 22 - ER 32 / L 50	——	**3178**	53	50	13	2 ÷ 20	0188	4996	3670	0988
d 25 - ER 16 / L 60 d 25 - ER 16 / L 100 d 25 - ER 16 / L 130 d 25 - ER 16 / L 160 d 25 - ER 16 / L 200	**5163** SP **5164** SP **5165** SP **5166** SP **5167** SP	**5163** P **5164** P **5165** P **5166** P **5167** P	27	32	11	1 ÷ 10	0186	4993	3698	0364
d 25 - ER 20 / L 60 d 25 - ER 20 / L 100 d 25 - ER 20 / L 130 d 25 - ER 20 / L 160	**0230** SP **0383** SP **5168** SP **5169** SP	**0230** P **0383** P **5168** P **5169** P	28	35	13	1 ÷ 13	0188	4994	3699	0787
d 25 - ER 25 / L 50 d 25 - ER 25 / L 70 d 25 - ER 25 / L 100 d 25 - ER 25 / L 130 d 25 - ER 25 / L 160	**3923** SP **5183** SP **0391** SP **0392** SP **0393** SP	**3923** P **5183** P **0391** P **0392** P **0393** P	32	42	13	1 ÷ 16	0188	4995	3669	0996

segue

segue

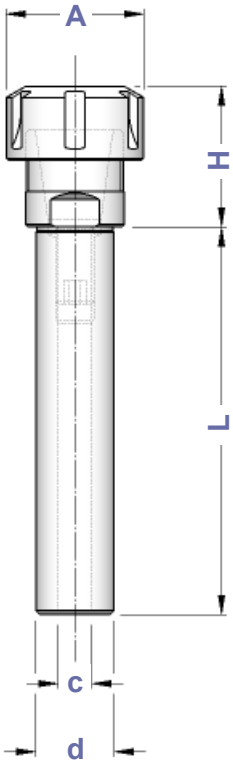

TIPO	Senza Piano	Con Piano	H	A	C	CAPACITA'				
d 25 - ER 32 / L 50 d 25 - ER 32 / L 70 d 25 - ER 32 / L 100 d 25 - ER 32 / L 130 d 25 - ER 32 / L 160	**1216** SP **1221** SP **3924** SP **3927** SP **3928** SP	**1216** P **1221** P **3924** P **3927** P **3928** P	54	50	13	2 ÷ 20	0188	4996	3670	0988
d 25 - ER 40 / L 50 d 25 - ER 40 / L 100	**2901** SP **3266** SP	**2901** P **3266** P	60	63	13	3 ÷ 30	0188	4997	3671	0821
d 25,4 - ER 16 / L 60 d 25,4 - ER 16 / L 100	——	**5184** **5185**	27	32	11	1 ÷ 10	0186	4993	3698	0364
d 25,4 - ER 20 / L 60 d 25,4 - ER 20 / L 100	——	**0296** **0386**	28	35	13	1 ÷ 13	0188	4994	3699	0787
d 25,4 - ER 25 / L 50 d 25,4 - ER 25 / L 70 d 25,4 - ER 25 / L 100	—— —— ——	**3933** **5186** **3934**	32	42	13	1 ÷ 16	0188	4995	3669	0996
d 25,4 - ER 32 / L 50 d 25,4 - ER 32 / L 70 d 25,4 - ER 32 / L 100	—— —— ——	**1217** **5187** **3935**	54	50	13	2 ÷ 20	0188	4996	3670	0988
d 25,4 - ER 40 / L 50	——	**1917**	60	63	13	3 ÷ 30	0188	4997	3671	0821
d 30 - ER 25 / L 50	——	**3925**	45	42	19	1 ÷ 16	0190	4995	3669	0996
d 30 - ER 32 / L 50	——	**2593**	53	50	23	2 ÷ 20	0191	4996	3670	0988
d 30 - ER 40 / L 50	——	**2594**	60	63	23	3 ÷ 30	0191	4997	3671	0821
d 31,75 - ER32/ L 50	——	**1218**	44	50	23	2 ÷ 20	0191	4996	3670	0988
d 31,75 - ER40/ L 50	——	**3938**	60	63	23	3 ÷ 30	0191	4997	3671	0821
d 32 - ER 16 / L 100 d 32 - ER 16 / L 150	—— ——	**5188** **5189**	27	32	11	1 ÷ 10	0186	4993	3698	0364
d 32 - ER 20 / L 100 d 32 - ER 20 / L 150	—— ——	**5190** **5191**	28	35	13	1 ÷ 13	0188	4994	3699	0787
d 32 - ER 25 / L 70 d 32 - ER 25 / L 100 d 32 - ER 25 / L 120 d 32 - ER 25 / L 150	—— —— —— ——	**0307** **5192** **0309** **5193**	28	42	19	1 ÷ 16	0190	4995	3669	0996
d 32 - ER 32 / L 50 d 32 - ER 32 / L 70 d 32 - ER 32 / L 100 d 32 - ER 32 / L 120 d 32 - ER 32 / L 150	—— —— —— —— ——	**1424** **3181** **0402** **0450** **3398**	38	50	23	2 ÷ 20	0191	4996	3670	0988
d 32 - ER 40 / L 50 d 32 - ER 40 / L 70 d 32 - ER 40 / L 100 d 32 - ER 40 / L 130	—— —— —— ——	**1918** **0405** **5194** **5195**	60	63	23	3 ÷ 30	0191	4997	3671	0821
d 35 - ER 32 / L 80	——	**5196**	38	50	23	2 ÷ 20	0191	4996	3670	0988
d 40 - ER 25 / L 70 d 40 - ER 25 / L 120	—— ——	**3405** **3406**	42	42	19	1 ÷ 16	0190	4995	3669	0996
d 40 - ER 32 / L 70 d 40 - ER 32 / L 100 d 40 - ER 32 / L 130 d 40 - ER 32 / L 160	—— —— —— ——	**3204** **3356** **3399** **3357**	30	50	23	2 ÷ 20	0191	4996	3670	0988
d 40 - ER 40 / L 50 d 40 - ER 40 / L 80 d 40 - ER 40 / L 130	—— —— ——	**3205** **0406** **3942**	60	63	28	3 ÷ 30	0195	4997	3671	0821
d 44,45 - ER32/L160	——	**3424**	33	50	23	2 ÷ 20	0191	4996	3670	0988
d 44,45 - ER40/L160	——	**3428**	40	63	28	3 ÷ 30	0195	4997	3671	0821
d 50 - ER 32 / L 125 d 50 - ER 32 / L 160	—— ——	**3409** **3519**	32	50	23	2 ÷ 20	0191	4996	3670	0988
d 50 - ER 40 / L 125 d 50 - ER 40 / L 160	—— ——	**5197** **3412**	37	63	28	3 ÷ 30	0195	4997	3671	0821
d 50,8 - ER 32 / L 160	——	**3422**	32	50	23	2 ÷ 20	0191	4996	3670	0988
d 50,8 - ER 40 / L 160	——	**3426**	37	63	28	3 ÷ 30	0195	4997	3671	0821
d 60 - ER 32 / L 160	——	**3514**	32	50	23	2 ÷ 20	0191	4996	3670	0988
d 60 - ER 40 / L 160	——	**3515**	37	63	28	3 ÷ 30	0195	4997	3671	0821

DIN 1835 A

PORTAPINZA ER CON ATTACCO CILINDRICO E FORI DI LUBRIFICAZIONE GHIERA STANDARD

STRAIGHT SHANK ER - DIN 6499 COLLET CHUCKS WITH COOLING HOLES - STANDARD NUT

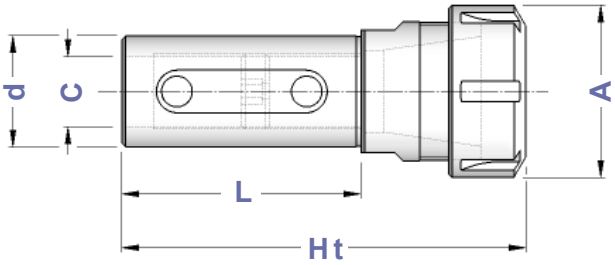

TIPO	Art.	A	Ht	L	C	CAPACITA'				
d 32 NC - ER 25	**3408**	42	110	70	19	1 ÷ 16	0190	4995	3669	0996
d 32 NC - ER 32	**3401**	50	118	70	23	2 ÷ 20	0191	4996	3670	0988
d 40 NC - ER 32	**3402**	50	115	75	23	2 ÷ 20	0191	4996	3670	0988
d 40 NC - ER 40	**3404**	63	130	75	23	3 ÷ 30	0191	4997	3671	0821

DIN 1835 A

MANDRINI AUTOSERRANTI INTEGRALI CON ATTACCO CILINDRICO ROTAZIONE DESTRA

STRAIGHT SHANK MONOLITHIC DRILL CHUCKS - RIGHT SPIN

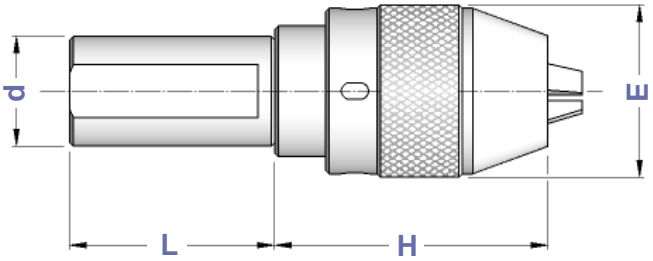

Precisione di rotazione: 0,05 mm

Runout accuracy: 0,05 mm

TIPO	Art.	CAPACITA'	E	H	L	
d 20 - DC 13	**1419**	1 ÷ 13	50	81	60	2370
d 25 - DC 13	**1422**	1 ÷ 13	50	81	80	2370
d 32 - DC 13	**1425**	1 ÷ 13	50	81	60	2370
d 32 - DC 16	**1426**	3 ÷ 16	57	85	60	2371
d 40 - DC 13	**1427**	1 ÷ 13	50	81	70	2370
d 40 - DC 16	**1428**	3 ÷ 16	57	85	70	2371

DIN 1835 A

MANDRINI AUTOSERRANTI INTEGRALI CON ATTACCO CILINDRICO ROTAZIONE DESTRA E SINISTRA

STRAIGHT SHANK MONOLITHIC DRILL CHUCKS - RIGHT & LEFT SPIN

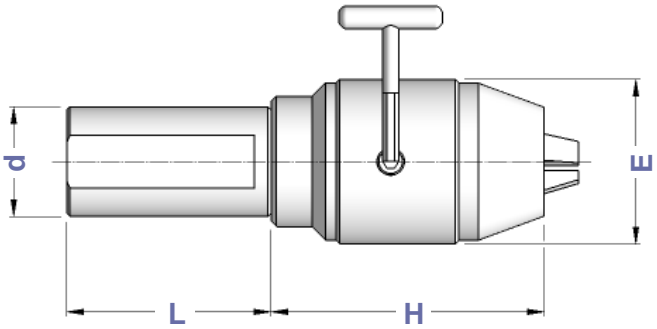

TIPO	Art.	CAPACITA'	E	H	L	
d 25 - DC**U**13	**8607**	1 ÷ 13	50	82	70	2372
d 25 - DC**U**16	**8608**	3 ÷ 16	50	87	70	
d 32 - DC**U**13	**8609**	1 ÷ 13	50	82	60	2372
d 32 - DC**U**16	**8610**	3 ÷ 16	57	87	60	
d 40 - DC**U**13	**8611**	1 ÷ 13	50	82	70	2372
d 40 - DC**U**16	**8612**	3 ÷ 16	57	87	70	

DIN 1835 A

PORTA ALESATORI OSCILLANTI CON ATTACCO CILINDRICO PER PINZA ER

STRAIGHT SHANK FLOATING REAMER HOLDERS FOR ER - DIN 6499 COLLET

Figura 1

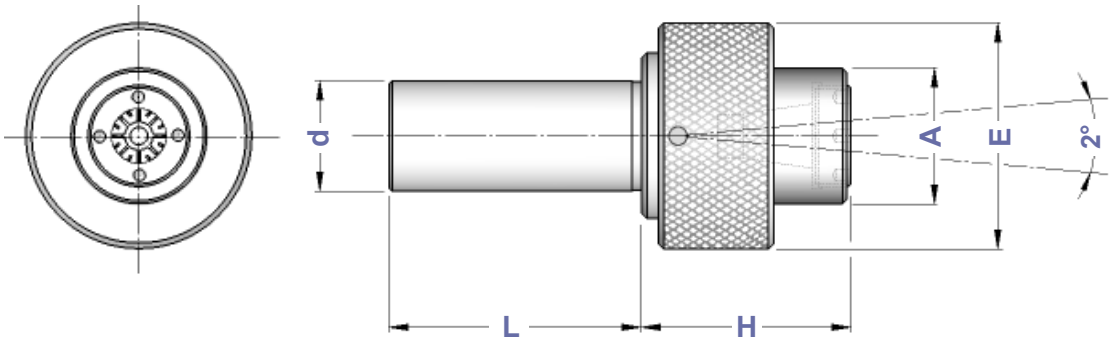

Figura 2

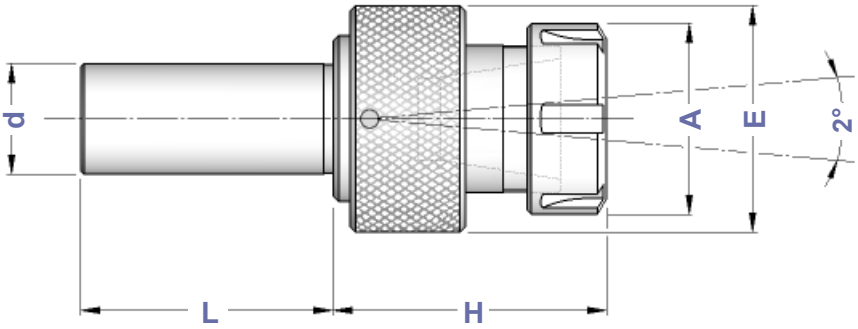

TIPO	Art.	A	E	H	L	CAPACITA'	Figura					
d 16 RM - ER 11	**1141**	24	40	37	46	1 ÷ 7	1	2867	——	3169	——	5573
d 16 RM - ER 16	**1152**	32	40	50	46	1 ÷ 10	2	——	4993	——	3698	0364
d 16 RM - ER 20	**1173**	35	40	55	46	1 ÷ 13	2	——	4994	——	3699	0787
d 19,05 RM - ER 11	**1165**	24	40	37	46	1 ÷ 7	1	2867	——	3169	——	5573
d 19,05 RM - ER 16	**1176**	32	40	50	46	1 ÷ 10	2	——	4993	——	3698	0364
d 19,05 RM - ER 20	**1340**	35	40	55	46	1 ÷ 13	2	——	4994	——	3699	0787
d 20 RM - ER 11	**1213**	24	40	37	46	1 ÷ 7	1	2867	——	3169	——	5573
d 20 RM - ER 16	**1227**	32	40	50	46	1 ÷ 10	2	——	4993	——	3698	0364
d 20 RM - ER 20	**1573**	35	40	55	46	1 ÷ 13	2	——	4994	——	3699	0787
d 20 RM - ER 25	**1237**	42	61	58	46	1 ÷ 16	2	——	4995	——	3669	0996
d 22 RM - ER 25	**1503**	42	61	58	46	1 ÷ 16	2	——	4995	——	3669	0996
d 22 RM - ER 32	**1593**	50	61	70	46	2 ÷ 20	2	——	4996	——	3670	0988
d 25 RM - ER 20	**1241**	35	40	55	46	1 ÷ 13	2	——	4994	——	3699	0787
d 25 RM - ER 25	**1242**	42	61	58	46	1 ÷ 16	2	——	4995	——	3669	0996
d 25 RM - ER 32	**1341**	50	61	70	46	2 ÷ 20	2	——	4996	——	3670	0988
d 25,4 RM - ER 20	**1243**	35	40	55	46	1 ÷ 13	2	——	4994	——	3699	0787
d 25,4 RM - ER 25	**1245**	42	61	58	46	1 ÷ 16	2	——	4995	——	3669	0996
d 25,4 RM - ER 32	**1342**	50	61	70	46	2 ÷ 20	2	——	4996	——	3670	0988
d 30 RM - ER 32	**1627**	50	61	70	46	2 ÷ 20	2	——	4996	——	3670	0988
d 31,75 RM - ER 32	**1894**	50	61	70	50	2 ÷ 20	2	——	4996	——	3670	0988
d 32 RM - ER 32	**1895**	50	61	70	50	2 ÷ 20	2	——	4996	——	3670	0988

DIN 1835 A

MASCHIATORI CON ATTACCO CILINDRICO
SENZA COMPENSAZIONE
STRAIGHT SHANK TAP HOLDERS - WITHOUT COMPENSATION

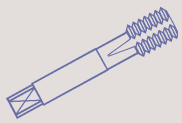

TIPO	Art.	H	L	E	B	
d 20 - B. 1 FISSO	**2059**	40	50	33	19	M 3 ÷ M 12 (*M16)
d 20 - B. 2 FISSO	**2060**	60	50	50	31	M 6 ÷ M 20 (*M30)
d 25 - B. 1 FISSO	**2061**	40	56	33	19	M 3 ÷ M 12 (*M16)
d 25 - B. 2 FISSO	**2062**	60	56	50	31	M 6 ÷ M 20 (*M30)
d 32 - B. 1 FISSO	**2067**	40	60	33	19	M 3 ÷ M 12 (*M16)
d 32 - B. 2 FISSO	**2068**	60	60	50	31	M 6 ÷ M 20 (*M30)
d 40 - B. 1 FISSO	**2080**	40	72	33	19	M 3 ÷ M 12 (*M16)
d 40 - B. 2 FISSO	**2081**	60	72	50	31	M 6 ÷ M 20 (*M30)

* Bussole tipo GR
Adapters GR type

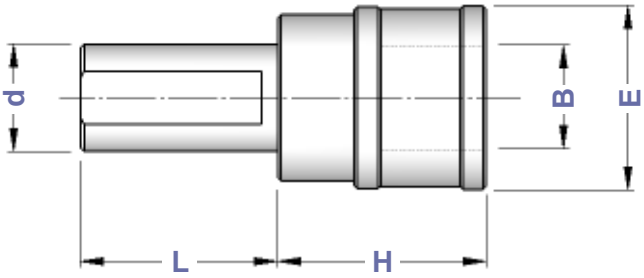

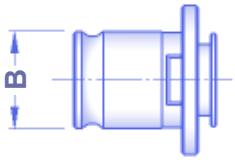

Bussole a maschiare
Tap Adapters
Pag. 172 - 175

DIN 1835 A

MASCHIATORI CON ATTACCO CILINDRICO
DOPPIA COMPENSAZIONE
STRAIGHT SHANK TAP HOLDERS - DOUBLE COMPENSATION

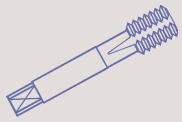

TIPO	Art.	H	L	E	B	COMPENSAZIONE	
d 16 - B. 0	**3807**	37	50	26	13	- 6,5 + 6,5	M 1 ÷ M 10
d 16 - B. 1	**3808**	40	56	36	19	- 7,5 + 7,5	M 3 ÷ M 12 (*M16)
d 20 - B. 0	**3809**	37	50	26	13	- 6,5 + 6,5	M 1 ÷ M 10
d 20 - B. 1	**3851**	40	50	38	19	- 7,5 + 7,5	M 3 ÷ M 12 (*M16)
d 20 - B. 2	**3852**	63	60	53	31	-15 +15	M 6 ÷ M 20 (*M30)
d 25 - B. 1	**4451**	40	56	38	19	- 7,5 + 7,5	M 3 ÷ M 12 (*M16)
d 25 - B. 2	**4452**	60	60	53	31	-12,5 +12,5	M 6 ÷ M 20 (*M30)
d 32 - B. 1	**4453**	40	60	38	19	- 7,5 + 7,5	M 3 ÷ M 12 (*M16)
d 32 - B. 2	**4454**	63	60	53	31	-12,5 +12,5	M 6 ÷ M 20 (*M30)
d 32 - B. 3	**3598**	120	60	79	48	-24 +24	M14 ÷ M 33 (*M48)
d 40 - B. 1	**4455**	40	72	38	19	- 7,5 + 7,5	M 3 ÷ M 12 (*M16)
d 40 - B. 2	**4456**	63	72	53	31	-12,5 +12,5	M 6 ÷ M 20 (*M30)
d 40 - B. 3	**3857**	98	72	79	48	-24 +24	M14 ÷ M 33 (*M48)

* Bussole tipo GR
Adapters GR type

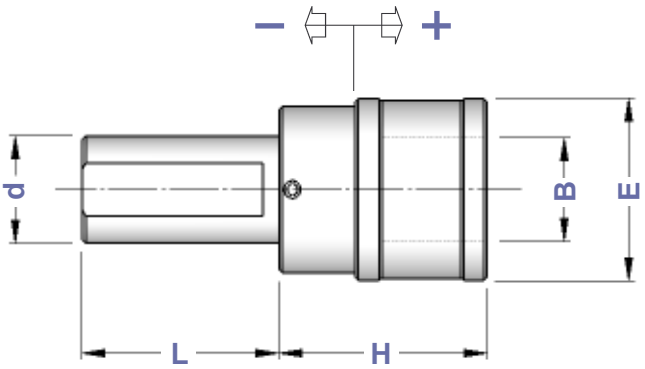

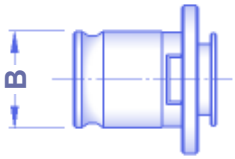

Bussole a maschiare
Tap Adapters
Pag. 172 - 175

I maschiatori sono fornibili anche con la sola compensazione a trazione (SFILAMENTO)
Tap holders are also available with traction compensation only (TENSION ONLY)

DIN 1835 B	PORTAPINZA ER CON ATTACCO WELDON - GHIERA MINI *WELDON SHANK ER - DIN 6499 COLLET CHUCKS - MINI NUT*

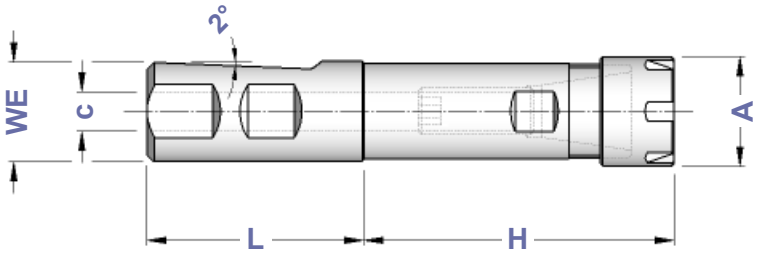

TIPO	Art.	H	L	A	C	CAPACITA'				
WE 16 - ER 11 GM	**3189**	80	48	16	7	1 ÷ 7	0181	0432	5718	5573
WE 16 - ER 16 GM	**3190**	80	48	22	9	1 ÷ 10	0183	1229	5719	0364
WE 20 - ER 16 GM	**3253**	80	50	22	11	1 ÷ 10	0186	1229	5719	0364
WE 20 - ER 20 GM	**3254**	80	50	28	11	1 ÷ 13	0186	1230	5720	0787
WE 25 - ER 16 GM	**3255**	80	56	22	11	1 ÷ 10	0186	1229	5719	0364
WE 25 - ER 20 GM	**3256**	80	56	28	13	1 ÷ 13	0188	1230	5720	0787

DIN 1835 B	PORTAPINZA ER CON ATTACCO WELDON GHIERA STANDARD *WELDON SHANK ER - DIN 6499 COLLET CHUCKS - STANDARD NUT*

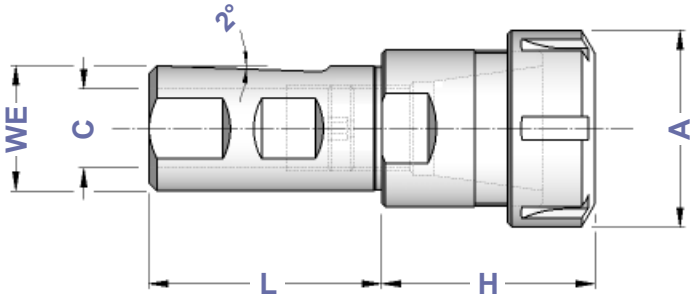

TIPO	Art.	H	L	A	C	CAPACITA'				
WE 20 - ER 32 / H 55	**3313**	55	50	50	11	2 ÷ 20	0186	4996	3670	0988
WE 20 - ER 32 / H 100	**3314**	100	50	50	11	2 ÷ 20	0186	4996	3670	0988
WE 25 - ER 32 / H 55	**3320**	55	56	50	13	2 ÷ 20	0188	4996	3670	0988
WE 25 - ER 32 / H 100	**3321**	100	56	50	13	2 ÷ 20	0188	4996	3670	0988
WE 32 - ER 32 / H 55	**3323**	55	60	50	23	2 ÷ 20	0191	4996	3670	0988
WE 32 - ER 32 / H 100	**3324**	100	60	50	23	2 ÷ 20	0191	4996	3670	0988

DIN 1835 B

BUSSOLE DI RIDUZIONE CON ATTACCO WELDON

WELDON SHANK REDUCTION SLEEVES

Fig. 1

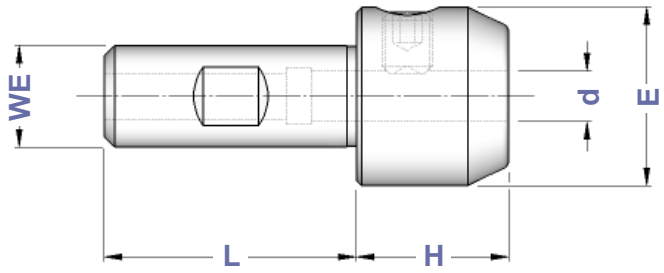

Fig. 2

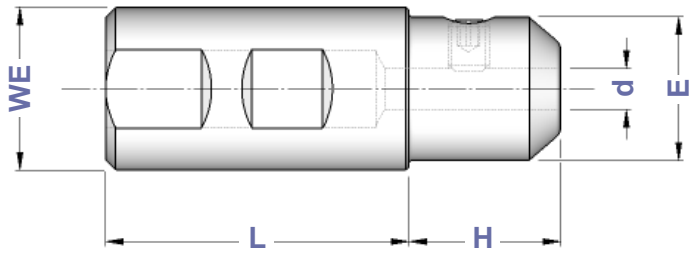

Fig. 3

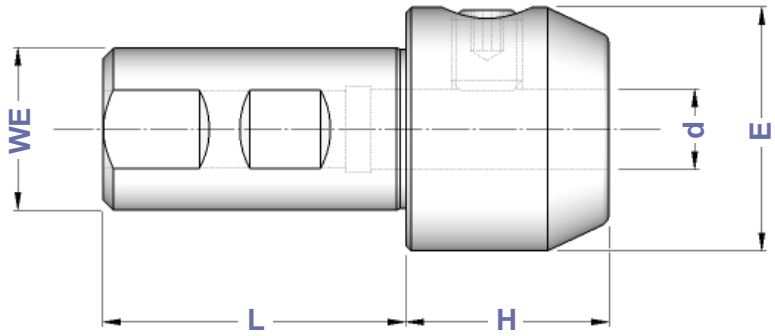

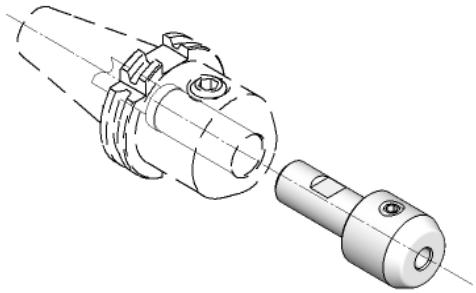

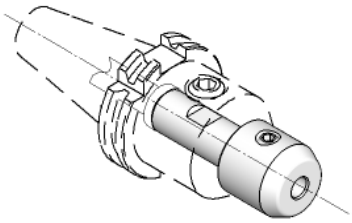

TIPO	Art.	d	H	L	E	Figura	
WE 20 - d 6	**3044**	6	30	50	25	1	4970
WE 20 - d 8	**3046**	8	30	50	28	1	4971
WE 20 - d 10	**3064**	10	30	50	35	1	4972
WE 20 - d 12	**3065**	12	35	50	42	1	4973
WE 20 - d 14	**4518**	14	35	50	44	1	4973
WE 20 - d 16	**3066**	16	60	50	48	1	4974
WE 25 - d 6	**3121**	6	25	56	25	2	4970
WE 25 - d 8	**3122**	8	30	56	28	3	4971
WE 25 - d 10	**3123**	10	30	56	35	3	4972
WE 25 - d 12	**3124**	12	35	56	42	3	4973
WE 25 - d 14	**4519**	14	35	56	44	3	4973
WE 25 - d 16	**3125**	16	40	56	48	3	4974
WE 32 - d 6	**3760**	6	30	60	25	2	4970
WE 32 - d 8	**3761**	8	30	60	28	2	4971
WE 32 - d 10	**3762**	10	30	60	35	3	4972
WE 32 - d 12	**3763**	12	35	60	42	3	4973
WE 32 - d 14	**4520**	14	35	60	44	3	4973
WE 32 - d 16	**3764**	16	40	60	48	3	4974
WE 32 - d 18	**4521**	18	40	60	50	3	4974
WE 32 - d 20	**3765**	20	40	60	52	3	4975
WE 32 - d 25	**3126**	25	65	60	65	3	4976

DIN 1835 B

PORTAFRESE CON ATTACCO WELDON PER FRESE CON ATTACCO FILETTATO

WELDON SHANKS FOR MILLING CUTTERS WITH THREADED SHANK

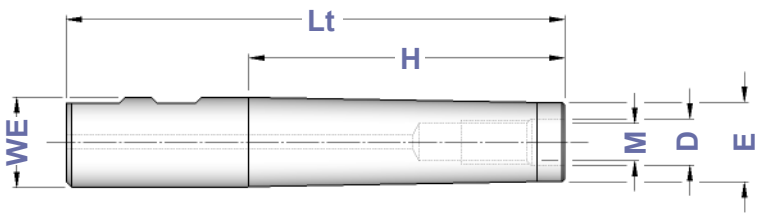

TIPO	Art.	M	D	E	H	Lt
WE16 - M 8	**6480**	M8	8,5	12,8	60	115
WE16 - M 8	**6481**	M8	8,5	12,8	100	160
WE20 - M10	**6482**	M10	10,5	17,8	60	120
WE20 - M10	**6483**	M10	10,5	17,8	100	160
WE25 - M12	**6484**	M12	12,5	20,8	100	160
WE32 - M16	**6485**	M16	17,0	28,8	100	160

PROLUNGHE PER FRESE CON ATTACCO FILETTATO

EXTENSIONS FOR MILLING CUTTERS WITH THREADED SHANK

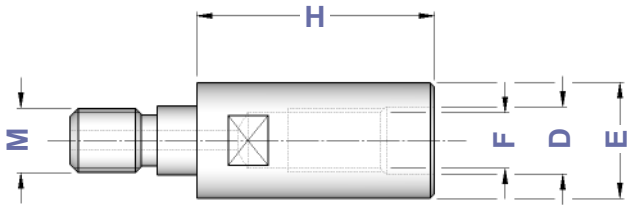

TIPO	Art.	M	F	D	E	H
M 8 - M 8	**6486**	M8	M8	8,5	12,8	30
M 10 - M 10	**6487**	M10	M10	10,5	17,8	35
M 12 - M 12	**6488**	M12	M12	12,5	20,8	40
M 16 - M 16	**6489**	M16	M16	17,0	28,8	40

RIDUZIONI PER FRESE CON ATTACCO FILETTATO

REDUCTIONS FOR MILLING CUTTERS WITH THREADED SHANK

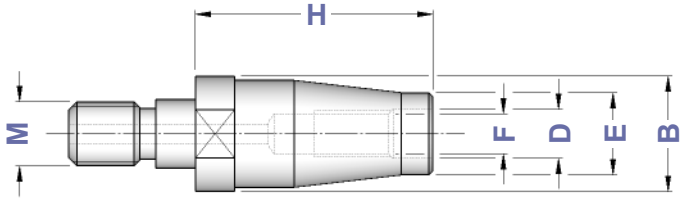

TIPO	Art.	M	F	D	E	B	H
M 10 - M 8	**6490**	M10	M8	8,5	12,8	17,8	30
M 12 - M 8	**6491**	M12	M8	8,5	12,8	20,8	40
M 12 - M 10	**6492**	M12	M10	10,5	17,8	20,8	35
M 16 - M 10	**6493**	M16	M10	10,5	17,8	28,8	60
M 16 - M 12	**6494**	M16	M12	12,5	20,8	28,8	40

PORTAPINZE ER CON ATTACCO FILETTATO

ER COLLET CHUCKS WITH THREADED SHANK

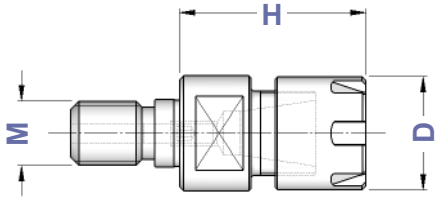

TIPO	Art.	M	D	H	CAPACITA'			
M 12 - ER 16 GM	**6460**	M12	22	35	1 ÷ 10	1229	5719	0364
M 16 - ER 16 GM	**6461**	M16	22	40	1 ÷ 10	1229	5719	0364
M 16 - ER 20 GM	**6462**	M16	28	40	1 ÷ 13	1230	5720	0787
M 16 - ER 25 GM	**6463**	M16	35	45	1 ÷ 16	1231	5721	0996

DIN 1835 B

MASCHIATORI CON ATTACCO WELDON
SENZA COMPENSAZIONE
WELDON SHANK TAP HOLDERS - WITHOUT COMPENSATION

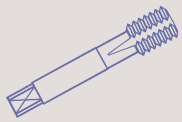

TIPO	Art.	H	L	E	B	
WE 20 - B. 1 FISSO	**2059**	40	50	33	19	M 3 ÷ M 12 (*M16)
WE 20 - B. 2 FISSO	**2060**	60	50	50	31	M 6 ÷ M 20 (*M30)
WE 25 - B. 1 FISSO	**2061**	40	56	33	19	M 3 ÷ M 12 (*M16)
WE 25 - B. 2 FISSO	**2062**	60	56	50	31	M 6 ÷ M 20 (*M30)
WE 32 - B. 1 FISSO	**2067**	40	60	33	19	M 3 ÷ M 12 (*M16)
WE 32 - B. 2 FISSO	**2068**	60	60	50	31	M 6 ÷ M 20 (*M30)
WE 40 - B. 1 FISSO	**2080**	40	72	33	19	M 3 ÷ M 12 (*M16)
WE 40 - B. 2 FISSO	**2081**	60	72	50	31	M 6 ÷ M 20 (*M30)

* Bussole con grani
Adapters with screws

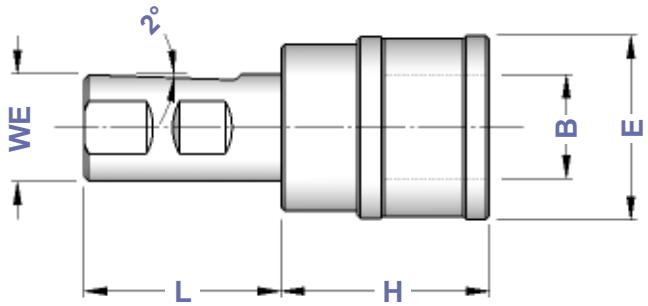

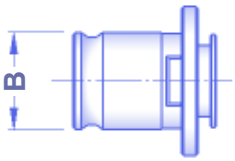

Bussole a maschiare
Tap Adapters
Pag. 172 - 175

DIN 1835 B

MASCHIATORI CON ATTACCO WELDON
DOPPIA COMPENSAZIONE
WELDON SHANK TAP HOLDERS - DOUBLE COMPENSATION

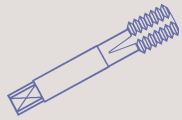

TIPO	Art.	H	L	E	B	COMPENSAZIONE	
WE 20 - B. 1	**3176**	41	50	38	19	- 9 + 9	M 3 ÷ M 12 (*M16)
WE 25 - B. 1	**3963**	41	56	38	19	- 9 + 9	M 3 ÷ M 12 (*M16)
WE 25 - B. 2	**3964**	63	56	53	31	-15 + 15	M 6 ÷ M 20 (*M30)
WE 32 - B. 1	**3853**	41	60	38	19	- 9 + 9	M 3 ÷ M 12 (*M16)
WE 32 - B. 2	**3854**	63	60	53	31	-15 + 15	M 6 ÷ M 20 (*M30)
WE 32 - B. 3	**3598**	120	60	79	48	-24 + 24	M14 ÷ M 33 (*M48)
WE 40 - B. 1	**3855**	41	72	38	19	- 9 + 9	M 3 ÷ M 12 (*M16)
WE 40 - B. 2	**3856**	63	72	55	31	-15 + 15	M 6 ÷ M 20 (*M30)
WE 40 - B. 3	**3857**	98	72	79	48	-24 + 24	M14 ÷ M 33 (*M48)

* Bussole con grani
Adapters with screws

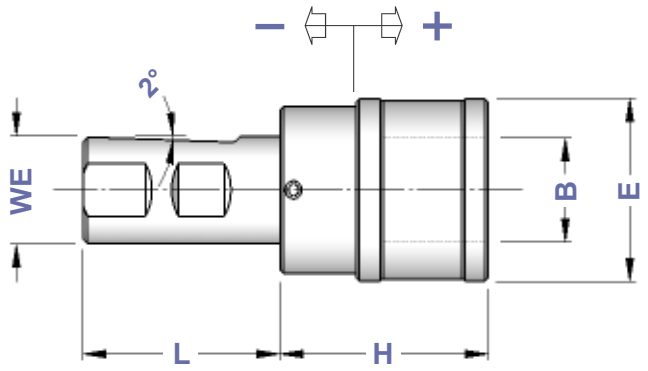

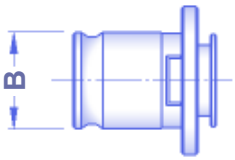

Bussole a maschiare
Tap Adapters
Pag. 172 - 175

I maschiatori sono fornibili anche con la sola compensazione a trazione (SFILAMENTO)
Tap holders are also available with traction compensation only (TENSION ONLY)

ALTRI PORTAUTENSILI CON ATTACCO CILINDRICO PRESENTI A CATALOGO

OTHER STRAIGHT SHANK TOOL HOLDERS ON THE CATALOGUE

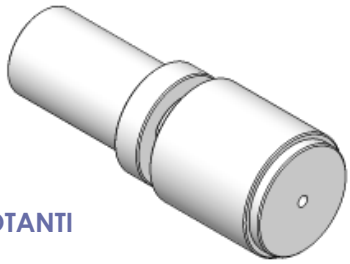

FERMOBARRA ROTANTI
ROTARY BAR STOPS
pag. 267

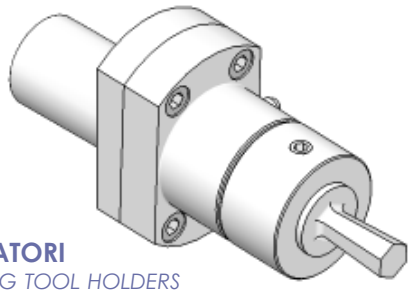

BROCCIATORI
BROACHING TOOL HOLDERS
pag. 268

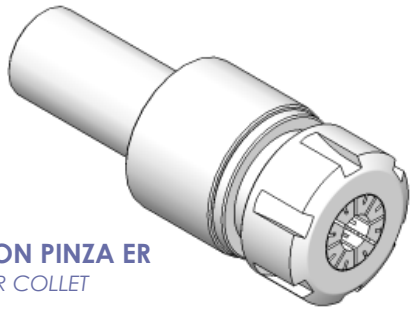

MASCHIATORI CON PINZA ER
TAP HOLDERS WITH ER COLLET
pag. 270

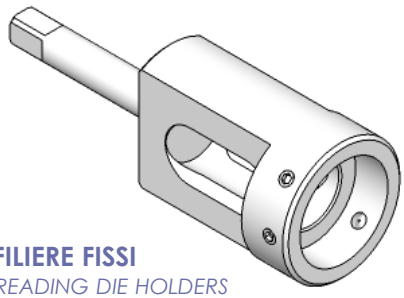

PORTAFILIERE FISSI
FIXED THREADING DIE HOLDERS
pag. 274

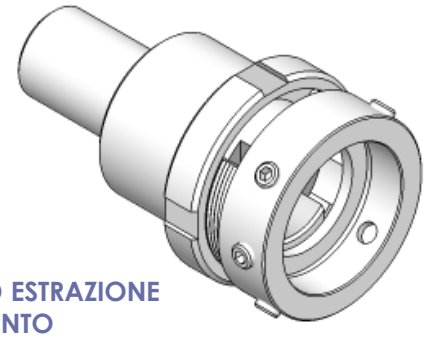

PORTAFILIERE AD ESTRAZIONE E A SGANCIAMENTO
DRAW-OUT AND OFF HOOK THREADING DIE HOLDERS
pag. 272

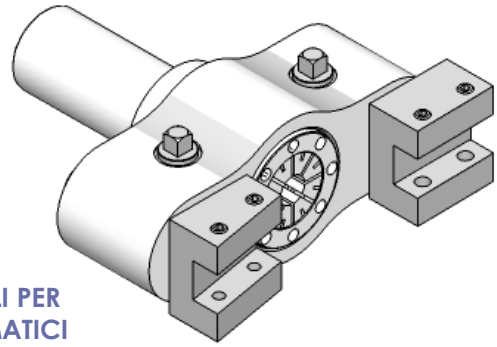

PORTAUTENSILI PER TORNI AUTOMATICI
TOOL HOLDERS FOR AUTOMATIC LATHES
da pag. 276

BUSSOLE DI RIDUZIONE da pag. 216 a pag. 238

REDUCTION SLEEVES from page 216 to page 238

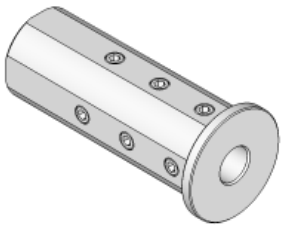

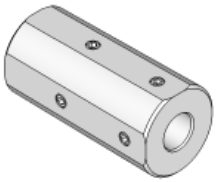

DIN 6327	PORTAPINZE ER CON ATTACCO TRAPEZIO - GHIERA MINI *AUTOMOTIVE SHANK ER - DIN 6499 COLLET CHUCKS WITH MINI NUT*

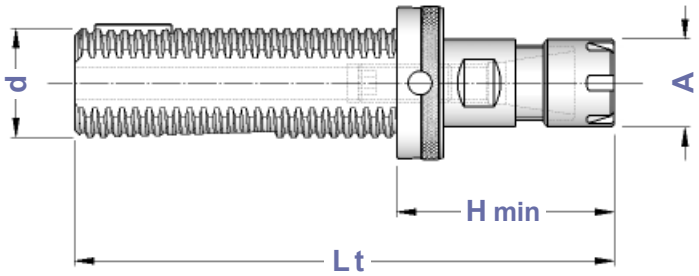

TIPO	Art.	d	Lt	HMIN	A	CAPACITA'						
TR 8 - ER 8 GM	**3146**	8	75	35	12	1 ÷ 5	2964	0101	——	0373	5717	0554
TR10 - ER11 GM	**3147**	10	95	45	16	1 ÷ 7	2965	0103	——	0432	5718	5573
TR12 - ER11 GM	**3148**	12	95	45	16	1 ÷ 7	2966	0103	0181	0432	5718	5573
TR12 - ER16 GM	**3149**	12	103	53	22	1 ÷ 10	2966	0103	0181	1229	5719	0364
TR16 - ER16 GM	**3150**	16	120	47	22	1 ÷ 10	2967	0107	0181	1229	5719	0364
TR16 - ER20 GM	**3151**	16	130	57	28	1 ÷ 13	2967	0107	0181	1230	5720	0787
TR20 - ER16 GM	**3153**	20	135	59	22	1 ÷ 10	2968	0107	0186	1229	5719	0364
TR20 - ER20 GM	**3154**	20	135	59	28	1 ÷ 13	2968	0107	0186	1230	5720	0787
TR20 - ER25 GM	**3155**	20	135	59	35	1 ÷ 16	2968	0107	0186	1231	5721	0996

DIN 6327	PORTAPINZA ER CON ATTACCO TRAPEZIO - GHIERA ESAGONALE *AUTOMOTIVE SHANK ER - DIN 6499 COLLET CHUCKS WITH HEXAGONAL NUT*

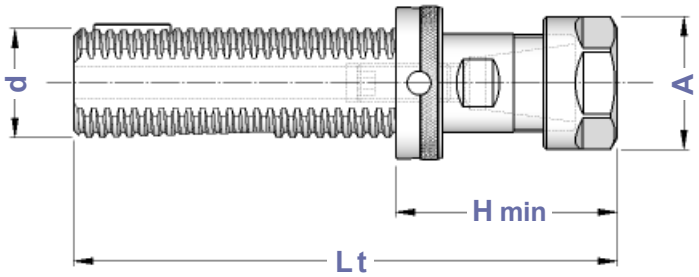

TIPO	Art.	d	Lt	HMIN	A	CAPACITA'						
TR 16 - ER11 GE	**3137**	16	110	37	19	1 ÷ 7	2967	0107	0181	1157	2905	5573
TR 16 - ER16 GE	**3138**	16	122	49	28	1 ÷ 10	2967	0107	0181	1214	2906	0364
TR 20 - ER16 GE	**3139**	20	128	52	28	1 ÷ 10	2968	0107	0186	1214	2906	0364
TR 20 - ER20 GE	**3140**	20	135	59	34	1 ÷ 13	2968	0107	0186	1215	2907	0787
TR 28 - ER16 GE	**3161**	28	140	57	28	1 ÷ 10	2969	0108	0186	1214	2906	0364
TR 28 - ER20 GE	**3141**	28	140	57	34	1 ÷ 13	2969	0108	0186	1215	2907	0787

DIN 6327

PORTAPINZE ER CON ATTACCO TRAPEZIO - GHIERA STANDARD

AUTOMOTIVE SHANK ER - DIN 6499 COLLET CHUCKS WITH STANDARD NUT

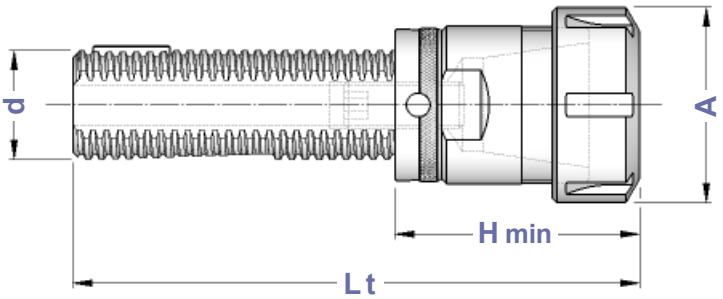

TIPO	Art.	d	Lt	HMIN	A	CAPACITA'						
TR 28 - ER 25	**3142**	28	140	57	42	1 ÷ 16	2969	0108	0188	4995	3669	0996
TR 28 - ER 32	**3143**	28	147	64	50	2 ÷ 20	2969	0108	0188	4996	3670	0988
TR 28 - ER 40	**3162**	28	190	107	63	3 ÷ 30	2969	0108	0188	4997	3671	0821
TR 36 - ER 25	**3973**	36	163	57	42	1 ÷ 16	2970	0111	0190	4995	3669	0996
TR 36 - ER 32	**3144**	36	165	61	50	2 ÷ 20	2970	0111	0190	4996	3670	0988
TR 36 - ER 40	**3145**	36	186	82	63	3 ÷ 30	2970	0111	0190	4997	3671	0821
TR 48 - ER 32	**3667**	48	200	74	50	2 ÷ 20	2971	0114	0191	4996	3670	0988
TR 48 - ER 40	**3159**	48	207	81	63	3 ÷ 30	2971	0114	0195	4997	3671	0821

DIN 6327

GHIERE DI REGISTRAZIONE DIN 6327

DIN 6327 ADJUSTMENT NUTS

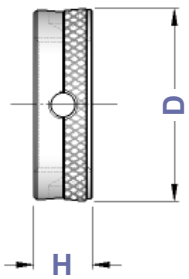

TIPO	Art.	H	D	
GH - TR 8 x 1	**2964**	10	14,8	0011
GH - TR10 x 1,5	**2965**	12	17,8	0017
GH - TR12 x 1,5	**2966**	12	19,7	0017
GH - TR16 x 1,5	**2967**	12	24,6	0019
GH - TR20 x 2	**2968**	12	31,6	0019
GH - TR28 x 2	**2969**	12	39,6	0020
GH - TR36 x 2	**2970**	14	49,6	0020
GH - TR48 x 2	**2971**	18	66,6	0021

DIN 6327

ATTACCHI PER MANDRINI PORTAPUNTA - DIN 238

SHANKS FOR DRILL CHUCKS DIN 238 TYPE

TIPO	Art.	d	L	L1	L2	D	
TR 28 - B16	**2774**	28	42	21	95	15,733	2969
TR 36 - B16	**2775**	36	50	21	118	15,733	2970

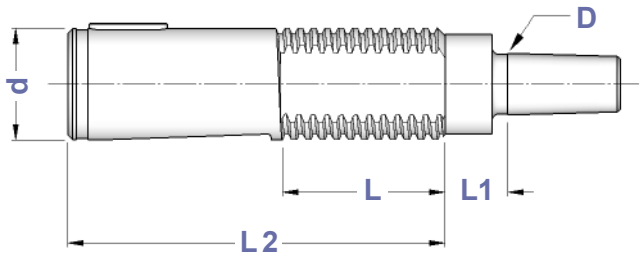

DIN 6327

ASTUCCI REGISTRABILI A CM - TIPO "E"

DIN 6327 ADJUSTABLE ADAPTERS - "E" TYPE

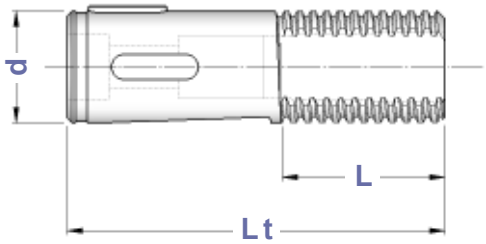

TIPO	Art.	d	L	Lt		
E 16 x 1	**2984**	16	40	85	0258	2967
E 20 x 1	**2985**	20	40	88	0107	2968
E 28 x 1	**2986**	28	42	95	0108	2969
E 28 x 2	**3167**	28	42	95	0108	2969
E 36 x 1	**3407**	36	50	118	0111	2970
E 36 x 2	**3168**	36	50	118	0111	2970
E 36 x 3	**3410**	36	50	118	0111	2970
E 48 x 2	**3198**	48	65	144	0114	2971
E 48 x 3	**3411**	48	65	144	0114	2971
E 48 x 4	**3413**	48	65	144	0114	2971

DIN 6327

ASTUCCI REGISTRABILI A CM - TIPO "G"

DIN 6327 ADJUSTABLE ADAPTERS - "G" TYPE

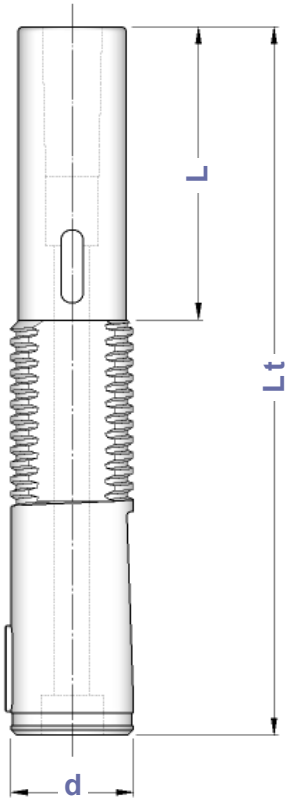

TIPO	Art.	d	L	Lt	
G 16 x 1 x 25	**5340**	16	25	110	2967
G 16 x 1 x 50	**5341**		50	135	
G 16 x 1 x 75	**5342**		75	160	
G 16 x 1 x 100	**5343**		100	185	
G 20 x 1 x 25	**5344**	20	25	113	2968
G 20 x 1 x 50	**5345**		50	138	
G 20 x 1 x 75	**5346**		75	163	
G 20 x 1 x 100	**5347**		100	188	
G 28 x 1 x 25	**5348**	28	25	120	2969
G 28 x 1 x 50	**5349**		50	145	
G 28 x 1 x 75	**5350**		75	170	
G 28 x 1 x 100	**5351**		100	195	
G 28 x 2 x 25	**5352**	28	25	120	2969
G 28 x 2 x 50	**5353**		50	145	
G 28 x 2 x 75	**5354**		75	170	
G 28 x 2 x 100	**5355**		100	195	
G 36 x 2 x 30	**5356**	36	30	148	2970
G 36 x 2 x 60	**5357**		60	178	
G 36 x 2 x 90	**5358**		90	208	
G 36 x 2 x 120	**5359**		120	238	
G 36 x 3 x 30	**5360**	36	30	148	2970
G 36 x 3 x 60	**5361**		60	178	
G 36 x 3 x 90	**5362**		90	208	
G 36 x 3 x 120	**5363**		120	238	
G 48 x 3 x 40	**5364**	48	40	184	2971
G 48 x 3 x 80	**5365**		80	224	
G 48 x 3 x 120	**5366**		120	264	
G 48 x 3 x 160	**5367**		160	304	
G 48 x 4 x 40	**5368**	48	40	184	2971
G 48 x 4 x 80	**5372**		80	224	
G 48 x 4 x 120	**5373**		120	264	
G 48 x 4 x 160	**5374**		160	304	

DIN 6327

MASCHIATORI ATTACCO TRAPEZIO A CAMBIO RAPIDO
SENZA COMPENSAZIONE
QUICK CHANGE TAP HOLDERS WITHOUT COMPENSATION

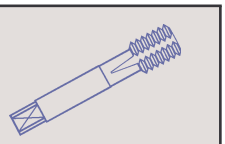

TIPO	Art.	d	H	E	B	
TR 16 - B. 0 FISSO	**5198**	16	45	26	13	M 1 ÷ M 10
TR 16 - B. 1 FISSO	**5199**	16	49	36	19	M 3 ÷ M 12 (*M16)
TR 20 - B. 1 FISSO	**5211**	20	49	36	19	M 3 ÷ M 12 (*M16)
TR 20 - B. 2 FISSO	**5212**	20	66	53	31	M 6 ÷ M 20 (*M30)
TR 28 - B. 1 FISSO	**5213**	28	49	36	19	M 3 ÷ M 12 (*M16)
TR 28 - B. 2 FISSO	**5214**	28	66	53	31	M 6 ÷ M 20 (*M30)
TR 36 - B. 1 FISSO	**5215**	36	49	36	19	M 3 ÷ M 12 (*M16)
TR 36 - B. 2 FISSO	**5216**	36	68	53	31	M 6 ÷ M 20 (*M30)

* Bussole con grani
Adapters with screws

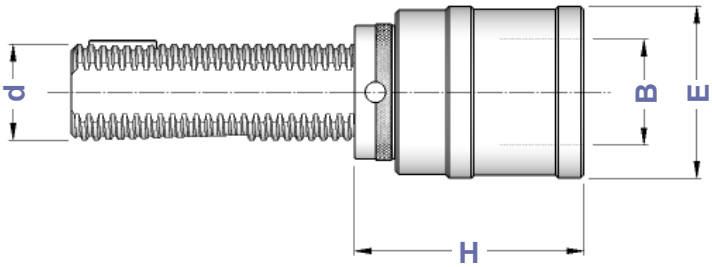

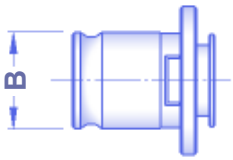

Bussole a maschiare
Tap Adapters
Pag. 172 - 175

DIN 6327

MASCHIATORI ATTACCO TRAPEZIO A CAMBIO RAPIDO
DOPPIA COMPENSAZIONE
DOUBLE COMPENSATION QUICK CHANGE TAP HOLDERS

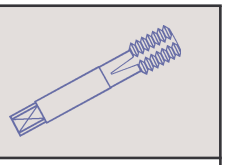

TIPO	Art.	d	H	E	B	COMPENSAZIONE	
TR 16 - B. 0	**3811**	16	49	26	13	- 6,5 + 6,5	M 1 ÷ M 10
TR 16 - B. 1	**3564**	16	51	36	19	- 7,5 + 7,5	M 3 ÷ M 12 (*M16)
TR 20 - B. 0	**3156**	20	49	26	13	- 6,5 + 6,5	M 1 ÷ M 10
TR 20 - B. 1	**3565**	20	51	36	19	- 7,5 + 7,5	M 3 ÷ M 12 (*M16)
TR 20 - B. 2	**3926**	20	75	53	31	-12,5 +12,5	M 6 ÷ M 20 (*M30)
TR 28 - B. 1	**3566**	28	51	36	19	- 7,5 + 7,5	M 3 ÷ M 12 (*M16)
TR 28 - B. 2	**3567**	28	76	53	31	-12,5 +12,5	M 6 ÷ M 20 (*M30)
TR 28 - B. 3	**3220**	28	108	78	48	-20,0 +20,0	M14 ÷ M 33 (*M48)
TR 36 - B. 1	**3568**	36	53	36	19	- 7,5 + 7,5	M 3 ÷ M 12 (*M16)
TR 36 - B. 2	**3569**	36	78	53	31	-12,5 +12,5	M 6 ÷ M 20 (*M30)
TR 36 - B. 3	**3570**	36	110	78	48	-20,0 +20,0	M14 ÷ M 33 (*M48)
TR 48 - B. 3	**3571**	48	114	78	48	20,0 +20,0	M14 ÷ M 33 (*M48)

* Bussole con grani
Adapters with screws

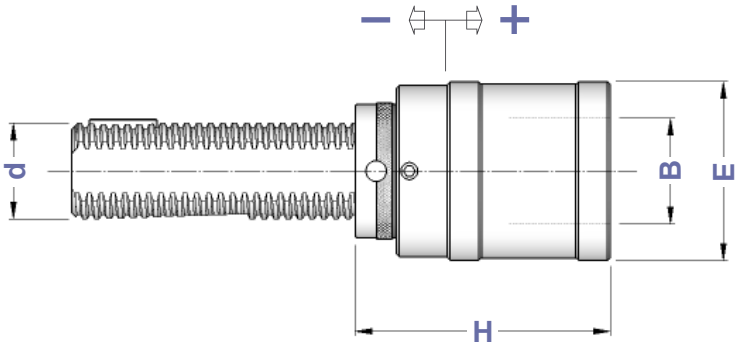

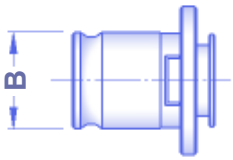

Bussole a maschiare
Tap Adapters
Pag. 172 - 175

I maschiatori sono fornibili anche con la sola compensazione a trazione (SFILAMENTO)
Tap holders are also available with traction compensation only (TENSION ONLY)

DIN 228 - A

PORTAPINZE ER - GHIERA MINI CON FILETTO

ER - DIN 6499 COLLET CHUCKS WITH THREAD - MINI NUT

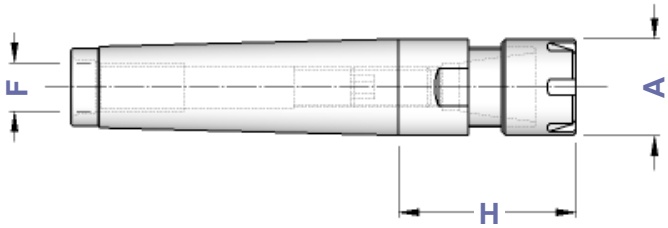

TIPO	Art.	H	A	F	CAPACITA'				
CM 1 A - ER 11 GM	**3509**	25	16	M 6	1 ÷ 7	0181	0432	5718	5573
CM 1 A - ER 16 GM	**3510**	40	22	M 6	1 ÷ 10	0181	1229	5719	0364
CM 2 A - ER 16 GM	**3511**	42	22	M 10	1 ÷ 10	0186	1229	5719	0364
CM 2 A - ER 20 GM	**3512**	50	28	M 10	1 ÷ 13	0186	1230	5720	0787
CM 2 A - ER 25 GM	**3513**	54	35	M 10	1 ÷ 16	0186	1231	5721	0996
CM 3 A - ER 16 GM	**3516**	43	22	M 12	1 ÷ 10	0186	1229	5719	0364
CM 3 A - ER 20 GM	**3517**	47	28	M 12	1 ÷ 13	0188	1230	5720	0787
CM 3 A - ER 25 GM	**3518**	58	35	M 12	1 ÷ 16	0188	1231	5721	0996

DIN 228 - B

PORTAPINZE ER - GHIERA MINI CON TENONE

ER - DIN 6499 COLLET CHUCKS WITH TONQUE - MINI NUT

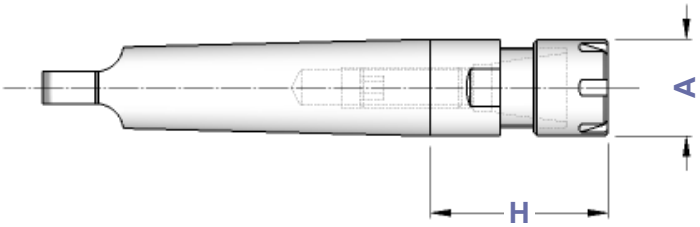

TIPO	Art.	H	A	CAPACITA'				
CM 1 - ER 11 GM	**8613**	25	16	1 ÷ 7	0181	0432	5718	5573
CM 1 - ER 16 GM	**8614**	40	22	1 ÷ 10	0181	1229	5719	0364
CM 2 - ER 16 GM	**8615**	42	22	1 ÷ 10	0186	1229	5719	0364
CM 2 - ER 20 GM	**8616**	50	28	1 ÷ 13	0186	1230	5720	0787
CM 2 - ER 25 GM	**8617**	54	35	1 ÷ 16	0186	1231	5721	0996
CM 3 - ER 16 GM	**8618**	43	22	1 ÷ 10	0186	1229	5719	0364
CM 3 - ER 20 GM	**8619**	47	28	1 ÷ 13	0188	1230	5720	0787
CM 3 - ER 25 GM	**8620**	58	35	1 ÷ 16	0188	1231	5721	0996

Con le composizioni che trovate da pagina 9 a pagina 19, è possibile realizzare la cassetta KIT di vostro interesse

Whith sets you find from page 9 to page 19 it becomes easy to realize KIT cases that meet your needs.

DIN 228 - A

PORTAPINZE ER - GHIERA ESAGONALE CON FILETTO

ER - DIN 6499 COLLET CHUCKS WITH THREAD - HEXAGONAL NUT

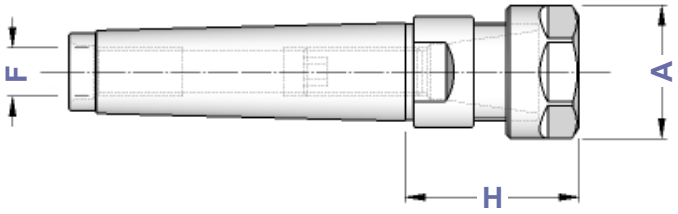

TIPO	Art.	H	A	F	CAPACITA'				
CM 1 A - ER16 GE	**8621**	40	28	M 6	1 ÷ 10	0181	1214	2906	0364
CM 2 A - ER16 GE	**8622**	42	28	M10	1 ÷ 10	0186	1214	2906	0364
CM 2 A - ER20 GE	**8623**	50	34	M10	1 ÷ 13	0186	1215	2907	0787

DIN 228 - B

PORTAPINZE ER - GHIERA ESAGONALE CON TENONE

ER - DIN 6499 COLLET CHUCKS WITH TONQUE - HEXAGONAL NUT

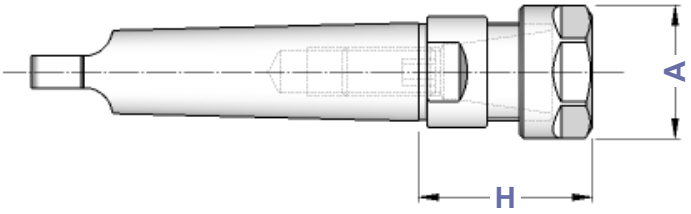

TIPO	Art.	H	A	CAPACITA'				
CM 1 - ER 16 GE	**8624**	40	28	1 ÷ 10	0181	1214	2906	0364
CM 2 - ER 16 GE	**8625**	42	28	1 ÷ 10	0186	1214	2906	0364
CM 2 - ER 20 GE	**8626**	50	34	1 ÷ 13	0186	1215	2907	0787

Con le composizioni che trovate da pagina 9 a pagina 19, è possibile realizzare la cassetta KIT di vostro interesse

Whith sets you find from page 9 to page19 it becomes easy to realize KIT cases that meet your needs.

DIN 228-A

PORTAPINZE ER - GHIERA STANDARD CON FILETTO

ER - DIN 6499 COLLET CHUCKS WITH THREAD - STANDARD NUT

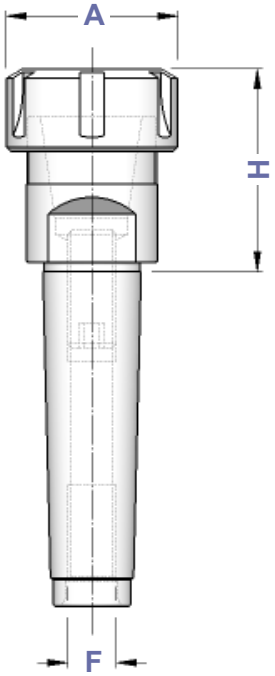

TIPO	Art.	H	A	F	CAPACITA'				
CM 1 A - ER 16	**2915**	40	32	M 6	1 ÷ 10	0181	4993	3698	0364
CM 2 A - ER 16	**2916**	42	32	M10	1 ÷ 10	0186	4993	3698	0364
CM 2 A - ER 20	**2917**	50	35	M10	1 ÷ 13	0186	4994	3699	0787
CM 2 A - ER 25	**2918**	54	42	M10	1 ÷ 16	0186	4995	3669	0996
CM 2 A - ER 32	**3310**	59	50	M10	2 ÷ 20	0186	4996	3670	0988
CM 3 A - ER 25	**2919**	53	42	M12	1 ÷ 16	0188	4995	3669	0996
CM 3 A - ER 32	**2920**	70	50	M12	2 ÷ 20	0188	4996	3670	0988
CM 3 A - ER 40	**2921**	80	63	M12	3 ÷ 30	0188	4997	3671	0821
CM 4 A - ER 32	**2922**	60	50	M16	2 ÷ 20	0190	4996	3670	0988
CM 4 A - ER 40	**2923**	81	63	M16	3 ÷ 30	0190	4997	3671	0821
CM 4 A - ER 50	**2924**	96	78	M16	6 ÷ 34	0190	4998	3668	4055
CM 5 A - ER 32	**2902**	50	50	M20	2 ÷ 20	0191	4996	3670	0988
CM 5 A - ER 40	**2925**	81	63	M20	3 ÷ 30	0195	4997	3671	0821
CM 5 A - ER 50	**2926**	91	78	M20	6 ÷ 34	0195	4998	3668	4055

CASSETTE CON SERIE RIDOTTA DI PINZE ER, MANDRINO E CHIAVE

EQUIPMENT BOXES WITH REDUCED SET OF ER COLLETS

TIPO	Art.				
KIT Rid CM 2 A - ER 25	**7524**	2918	3695	3669	0996: ø 4-6-8-10-12-16
KIT Rid CM 2 A - ER 32	**7525**	3310	3695	3670	0988: ø 4-6-8-10-12-16-20
KIT Rid CM 3 A - ER 25	**7526**	2919	3695	3669	0996: ø 4-6-8-10-12-16
KIT Rid CM 3 A - ER 32	**7527**	2920	3695	3670	0988: ø 4-6-8-10-12-16-20
KIT Rid CM 3 A - ER 40	**7528**	2921	3695	3671	0821: ø 4-6-8-10-12-16-20-25
KIT Rid CM 4 A - ER 32	**7529**	2922	3695	3670	0988: ø 4-6-8-10-12-16-20
KIT Rid CM 4 A - ER 40	**7530**	2923	3695	3671	0821: ø 4-6-8-10-12-16-20-25

CASSETTE CON SERIE COMPLETA DI PINZE ER, MANDRINO E CHIAVE

EQUIPMENT BOXES WITH COMPLETE SET OF ER COLLETS

TIPO	Art.				
KIT CM 2 A - ER 25	**7508**	2918	3695	3669	0996: Ø 2 ÷ 16 (15 Pinze)
KIT CM 2 A - ER 32	**7509**	3310	3695	3670	0988: Ø 3 ÷ 20 (18 Pinze)
KIT CM 3 A - ER 25	**7510**	2919	3695	3669	0996: Ø 2 ÷ 16 (15 Pinze)
KIT CM 3 A - ER 32	**7511**	2920	3695	3670	0988: Ø 3 ÷ 20 (18 Pinze)
KIT CM 3 A - ER 40	**7512**	2921	3695	3671	0821: Ø 4 ÷ 26 (23 Pinze)
KIT CM 4 A - ER 32	**7513**	2922	3695	3670	0988: Ø 3 ÷ 20 (18 Pinze)
KIT CM 4 A - ER 40	**7514**	2923	3695	3671	0821: Ø 4 ÷ 26 (23 Pinze)

DIN 228 - B

PORTAPINZE ER - GHIERA STANDARD CON TENONE

ER - DIN 6499 COLLET CHUCKS WITH TONQUE - STANDARD NUT

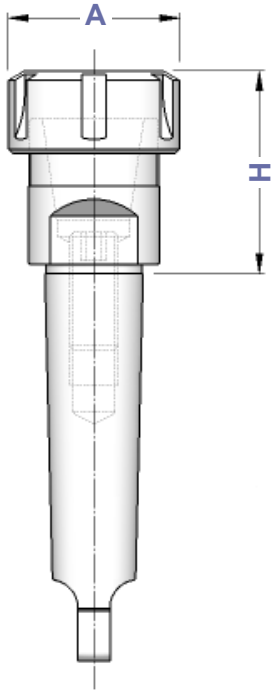

TIPO	Art.	H	A	CAPACITA'				
CM 1 - ER 16	**8627**	40	32	1 ÷ 10	0181	4993	3698	0364
CM 2 - ER 16	**8628**	42	32	1 ÷ 10	0186	4993	3698	0364
CM 2 - ER 20	**8629**	50	35	1 ÷ 13	0186	4994	3699	0787
CM 2 - ER 25	**8630**	54	42	1 ÷ 16	0186	4995	3669	0996
CM 2 - ER 32	**8631**	59	50	2 ÷ 20	0186	4996	3670	0988
CM 3 - ER 25	**8632**	53	42	1 ÷ 16	0188	4995	3669	0996
CM 3 - ER 32	**8633**	70	50	2 ÷ 20	0188	4996	3670	0988
CM 3 - ER 40	**8634**	80	63	3 ÷ 30	0188	4997	3671	0821
CM 4 - ER 32	**8635**	60	50	2 ÷ 20	0190	4996	3670	0988
CM 4 - ER 40	**8636**	81	63	3 ÷ 30	0190	4997	3671	0821
CM 4 - ER 50	**8637**	96	78	6 ÷ 34	0190	4998	3668	4055
CM 5 - ER 32	**8638**	50	50	2 ÷ 20	0191	4996	3670	0988
CM 5 - ER 40	**8639**	81	63	3 ÷ 30	0195	4997	3671	0821
CM 5 - ER 50	**8640**	91	78	6 ÷ 34	0195	4998	3668	4055

CASSETTE CON SERIE RIDOTTA DI PINZE ER, MANDRINO E CHIAVE

EQUIPMENT BOXES WITH REDUCED SET OF ER COLLETS

TIPO	Art.				
KIT Rid CM 2 - ER 25	**7727**	8630	3695	3669	0996: ø 4-6-8-10-12-16
KIT Rid CM 2 - ER 32	**7728**	8631	3695	3670	0988: ø 4-6-8-10-12-16-20
KIT Rid CM 3 - ER 25	**7729**	8632	3695	3669	0996: ø 4-6-8-10-12-16
KIT Rid CM 3 - ER 32	**7730**	8633	3695	3670	0988: ø 4-6-8-10-12-16-20
KIT Rid CM 3 - ER 40	**7731**	8634	3695	3671	0821: ø 4-6-8-10-12-16-20-25
KIT Rid CM 4 - ER 32	**7732**	8635	3695	3670	0988: ø 4-6-8-10-12-16-20
KIT Rid CM 4 - ER 40	**7733**	8636	3695	3671	0821: ø 4-6-8-10-12-16-20-25

CASSETTE CON SERIE COMPLETA DI PINZE ER, MANDRINO E CHIAVE

EQUIPMENT BOXES WITH COMPLETE SET OF ER COLLETS

TIPO	Art.				
KIT CM 2 - ER 25	**7734**	8630	3695	3669	0996: Ø 2 ÷ 16 (15 Pinze)
KIT CM 2 - ER 32	**7735**	8631	3695	3670	0988: Ø 3 ÷ 20 (18 Pinze)
KIT CM 3 - ER 25	**7736**	8632	3695	3669	0996: Ø 2 ÷ 16 (15 Pinze)
KIT CM 3 - ER 32	**7737**	8633	3695	3670	0988: Ø 3 ÷ 20 (18 Pinze)
KIT CM 3 - ER 40	**7738**	8634	3695	3671	0821: Ø 4 ÷ 26 (23 Pinze)
KIT CM 4 - ER 32	**7739**	8635	3695	3670	0988: Ø 3 ÷ 20 (18 Pinze)
KIT CM 4 - ER 40	**7740**	8636	3695	3671	0821: Ø 4 ÷ 26 (23 Pinze)

DIN 228 - B

MANDRINI AUTOSERRANTI INTEGRALI - ROTAZIONE DESTRA
MONOLITHIC DRILL CHUCKS - RIGHT SPIN

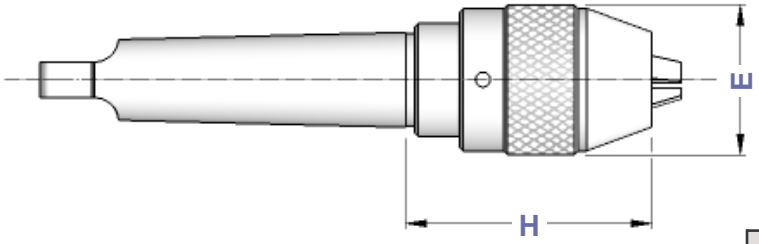

Precisione di rotazione: 0,05 mm
Runout accuracy: 0,05 mm

TIPO	Art.	CAPACITA'	E	H	
CM 2 - DC 13	**8646**	1 ÷ 13	50	86	2370
CM 3 - DC 13	**8647**	1 ÷ 13	50	86	2370
CM 3 - DC 16	**8648**	3 ÷ 16	57	90	2371
CM 4 - DC 13	**8649**	1 ÷ 13	50	87	2370
CM 4 - DC 16	**8650**	3 ÷ 16	57	91	2371

DIN 228 - B

MANDRINI AUTOSERRANTI INTEGRALI - ROTAZIONE DESTRA E SINISTRA
MONOLITHIC DRILL CHUCKS - RIGHT & LEFT SPIN

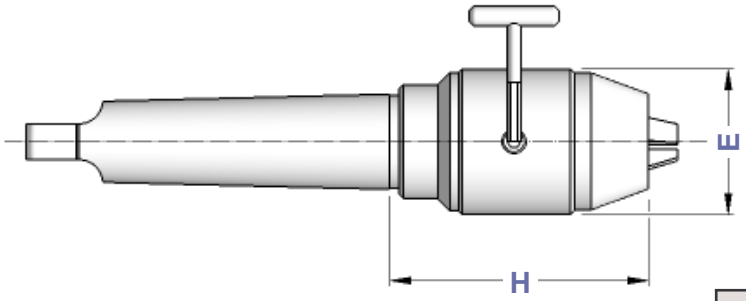

Precisione di rotazione: 0,05 mm
Runout accuracy: 0,05 mm

TIPO	Art.	CAPACITA'	E	H	
CM 2 - DC**U** 13	**8651**	1 ÷ 13	50	87	2372
CM 3 - DC**U** 13	**8652**	1 ÷ 13	50	87	2372
CM 3 - DC**U** 16	**8653**	3 ÷ 16	50	92	
CM 4 - DC**U** 13	**8654**	1 ÷ 13	50	88	2372
CM 4 - DC**U** 16	**8655**	3 ÷ 16	50	94	

DIN 317

CACCIACONI
CONE EJECTORS

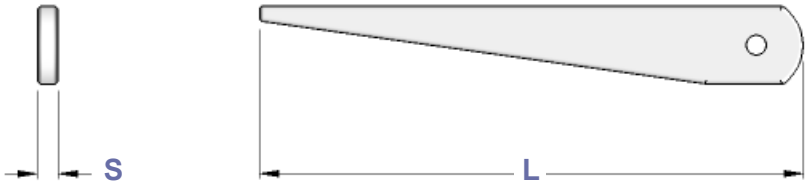

TIPO	Art.	L	S
BC.CM 0	**5235**	90	2
BC.CM 1	**5236**	140	5
BC.CM 2			
BC.CM 3	**5237**	190	7
BC.CM 4	**5238**	225	10
BC.CM 5	**5239**	265	15
BC.CM 6			

DIN 6329

PINZE CONO MORSE PER PUNTE
MT COLLETS FOR TWIST DRILLS

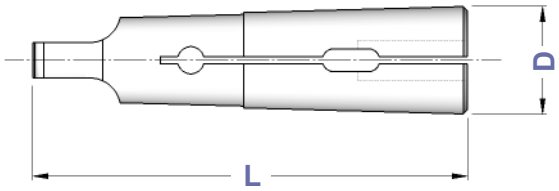

TIPO	Art.	CAPACITA'	D	L	Einheits
CM 0 - **PUNTE**	**5570 P**	1,5 ÷ 5,5	9,0	59,5	510E
CM 1 - **PUNTE**	**0640 P**	1,5 ÷ 10,0	12,2	65,5	511E
CM 2 - **PUNTE**	**0641 P**	3,0 ÷ 15,0	18,0	80,0	514E
CM 3 - **PUNTE**	**0642 P**	8,0 ÷ 20,0	24,0	99,0	545E
CM 4 - **PUNTE**	**0643 P**	12,0 ÷ 25,0	31,5	124,0	548E
CM 5 - **PUNTE**	**5571 P**	20,0 ÷ 36,0	44,5	156,2	599E

DIN 6328

PINZE CONO MORSE PER MASCHI
MT COLLETS FOR MILLING CUTTERS

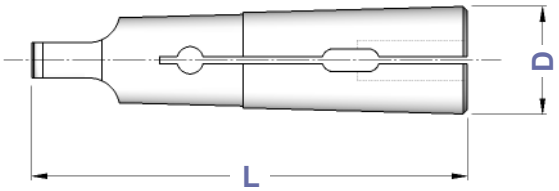

TIPO	Art.	CAPACITA'	D	L	Einheits
CM 0 - **MASCHI**	**5570 M**	2,5 ÷ 4,5	9,0	59,5	500E
CM 1 - **MASCHI**	**0640 M**	2,5 ÷ 10,0	12,2	65,5	501E
CM 2 - **MASCHI**	**0641 M**	4,5 ÷ 14,0	18,0	80,0	504E
CM 3 - **MASCHI**	**0642 M**	8,0 ÷ 18,0	24,0	99,0	535E
CM 4 - **MASCHI**	**0643 M**	12,0 ÷ 25,0	31,5	124,0	538E
CM 5 - **MASCHI**	**5571 M**	18,0 ÷ 36,0	44,5	156,2	589E

UNI 4702

PINZE CONO MORSE CON FILETTO
THREADED MT COLLETS

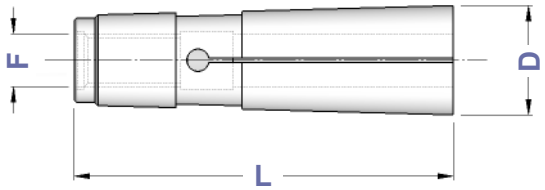

TIPO	Art.	F	CAPACITA'	D	L	Einheits
CM 2	**0752**	M 10	1 ÷ 14	18,0	69,0	503E
CM 3	**0712**	M 12	3 ÷ 18	24,1	85,5	536E
CM 4	**0865**	M 16	4 ÷ 25	31,6	108,5	539E

DIN 228 A ⇨ B

TENONI
TONQUES

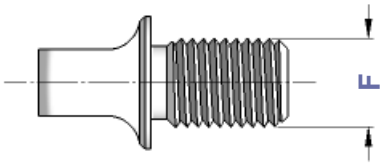

TIPO	Art.	F
T.CM 1 - M 6	**4079**	M 6
T.CM 2 - M 10	**4080**	M 10
T.CM 3 - M 12	**4081**	M 12
T.CM 4 - M 16	**4082**	M 16
T.CM 5 - M 20	**4083**	M 20

DIN 228-A

PORTA ALESATORI OSCILLANTI CON ATTACCO CM CON PINZA ER

FLOATING REAMER HOLDERS WITH ER - DIN 6499 COLLET

TIPO	Art.	A	E	H	F	CAPACITA'			
CM2 RM - ER 16	**3532**	32	40	55	M10	1 ÷ 10	4993	3698	0364
CM2 RM - ER 20	**3533**	35	40	60	M10	1 ÷ 13	4994	3699	0787
CM3 RM - ER 25	**3534**	42	61	63	M12	1 ÷ 16	4995	3669	0996
CM3 RM - ER 32	**3535**	50	61	75	M12	2 ÷ 20	4996	3670	0988

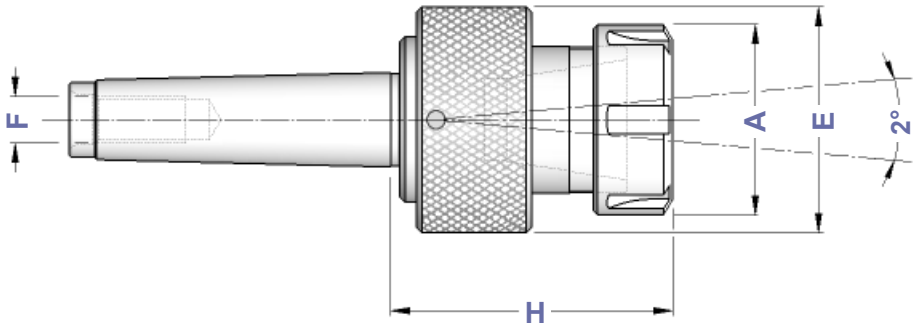

DIN 217

PORTA ALESATORI A MANICOTTO CON ATTACCO CM CON ESTRATTORE

MT SHELL REAMER HOLDERS WITH EJECTOR

TIPO	Art.	D	L	Lt	
PA.CM2 - D.10	**1906**	10	40	220	0283
PA.CM3 - D.13	**1907**	13	45	250	0286
PA.CM3 - D.16	**1913**	16	50	261	0289
PA.CM3 - D.19	**1914**	19	56	270	0301
PA.CM3 - D.22	**1922**	22	63	278	0302
PA.CM4 - D.19	**1925**	19	56	298	0301
PA.CM4 - D.22	**1939**	22	63	312	0302
PA.CM4 - D.27	**1944**	27	71	325	0304
PA.CM4 - D.32	**1945**	32	80	345	0306
PA.CM5 - D.27	**1946**	27	71	359	0304
PA.CM5 - D.32	**1964**	32	80	376	0306
PA.CM5 - D.40	**1966**	40	90	396	0313
PA.CM5 - D.50	**1972**	50	100	416	0318

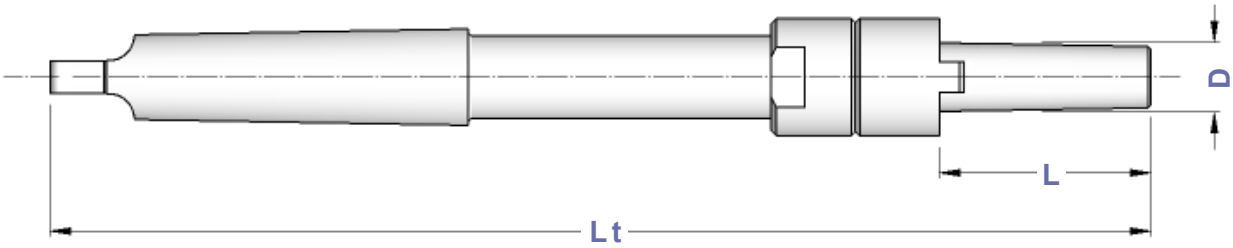

DIN 228 - A

PORTAFRESE COMBINATI A CM CON FILETTO

MORSE TAPER SHANK WITH THREAD DIN 6358 SHELL END MILL HOLDERS

TIPO	Art.	D	H	L1	L	E	F			
CM 2 A - D. 16 C	**4420**	16	37	27	17	32	M10	4090	0115	4985
CM 2 A - D. 22 C	**4421**	22	42	31	19	40	M10	4091	0116	4986
CM 3 A - D. 16 C	**4292**	16	37	27	17	32	M12	4090	0115	4985
CM 3 A - D. 22 C	**4293**	22	42	31	19	40	M12	4091	0116	4986
CM 3 A - D. 27 C	**4294**	27	42	33	21	48	M12	4092	0122	4987
CM 3 A - D. 32 C	**4295**	32	63	38	24	58	M12	4093	0125	4988
CM 4 A - D. 16 C	**4296**	16	55	27	17	32	M16	4090	0115	4985
CM 4 A - D. 22 C	**4297**	22	55	31	19	40	M16	4091	0116	4986
CM 4 A - D. 27 C	**4298**	27	55	33	21	48	M16	4092	0122	4987
CM 4 A - D. 32 C	**4299**	32	55	38	24	58	M16	4093	0125	4988
CM 5 A - D. 22 C	**4422**	22	75	31	19	40	M20	4091	0116	4986
CM 5 A - D. 27 C	**4423**	27	75	33	21	48	M20	4092	0122	4987
CM 5 A - D. 32 C	**4424**	32	75	38	24	58	M20	4093	0125	4988
CM 5 A - D. 40 C	**4425**	40	75	41	27	70	M20	4094	0133	4989

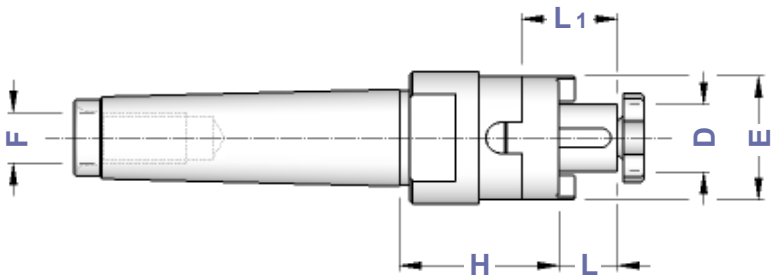

DIN 228 - B

PORTAFRESE COMBINATI A CM CON TENONE

MORSE TAPER SHANK WITH TONQUE DIN 6358 SHELL END MILL HOLDERS

TIPO	Art.	D	H	L1	L	E			
CM 2 - D. 16 C	**8656**	16	37	27	17	32	4090	0115	4985
CM 2 - D. 22 C	**8657**	22	42	31	19	40	4091	0116	4986
CM 3 - D. 16 C	**8658**	16	37	27	17	32	4090	0115	4985
CM 3 - D. 22 C	**8659**	22	42	31	19	40	4091	0116	4986
CM 3 - D. 27 C	**8660**	27	42	33	21	48	4092	0122	4987
CM 3 - D. 32 C	**8661**	32	63	38	24	58	4093	0125	4988
CM 4 - D. 16 C	**8662**	16	55	27	17	32	4090	0115	4985
CM 4 - D. 22 C	**8663**	22	55	31	19	40	4091	0116	4986
CM 4 - D. 27 C	**8664**	27	55	33	21	48	4092	0122	4987
CM 4 - D. 32 C	**8665**	32	55	38	24	58	4093	0125	4988
CM 5 - D. 22 C	**8666**	22	75	31	19	40	4091	0116	4986
CM 5 - D. 27 C	**8667**	27	75	33	21	48	4092	0122	4987
CM 5 - D. 32 C	**8668**	32	75	38	24	58	4093	0125	4988
CM 5 - D. 40 C	**8669**	40	75	41	27	70	4094	0133	4989

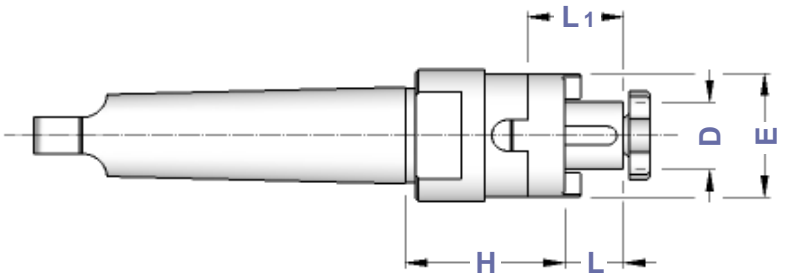

DIN 228-A

MASCHIATORI CAMBIO RAPIDO A CM CON FILETTO SENZA COMPENSAZIONE

QUICK CHANGE TAP HOLDERS WITH THREAD WITHOUT COMPENSATION

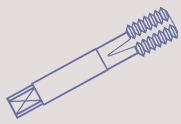

TIPO	Art.	H	E	B	F	
CM 2 A FISSO - B. 1	**4696**	44	36	19	M10	M 3 ÷ M 12 (*M16)
CM 2 A FISSO - B. 2	**4697**	61	53	31	M10	M 6 ÷ M 20 (*M30)
CM 3 A FISSO - B. 1	**4698**	44	36	19	M12	M 3 ÷ M 12 (*M16)
CM 3 A FISSO - B. 2	**4699**	61	53	31	M12	M 6 ÷ M 20 (*M30)

* Bussole con grani
Adapters with screws

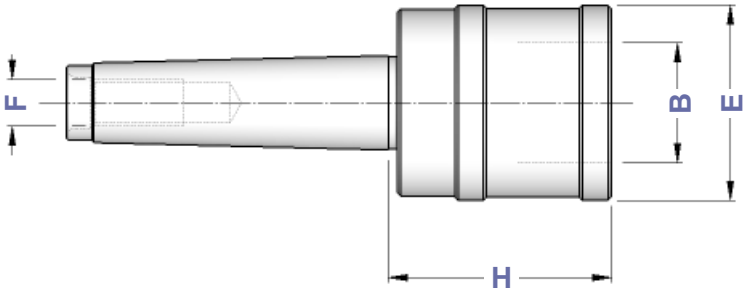

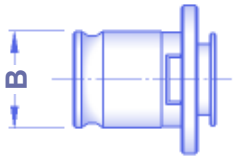

Bussole a maschiare
Tap Adapters
Pag. 172 - 175

DIN 228-B

MASCHIATORI CAMBIO RAPIDO A CM CON TENONE SENZA COMPENSAZIONE

QUICK CHANGE TAP HOLDERS WITH TONQUE WITHOUT COMPENSATION

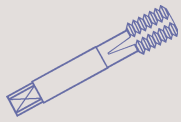

TIPO	Art.	H	E	B	
CM 1 FISSO - B. 0	**4279**	39	26	13	M 1 ÷ M 10
CM 2 FISSO - B. 0	**4282**	40	26	13	M 1 ÷ M 10
CM 2 FISSO - B. 1	**4283**	45	36	19	M 3 ÷ M 12 (*M16)
CM 2 FISSO - B. 2	**4027**	61	50	31	M 6 ÷ M 20 (*M30)
CM 3 FISSO - B. 1	**4284**	45	36	19	M 3 ÷ M 12 (*M16)
CM 3 FISSO - B. 2	**4285**	61	50	31	M 6 ÷ M 20 (*M30)
CM 4 FISSO - B. 2	**4340**	61	50	31	M 6 ÷ M 20 (*M30)

* Bussole con grani
Adapters with screws

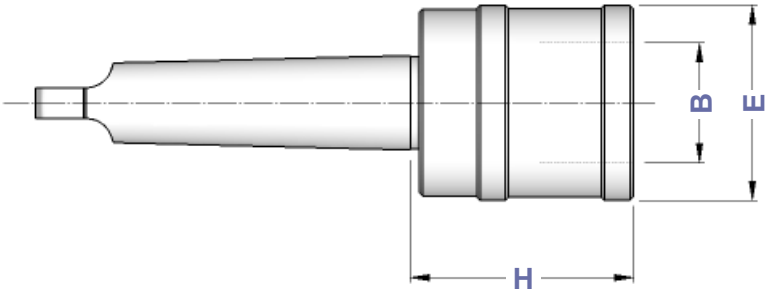

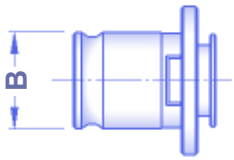

Bussole a maschiare
Tap Adapters
Pag. 172 - 175

DIN 228-A

MASCHIATORI CAMBIO RAPIDO A CM CON FILETTO
DOPPIA COMPENSAZIONE

DOUBLE COMPENSATION QUICK CHANGE TAP HOLDERS WITH THREAD

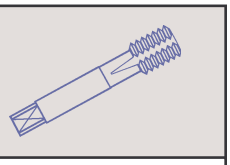

TIPO	Art.	H	E	B	F	COMPENSAZIONE	
CM 2 A - B. 0	**4287**	44	26	13	M10	- 6,5 + 6,5	M 1 ÷ M 10
CM 2 A - B. 1	**4286**	46	36	19	M10	- 7,5 + 7,5	M 3 ÷ M 12 (*M16)
CM 3 A - B. 1	**4288**	46	36	19	M12	- 7,5 + 7,5	M 3 ÷ M 12 (*M16)
CM 3 A - B. 2	**4289**	70	53	31	M12	- 12,5 + 12,5	M 6 ÷ M 20 (*M30)
CM 4 A - B. 2	**4290**	71	53	31	M16	- 12,5 + 12,5	M 6 ÷ M 20 (*M30)
CM 4 A - B. 3	**4291**	104	78	48	M16	- 20,0 + 20,0	M14 ÷ M 33 (*M48)
CM 5 A - B. 3	**4426**	104	78	48	M20	- 20,0 + 20,0	M14 ÷ M 33 (*M48)

* Bussole con grani
Adapters with screws

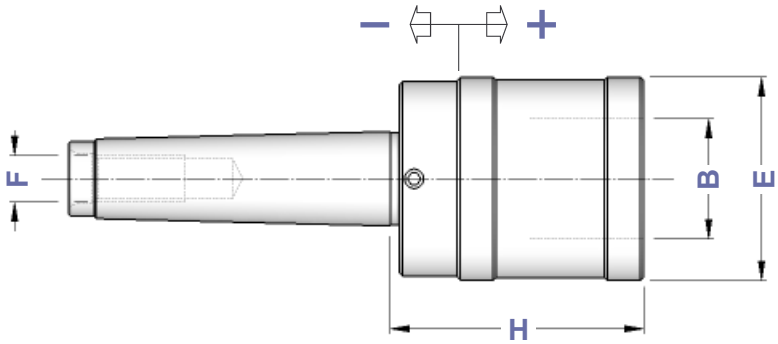

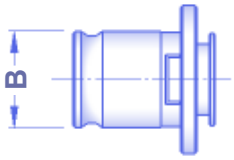

Bussole a maschiare
Tap Adapters
Pag. 172 - 175

I maschiatori sono fornibili anche con la sola compensazione a trazione (SFILAMENTO)
Tap holders are also available with traction compensation only (TENSION ONLY)

DIN 228-B

MASCHIATORI CAMBIO RAPIDO A CM CON TENONE
DOPPIA COMPENSAZIONE

DOUBLE COMPENSATION QUICK CHANGE TAP HOLDERS WITH TONQUE

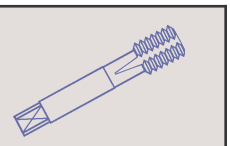

TIPO	Art.	H	E	B	COMPENSAZIONE	
CM 2 - B.0	**4278**	44	26	13	- 6,5 + 6,5	M 1 ÷ M 10
CM 2 - B.1	**3846**	46	36	19	- 7,5 + 7,5	M 3 ÷ M 12 (*M16)
CM 3 - B.1	**3847**	46	36	19	- 7,5 + 7,5	M 3 ÷ M 12 (*M16)
CM 3 - B.2	**3848**	69	53	31	- 12,5 + 12,5	M 6 ÷ M 20 (*M30)
CM 4 - B.2	**3849**	70	53	31	- 12,5 + 12,5	M 6 ÷ M 20 (*M30)
CM 4 - B.3	**3850**	104	78	48	- 20,0 + 20,0	M14 ÷ M 33 (*M48)
CM 5 - B.3	**4427**	104	78	48	- 20,0 + 20,0	M14 ÷ M 33 (*M48)

* Bussole con grani
Adapters with screws

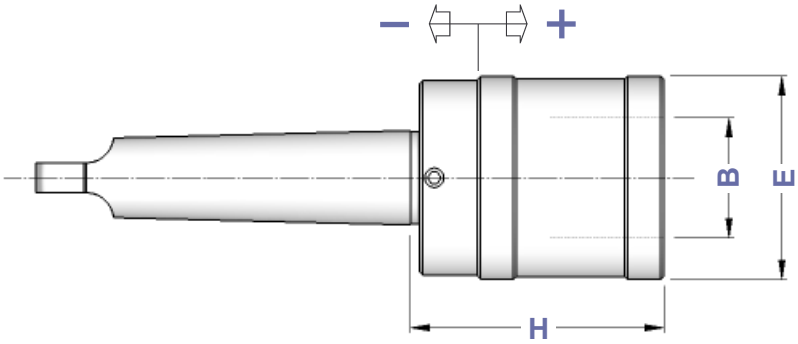

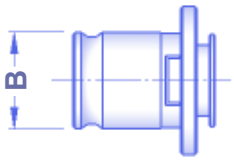

Bussole a maschiare
Tap Adapters
Pag. 172 - 175

I maschiatori sono fornibili anche con la sola compensazione a trazione (SFILAMENTO)
Tap holders are also available with traction compensation only (TENSION ONLY)

RAG

PORTAPINZE ER CON ATTACCO FAMUP RAG

FAMUP RAG SHANK ER - DIN 6499 COLLET CHUCKS

TIPO	Art.	H	A	CAPACITA'					
CM4 FAMUP RAG - ER 32	**4277**	52	50	2 ÷ 20	2420	0009	4996	3670	0988
CM4 FAMUP RAG - ER 40	**4280**	55	63	3 ÷ 30	2420	0077	4997	3671	0821

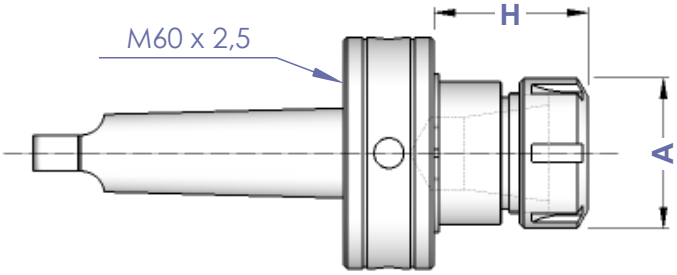

CASSETTE CON SERIE RIDOTTA DI PINZE ER MANDRINO E CHIAVE

EQUIPMENT BOXES WITH REDUCED SET OF ER COLLETS

TIPO	Art.				
KIT Rid CM 4 RAG - ER 32	**7531**	4277	3695	3670	0988: ø 4 - 6 - 8 - 10 - 12 - 16 - 20
KIT Rid CM 4 RAG - ER 40	**7721**	4280	3695	3671	0821: ø 4 - 6 - 8 - 10 - 12 - 16 - 20 - 25

CASSETTE CON SERIE COMPLETA DI PINZE ER MANDRINO E CHIAVE

EQUIPMENT BOXES WITH COMPLETE SET OF ER COLLETS

TIPO	Art.				
KIT CM 4 RAG - ER 32	**7515**	4277	3695	3670	0988: Ø 3 ÷ 20 (18 Pinze)
KIT CM 4 RAG - ER 40	**7722**	4280	3695	3671	0821: Ø 4 ÷ 26 (23 Pinze)

RAG

PORTAFRESE FISSO CON ATTACCO FAMUP RAG

FAMUP RAG SHANK DIN 6357 FACE MILL HOLDERS

TIPO	Art.	D	H	L	E					
CM 4 RAG - D. 16 FISSO	**2414**	16	27	17	32	2420	0009	0041	4985	4562
CM 4 RAG - D. 22 FISSO	**2415**	22	27	19	40	2420	0009	0044	4986	4563
CM 4 RAG - D. 27 FISSO	**2416**	27	27	21	48	2420	0009	0045	4987	4564
CM 4 RAG - D. 32 FISSO	**2417**	32	27	24	58	2420	0077	0047	4988	4565

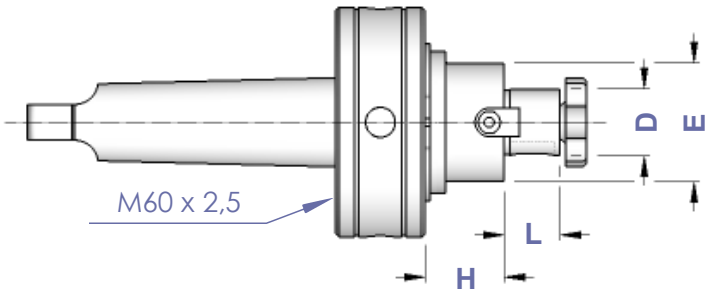

BIMAC

PORTAPINZE ER CON ATTACCO BIMAC

BIMAC SHANK ER - DIN 6499 COLLET CHUCKS

TIPO	Art.	H	A	CAPACITA'					
CM 4 BIMAC - ER 32	**4281**	52	50	2 ÷ 20	2423	0009	4996	3670	0988
CM 4 BIMAC - ER 40	**4354**	55	63	3 ÷ 30	2423	0077	4997	3671	0821

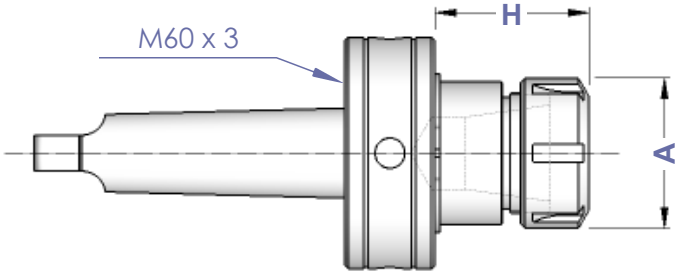

CASSETTE CON SERIE RIDOTTA DI PINZE ER MANDRINO E CHIAVE

EQUIPMENT BOXES WITH REDUCED SET OF ER COLLETS

TIPO	Art.				
KIT Rid CM 4 BIMAC - ER 32	**7723**	4281	3695	3670	0988: ø 4 - 6 - 8 - 10 - 12 - 16 - 20
KIT Rid CM 4 BIMAC - ER 40	**7724**	4354	3695	3671	0821: ø 4 - 6 - 8 - 10 - 12 - 16 - 20 - 25

CASSETTE CON SERIE COMPLETA DI PINZE ER MANDRINO E CHIAVE

EQUIPMENT BOXES WITH COMPLETE SET OF ER COLLETS

TIPO	Art.				
KIT CM 4 BIMAC - ER 32	**7725**	4281	3695	3670	0988: Ø 3 ÷ 20 (18 Pinze)
KIT CM 4 BIMAC - ER 40	**7726**	4354	3695	3671	0821: Ø 4 ÷ 26 (23 Pinze)

BIMAC

PORTAFRESE FISSO CON ATTACCO BIMAC

BIMAC SHANK DIN 6357 FACE MILL HOLDERS

TIPO	Art.	D	H	L	E					
CM 4 BIMAC - D. 16 FISSO	**2260**	16	27	17	32	2423	0009	0041	4985	4562
CM 4 BIMAC - D. 22 FISSO	**2261**	22	27	19	40	2423	0009	0044	4986	4563
CM 4 BIMAC - D. 27 FISSO	**2262**	27	27	21	48	2423	0009	0045	4987	4564
CM 4 BIMAC - D. 32 FISSO	**2263**	32	27	24	58	2423	0077	0047	4988	4565

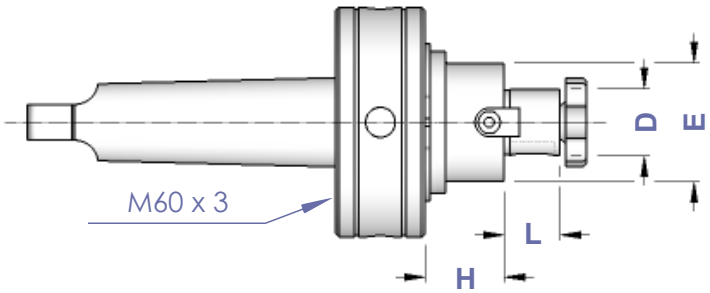

DIN 806	CONTROPUNTE ATTACCO CM IN **ACCIAIO** *STEEL TYPE MORSE TAPER SHANK TAILSTOCKS*	CP.A

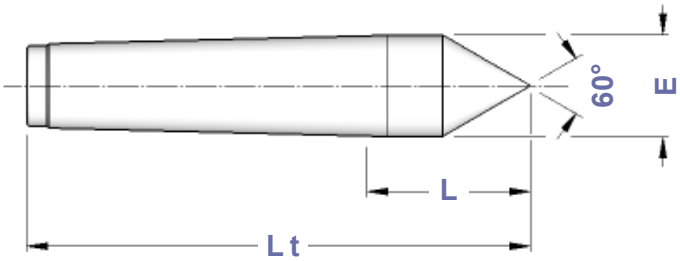

TIPO	Art.	E	L	Lt
CP. A - CM 1	**4335**	12,2	26,5	80
CP. A - CM 2	**4336**	18,0	36,0	100
CP. A - CM 3	**4337**	24,1	44,0	125
CP. A - CM 4	**4338**	31,6	57,5	160
CP. A - CM 5	**4339**	44,7	70,5	200
CP. A - CM 6	**8487**	63,8	88,0	270

DIN 806	CONTROPUNTE ATTACCO CM CON **METALLO DURO** *MORSE TAPER SHANK TAILSTOCKS WITH SOLID CARBIDE*	CP.W

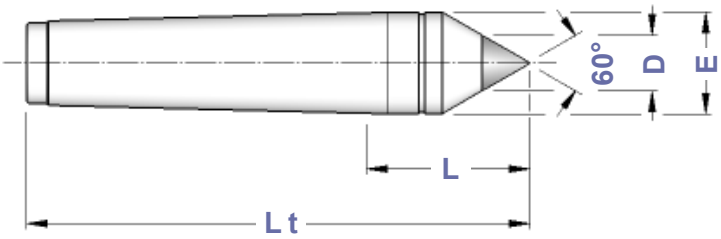

TIPO	Art.	D	E	L	Lt
CP. W - CM 1	**3957**	7	12,2	26,5	80
CP. W - CM 2	**4341**	7	18,0	36,0	100
CP. W - CM 3	**4342**	11	24,1	44,0	125
CP. W - CM 4	**4343**	14	31,6	57,5	160
CP. W - CM 5	**4344**	18	44,7	70,5	200
CP. W - CM 6	**8488**	18	63,8	88,0	270

DIN 806	CONTROPUNTE PER RETTIFICA CON **METALLO DURO** *MT SHANK TAILSTOCKS WITH SOLID CARBIDE FOR GRINDING*	CP.WR

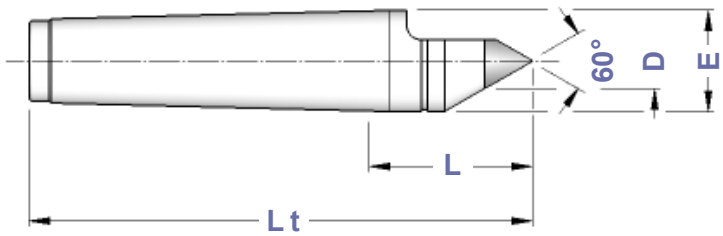

TIPO	Art.	D	E	L	Lt
CP. WR - CM 1	**3959**	7	12,2	26,5	80
CP. WR - CM 2	**4345**	7	18,0	36,0	100
CP. WR - CM 3	**4346**	11	24,1	44,0	125
CP. WR - CM 4	**4347**	14	31,6	57,5	160
CP. WR - CM 5	**4348**	18	44,7	70,5	200
CP. WR - CM 6	**8489**	18	63,8	88,0	270

DIN 807	CONTROPUNTE ATTACCO CM IN ACCIAIO CON ESTRATTORE *STEEL TAILSTOCKS WITH EXTRACTOR*	CP.E

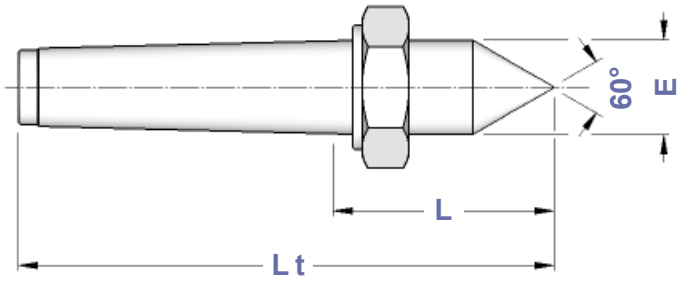

TIPO	Art.	E	L	Lt
CP. E - CM 1	**5380**	12,2	26,5	80
CP. E - CM 2	**5381**	18,0	36,0	100
CP. E - CM 3	**5382**	24,1	44,0	125
CP. E - CM 4	**5383**	31,6	57,5	160
CP. E - CM 5	**5384**	44,7	70,5	200
CP. E - CM 6	**8490**	63,8	88,0	270

DIN 807	CONTROPUNTE ATTACCO CM IN ACCIAIO CON ESTRATTORE - TIPO COPY *STEEL TAILSTOCKS WITH EXTRACTOR - COPY TYPE*	CP.EL

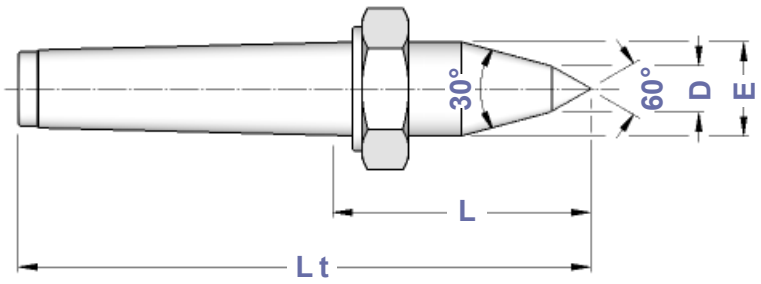

TIPO	Art.	D	E	L	Lt
CP. EL - CM 1	**8491**	5	12,2	26,5	80,0
CP. EL - CM 2	**5385**	10	18,0	54,0	118,0
CP. EL - CM 3	**5386**	10	24,1	67,0	148,0
CP. EL - CM 4	**5387**	14	31,6	84,0	186,5
CP. EL - CM 5	**5388**	16	44,7	112,5	242,0
CP. EL - CM 6	**8492**	20	63,8	148,0	330,0

TP	TAMPONI PULITORI PER SEDE CONO MORSE *MORSE TAPER CLEANERS*

TIPO	Art.
TP - CM. 1	**4411**
TP - CM. 2	**4412**
TP - CM. 3	**4413**
TP - CM. 4	**4414**
TP - CM. 5	**4415**
TP - CM. 6	**5065**

La gamma completa di Tamponi Pulitori si trova a pagina 196 di questo Catalogo
Complete range of Taper Cleaners is on page 196 in this Catalogue

CP.R

CONTROPUNTE ROTANTI CON ATTACCO CM

MORSE TAPER SHANK ROTARY TAILSTOCKS

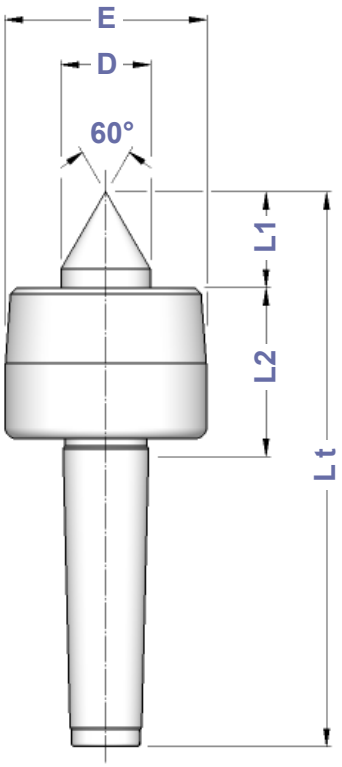

TIPO STANDARD

STANDARD TYPE

TIPO	Art.	E	D	L1	L2	Lt	Rpm Max	Kg. Max
CP. RS - CM 1	**4349**	36	15	17,0	43,5	114,0	7000	100
CP. RS - CM 2	**4350**	45	20	24,0	41,0	129,0	7000	200
CP. RS - CM 3	**4351**	60	25	31,0	48,5	160,5	5000	500
CP. RS - CM 4	**4352**	70	32	41,0	61,5	205,0	3800	800
CP. RS - CM 5	**4353**	90	40	50,5	78,5	258,5	3000	2000
CP. RS - CM 6	**8330**	105	50	57,5	94,5	334,0	2600	3500

TIPO A DOPPIA SFERA

DOUBLE SPHERES TYPE

TIPO	Art.	E	D	L1	L2	Lt	Rpm Max	Kg. Max
CP. RD - CM 2	**5311**	32	15	20	42	126,0	6000	200
CP. RD - CM 3	**5312**	34	15	20	43	144,0	6000	400
CP. RD - CM 4	**5313**	43	20	26	50	178,5	6000	800
CP. RD - CM 5	**5314**	58	30	39	66	234,5	4000	1200

CP.RC

CONTROPUNTE ROTANTI COPY CON ATTACCO CM

MORSE TAPER SHANK COPY ROTARY TAILSTOCKS

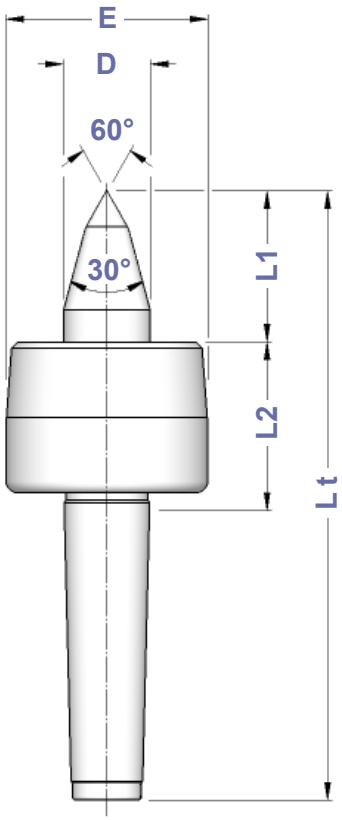

TIPO COPY STANDARD

STANDARD COPY TYPE

TIPO	Art.	E	D	L1	L2	Lt	Rpm Max	Kg. Max
CP. RCS - CM 1	**5391**	28	10	16	30,0	101,0	3800	80
CP. RCS - CM 2	**5392**	45	20	34	41,0	139,0	7000	140
CP. RCS - CM 3	**5393**	60	25	47	48,5	176,5	5000	400
CP. RCS - CM 4	**5394**	70	32	53	61,5	217,0	3800	500
CP. RCS - CM 5	**5395**	90	40	65	78,5	273,0	3000	1200
CP. RCS - CM 6	**8331**	105	50	78	94,5	354,5	2600	2500

TIPO COPY A DOPPIA SFERA

DOUBLE SPHERES COPY TYPE

TIPO	Art.	E	D	L1	L2	Lt	Rpm Max	Kg. Max
CP. RCD - CM 2	**5396**	32	15	29	42	135,0	6000	150
CP. RCD - CM 3	**5397**	34	15	30	43	154,0	6000	300
CP. RCD - CM 4	**5398**	43	20	36	50	188,5	6000	700
CP. RCD - CM 5	**5399**	58	30	46	70	245,5	4000	1000

RCM.P

RIDUZIONI A CM PASSANTI

LOOP MORSE TAPER ADAPTERS

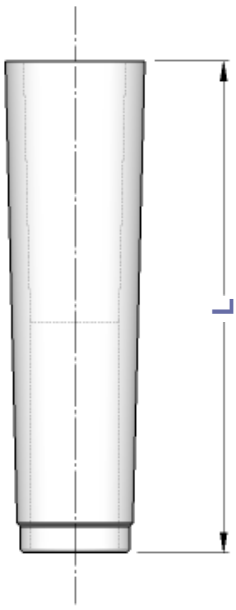

TIPO	Art.	Est.	Int.	L
RCM. P/2 - 1	**4097/2-1**	2	1	50
RCM. P/3 - 1	**4097/3-1**	3	1	55
RCM. P/3 - 2	**4097/3-2**	3	2	60
RCM. P/4 - 1	**4097/4-1**	4	1	65
RCM. P/4 - 2	**4097/4-2**	4	2	70
RCM. P/4 - 3	**4097/4-3**	4	3	75
RCM. P/5 - 2	**4097/5-2**	5	2	80
RCM. P/5 - 3	**4097/5-3**	5	3	90
RCM. P/5 - 4	**4097/5-4**	5	4	100
RCM. P/6 - 3	**4097/6-3**	6	3	110
RCM. P/6 - 4	**4097/6-4**	6	4	120
RCM. P/6 - 5	**4097/6-5**	6	5	130

RCM.E

RIDUZIONI A CM PASSANTI CON ESTRATTORE

MORSE TAPER ADAPTERS WITH EXTRACTOR

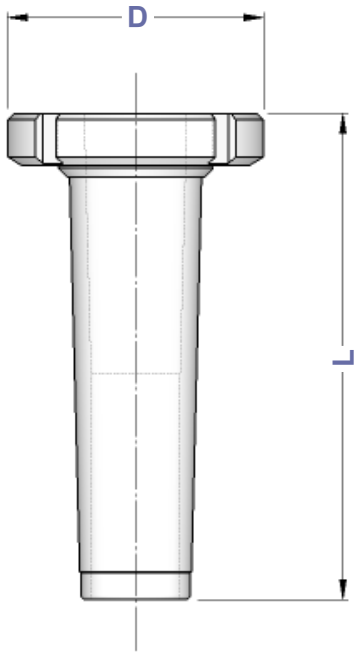

TIPO	Art.	Est.	Int.	L	D
RCM.E/2 - 1	**4042/2-1**	2	1	100	30
RCM.E/3 - 1	**4042/3-1**	3	1	112	44
RCM.E/3 - 2	**4042/3-2**	3	2	80	44
RCM.E/4 - 1	**4042/4-1**	4	1	135	51
RCM.E/4 - 2	**4042/4-2**	4	2	86	51
RCM.E/4 - 3	**4042/4-3**	4	3	91	51
RCM.E/5 - 2	**4042/5-2**	5	2	102	70
RCM.E/5 - 3	**4042/5-3**	5	3	112	70
RCM.E/5 - 4	**4042/5-4**	5	4	122	70

RIDUZIONI A CONO MORSE
MORSE TAPER ADAPTERS

DIN 2185

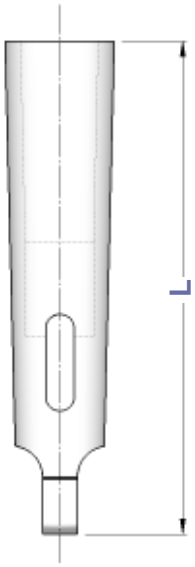

TIPO	Art.	Est.	Int.	L
RCM.C/1 -0	**4098/1-0**	1	0	80
RCM.C/2 -1	**4098/2-1**	2	1	92
RCM.C/3 -1	**4098/3-1**	3	1	99
RCM.C/3 -2	**4098/3-2**	3	2	112
RCM.C/4 -1	**4098/4-1**	4	1	124
RCM.C/4 -2	**4098/4-2**	4	2	124
RCM.C/4 -3	**4098/4-3**	4	3	140
RCM.C/5 -1	**4098/5-1**	5	1	156
RCM.C/5 -2	**4098/5-2**	5	2	156
RCM.C/5 -3	**4098/5-3**	5	3	156
RCM.C/5 -4	**4098/5-4**	5	4	171
RCM.C/6 -2	**4098/6-2**	6	2	218
RCM.C/6 -3	**4098/6-3**	6	3	218
RCM.C/6 -4	**4098/6-4**	6	4	218
RCM.C/6 -5	**4098/6-5**	6	5	218

RIDUZIONI A CM PROLUNGATE
EXTENDED MORSE TAPER ADAPTERS

DIN 2187

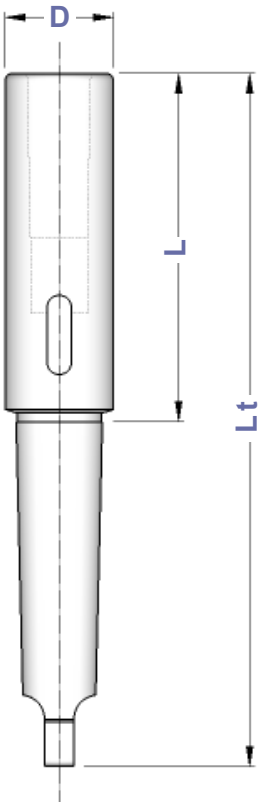

TIPO	Art.	Est.	Int.	L	Lt	D
RCM.L/1 - 1	**4099/1-1**	1	1	83	145	20
RCM.L/1 - 2	**4099/1-2**	1	2	98	160	30
RCM.L/2 - 1	**4099/2-1**	2	1	85	160	20
RCM.L/2 - 2	**4099/2-2**	2	2	100	175	30
RCM.L/ 2 - 3	**4099/2-3**	2	3	121	196	36
RCM.L/3 - 1	**4099/3-1**	3	1	81	175	20
RCM.L/3 - 2	**4099/3-2**	3	2	100	194	30
RCM.L/3 - 3	**4099/3-3**	3	3	121	215	36
RCM.L/3 - 4	**4099/3-4**	3	4	146	240	48
RCM.L/4 - 1	**4099/4-1**	4	1	82,5	200	20
RCM.L/4 - 2	**4099/4-2**	4	2	97,5	215	30
RCM.L/4 - 3	**4099/4-3**	4	3	122,5	240	36
RCM.L/4 - 4	**4099/4-4**	4	4	147,5	265	48
RCM.L/4 - 5	**4099/4-5**	4	5	182,5	300	63
RCM.L/5 - 1	**4099/5-1**	5	1	82,5	232	20
RCM.L/5 - 2	**4099/5-2**	5	2	97,5	247	30
RCM.L/5 - 3	**4099/5-3**	5	3	118,5	268	36
RCM.L/5 - 4	**4099/5-4**	5	4	150,5	300	48
RCM.L/5 - 5	**4099/5-5**	5	5	185,5	335	63
RCM.L/5 - 6	**4099/5-6**	5	6	247	396	82
RCM.L/6 - 3	**4099/6-3**	6	3	120	330	36
RCM.L/6 - 4	**4099/6-4**	6	4	145	335	48
RCM.L/6 - 5	**4099/6-5**	6	5	180	390	63
RCM.L/6 - 6	**4099/6-6**	6	6	241	451	82

PROLUNGHE A CM EXTRALUNGHE

EXTRA-EXTENDED MORSE TAPER EXTENSIONS

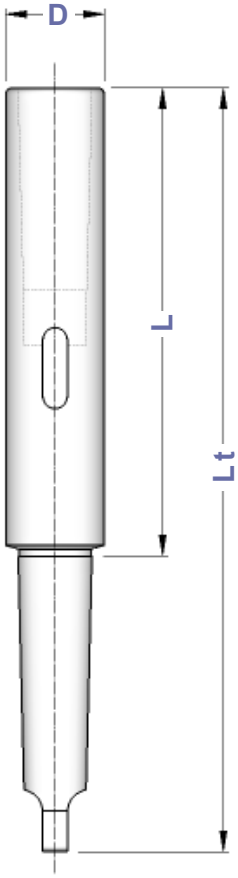

TIPO	Art.	Est.	Int.	L	Lt	D
RXL 1 - 1/200	**8800**	1	1	138	200	20
RXL 1 - 1/250	**8801**	1	1	188	250	20
RXL 1 - 1/300	**8802**	1	1	238	300	20
RXL 1 - 1/350	**8803**	1	1	288	350	20
RXL 1 - 1/400	**8804**	1	1	338	400	20
RXL 1 - 1/450	**8805**	1	1	388	450	20
RXL 1 - 1/500	**8806**	1	1	438	500	20
RXL 2 - 2/200	**8807**	2	2	125	200	25
RXL 2 - 2/250	**8808**	2	2	175	250	25
RXL 2 - 2/300	**8809**	2	2	225	300	25
RXL 2 - 2/350	**8810**	2	2	275	350	25
RXL 2 - 2/400	**8811**	2	2	325	400	25
RXL 2 - 2/450	**8812**	2	2	375	450	25
RXL 2 - 2/500	**8813**	2	2	425	500	25
RXL 2 - 2/600	**8814**	2	2	525	600	25
RXL 3 - 3/250	**8815**	3	3	156	250	32
RXL 3 - 3/300	**8816**	3	3	206	300	32
RXL 3 - 3/350	**8817**	3	3	256	350	32
RXL 3 - 3/400	**8818**	3	3	306	400	32
RXL 3 - 3/450	**8819**	3	3	356	450	32
RXL 3 - 3/500	**8820**	3	3	406	500	32
RXL 3 - 3/600	**8821**	3	3	506	600	32
RXL 4 - 4/300	**8822**	4	4	182,5	300	40
RXL 4 - 4/350	**8823**	4	4	232,5	350	40
RXL 4 - 4/400	**8824**	4	4	282,5	400	40
RXL 4 - 4/450	**8825**	4	4	332,5	450	40
RXL 4 - 4/500	**8826**	4	4	382,5	500	40
RXL 4 - 4/600	**8827**	4	4	482,5	600	40

RIDUZIONI CM PER DIN 238

MORSE TAPER ADAPTERS TO DIN 238

DIN 238

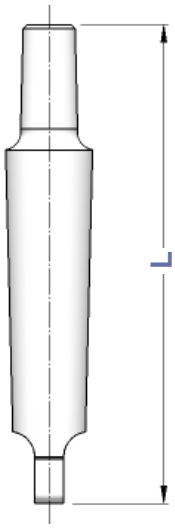

TIPO	Art.	CM	"B"	L
RCM. B/1 - B10	**4096/1-B10**	1	10	83
RCM. B/1 - B12	**4096/1-B12**	1	12	89
RCM. B/1 - B16	**4096/1-B16**	1	16	99
RCM. B/1 - B18	**4096/1-B18**	1	18	99
RCM. B/2 - B10	**4096/2-B10**	2	10	105
RCM. B/2 - B12	**4096/2-B12**	2	12	106
RCM. B/2 - B16	**4096/2-B16**	2	16	112
RCM. B/2 - B18	**4096/2-B18**	2	18	119
RCM. B/2 - B22	**4096/2-B22**	2	22	130
RCM. B/3 - B12	**4096/3-B12**	3	12	125
RCM. B/3 - B16	**4096/3-B16**	3	16	134
RCM. B/3 - B18	**4096/3-B18**	3	18	140
RCM. B/3 - B22	**4096/3-B22**	3	22	147
RCM. B/4 - B12	**4096/4-B12**	4	12	152
RCM. B/4 - B16	**4096/4-B16**	4	16	156
RCM. B/4 - B18	**4096/4-B18**	4	18	164
RCM. B/4 - B22	**4096/4-B22**	4	22	176
RCM. B/4 - B24	**4096/4-B24**	4	24	186
RCM. B/5 - B16	**4096/5-B16**	5	16	190
RCM. B/5 - B18	**4096/5-B18**	5	18	204
RCM. B/5 - B22	**4096/5-B22**	5	22	213
RCM. B/5 - B24	**4096/5-B24**	5	24	221

DIN 238	PORTAPINZE ER ATTACCO DIN 238 - GHIERA MINI *ER - DIN 6499 COLLET CHUCKS WITH MINI NUT*

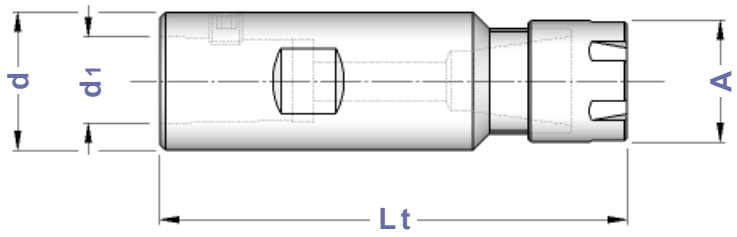

Fornibili anche
con attacco Jacobs
Also available with Jacobs shank

TIPO	Art.	Lt	d1	d	A	CAPACITA'				
"B12" - ER 11 GM	**3193**	63	12,06	25	16	1 ÷ 7	0370	0432	5718	5573
"B12" - ER 16 GM	**3194**	55	12,06	25	22	1 ÷ 10	0020	1229	5719	0364
"B12" - ER 20 GM	**3221**	67	12,06	25	28	1 ÷ 13	0020	1230	5720	0787
"B16" - ER 16 GM	**3195**	85	15,73	25	22	1 ÷ 10	0020	1229	5719	0364
"B16" - ER 20 GM	**3196**	80	15,73	25	28	1 ÷ 13	0020	1230	5720	0787
"B18" - ER 20 GM	**3197**	74	17,78	28	28	1 ÷ 13	0020	1230	5720	0787

DIN 238	MASCHIATORI ATTACCO DIN 238 SENZA COMPENSAZIONE *TAP HOLDERS WITHOUT COMPENSATION*

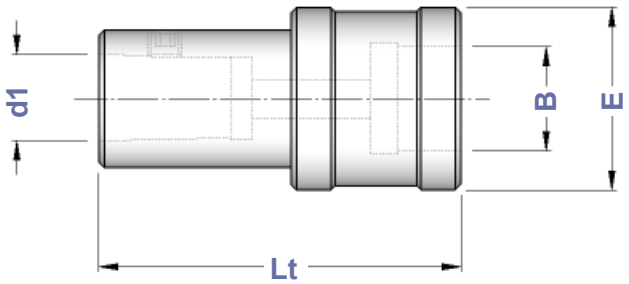

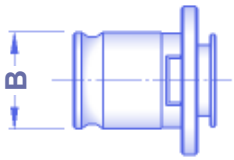

Bussole a maschiare
Tap Adapters
Pag. 172 - 175

* Bussole con grani
Adapters with screws

TIPO	Art.	Lt	d1	E	B	
"B12" - B.0 FISSO	**0244**	55	12,06	26	13	M 1 ÷ M 10
"B12" - B.1 FISSO	**0320**	59	12,06	33	19	M 3 ÷ M 12 (*M16)
"B16" - B.1 FISSO	**0340**	65	15,73	33	19	M 3 ÷ M 12 (*M16)
"B16" - B.2 FISSO	**0071**	84	15,73	50	31	M 6 ÷ M 20 (*M30)
"B18" - B.1 FISSO	**0384**	73	17,78	33	19	M 3 ÷ M 12 (*M16)
"B18" - B.2 FISSO	**0072**	92	17,78	50	31	M 6 ÷ M 20 (*M30)

DIN 238	MANDRINI AUTOSERRANTI *KEYLESS DRILL CHUCKS*	PRECISIONE 0,07

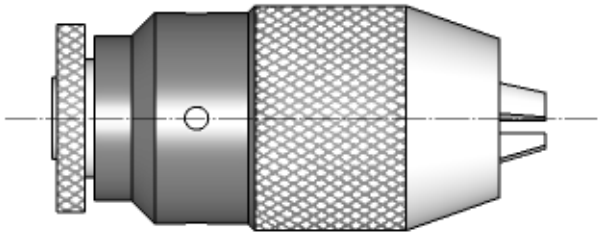

TIPO	Art.	CAPACITA'			
"B 10" - DC 6	**2800**	0,5 ÷ 6,5	9010	9018	——
"B 10" - DC 8	**2801**	0 ÷ 8	9011	9019	2368
"B 10" - DC 10	**2834**	0 ÷ 10	9012	9020	2369
"B 12" - DC 8	**2802**	0 ÷ 8	9011	9019	2368
"B 12" - DC 10	**2803**	0 ÷ 10	9012	9020	2369
"B 12" - DC 13	**2804**	0 ÷ 13	9013	9021	2370
"B 16" - DC 10	**2805**	0 ÷ 10	9014	9022	2369
"B 16" - DC 13	**2806**	0 ÷ 13	9013	9021	2370
"B 16" - DC 16	**2807**	3 ÷ 16	9015	9023	2371
"B 18" - DC 16	**2808**	3 ÷ 16	9015	9023	2371

DIN 238	MANDRINI AUTOSERRANTI DI **ALTA PRECISIONE** *HIGH PRECISION KEYLESS DRILL CHUCKS*	PRECISIONE ≤ 0,05

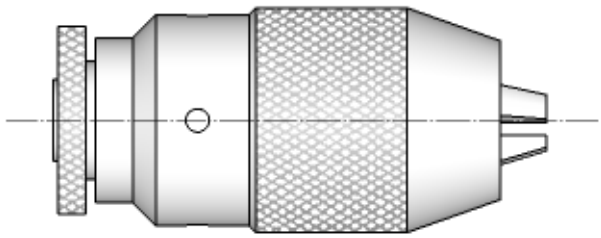

TIPO	Art.	CAPACITA'			
"B 10" - DC 8 **Precision**	**2853**	0 ÷ 8	9011	9019	2368
"B 10" - DC 10 **Precision**	**2854**	0 ÷ 10	9012	9020	2369
"B 12" - DC 8 **Precision**	**2810**	0 ÷ 8	9011	9019	2368
"B 12" - DC 10 **Precision**	**2856**	0 ÷ 10	9012	9020	2369
"B 12" - DC 13 **Precision**	**2858**	0 ÷ 13	9016	9021	2370
"B 16" - DC 10 **Precision**	**2811**	0 ÷ 10	9014	9022	2369
"B 16" - DC 13 **Precision**	**2812**	0 ÷ 13	9016	9021	2370
"B 16" - DC 16 **Precision**	**2813**	3 ÷ 16	9017	9023	2371
"B 18" - DC 16 **Precision**	**2818**	3 ÷ 16	9017	9023	2371

R8

PINZA BRIDGEPORT R8

BRIDGEPORT R8 COLLET

TIPO	Art.	CAPACITA'	A	B	L	a	M	Einheits
PINZA R8	**0716**	2,0 ÷ 22 1/16" ÷ 7/8"	24,12	32	106	8° 35'	7/16 - 20"	369E

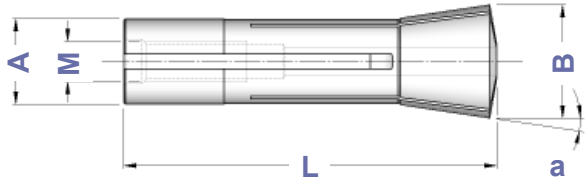

R8

PORTAPINZE ER - GHIERA STANDARD

ER - DIN 6499 COLLET CHUCKS WITH STANDARD NUT

TIPO	Art.	H	A	CAPACITA'				
PORTAPINZA R8 - ER 32	**2973**	40	50	2 ÷ 20	0188	4996	3670	0988
PORTAPINZA R8 - ER 40	**2974**	73	63	3 ÷ 30	0188	4997	3671	0821

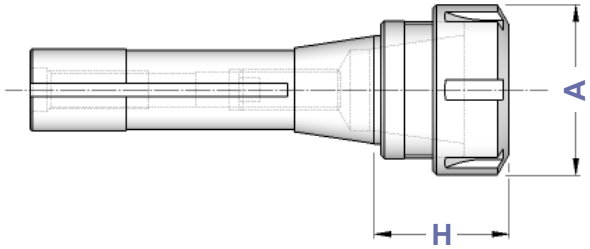

CASSETTE CON SERIE RIDOTTA DI PINZE ER MANDRINO E CHIAVE

EQUIPMENT BOXES WITH REDUCED SET OF ER COLLETS

TIPO	Art.				
KIT Rid R 8 - ER 32	**7668**	2973	3695	3670	0988: ø 4 - 6 - 8 - 10 - 12 - 16 - 20

CASSETTE CON SERIE COMPLETA DI PINZE ER MANDRINO E CHIAVE

EQUIPMENT BOXES WITH COMPLETE SET OF ER COLLETS

TIPO	Art.				
KIT R 8 - ER 32	**7669**	2973	3695	3670	0988: Ø 3 ÷ 20 (18 Pinze)

R8

MANDRINI AUTOSERRANTI INTEGRALI - ROTAZIONE DESTRA

MONOLITHIC DRILL CHUCKS - RIGHT SPIN

TIPO	Art.	CAPACITA'	E	H	
R 8 - DC 13	**3000**	0 ÷ 13	50	81	2370

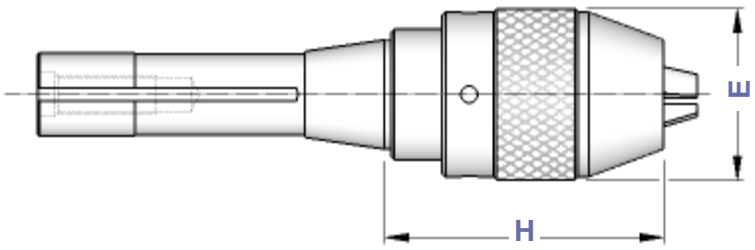

Precisione di rotazione: 0,05 mm

Runout accuracy: 0,05 mm

R8

ATTACCHI PER MANDRINI PORTAPUNTA - DIN 238

SHANKS FOR DRILL CHUCKS DIN 238 TYPE

TIPO	Art.	D	H	DIN 238
R 8 - B 16	**1089**	15,733	10	B16

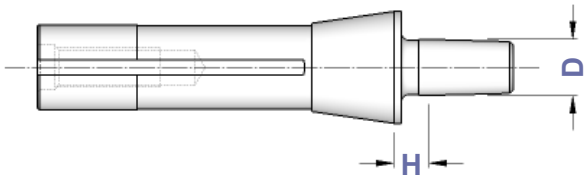

R8

PORTAFRESE FISSI

DIN 6357 FACE MILL HOLDERS

TIPO	Art.	D	H	L	E		
PORTAFRESA R8 - D. 16	**2978**	16	19	17	38	4985	4562
PORTAFRESA R8 - D. 22	**2979**	22	23	19	46	4986	4563
PORTAFRESA R8 - D. 27	**2980**	27	23	21	48	4987	4564
PORTAFRESA R8 - D. 32	**2981**	32	24	24	58	4988	4565

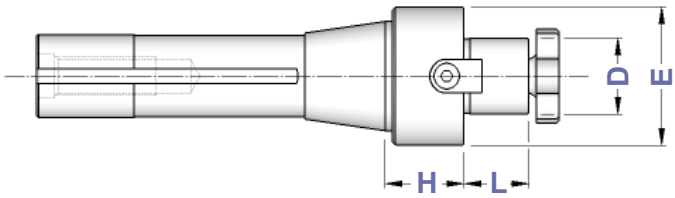

R8

RIDUZIONI A CONO MORSE

ADAPTERS TO MORSE TAPER

TIPO	Art.	H	Lt	CM
RIDUZIONE R8 - CM 1 PUNTE	**2975**	22	124	1
RIDUZIONE R8 - CM 2 PUNTE	**2976**	35	137	2
RIDUZIONE R8 - CM 3 PUNTE	**2977**	48	150	3

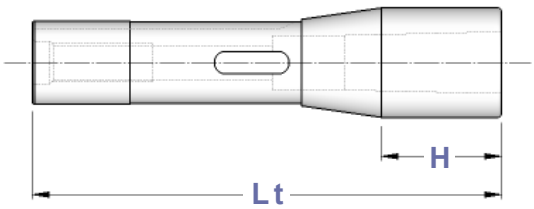

CARATTERISTICHE TECNICHE CONI ISO DIN 2080

ISO DIN 2080 TAPERS STANDARD FEATURES

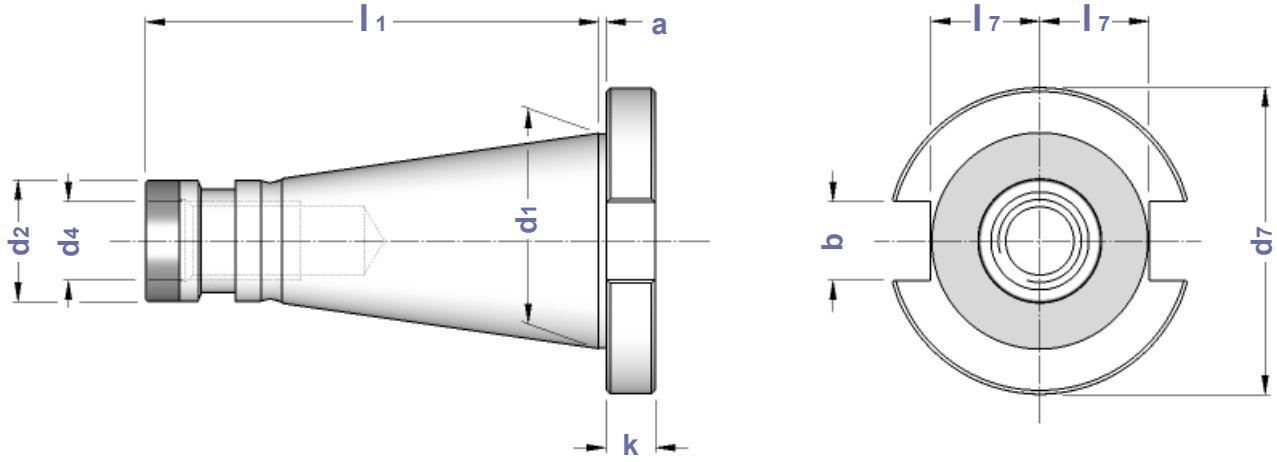

CONO	a	b	d1	d2	d4	d7	k	l1	l7	PRECISIONE
ISO 30 - DIN 2080	1,6	16,1	31,75	17,4	M 12	50,0	8	68,4	16,2	A T 3
ISO 40 - DIN 2080	1,6	16,1	44,45	25,3	M 16	63,0	10	93,4	22,5	
ISO 50 - DIN 2080	3,2	25,7	69,85	39,6	M 24	97,5	12	126,8	35,3	

CODOLI ADATTATORI - OTT SYSTEM

OTT SYSTEM - ADAPTER STUD BOLTS

TIPO	Art.	M	M1	D	L1	
OTT M 16 / L 53 - TC 40	**3487**	M16	M16	25,3	25	7461
OTT M 16 / L 56 - BT 40	**3466**	M16	M16	25,3	28	7461
OTT M 24 / L 65 - CONO 50	**0087**	M24	M24	39,6	25	——

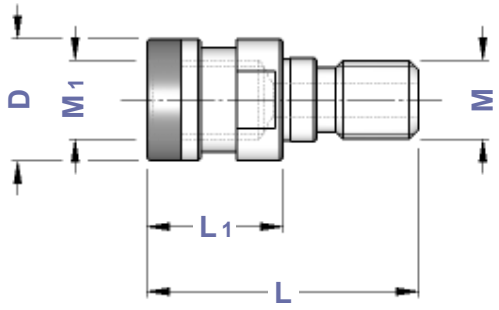

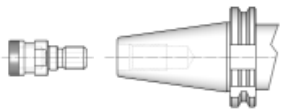

DIN 69871 ⇨ **DIN 2080**

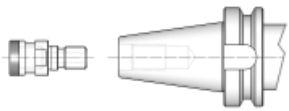

BT ⇨ **DIN 2080**

DIN 2080

RIDUZIONI PASSANTI DA ISO A ISO
PASSER-BY ISO TO ISO ADAPTERS

TIPO	Art.	H
ISO 40 - IP 30	**8828**	12
ISO 50 - IP 40	**8829**	16

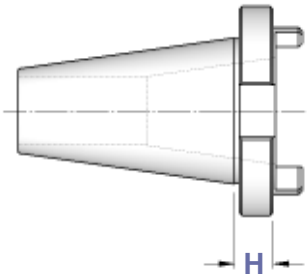

DIN 2080

RIDUZIONI DA ISO A ISO/TC/BT
ISO TO ISO/TC/BT ADAPTERS

TIPO	Art.	H	E		DIN 2080	BT DIN 69871	
ISO 40 - ISO 30 / TC 30 / BT 30	**4235**	50	50	7423	7410	0177	4570
ISO 50 - ISO 40 / TC 40 / BT 40	**4237**	63	68	7424	7411	0179	4571
ISO 50 - ISO 50 / TC 50 / BT 50	**8536**	100	100	7426	7417	0254	4780

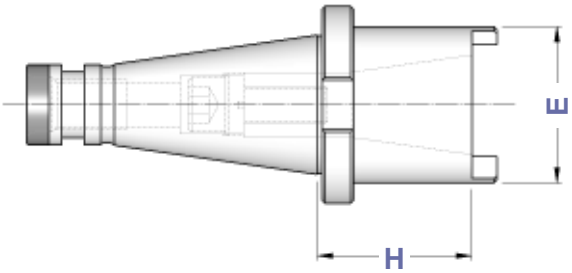

DIN 2080

BARRE A STELO TENERO
BLANK BARS

TIPO	Art.	
ISO 40 - D. 40 / H 160	**4374**	7461
ISO 40 - D. 50 / H 250	**4377**	7461
ISO 40 - D. 63 / H 160	**4378**	7461
ISO 40 - D. 63 / H 250	**4379**	7461
ISO 50 - D. 50 / H 300	**4383**	7462
ISO 50 - D. 63 / H 300	**4385**	7462
ISO 50 - D. 80 / H 300	**4387**	7462

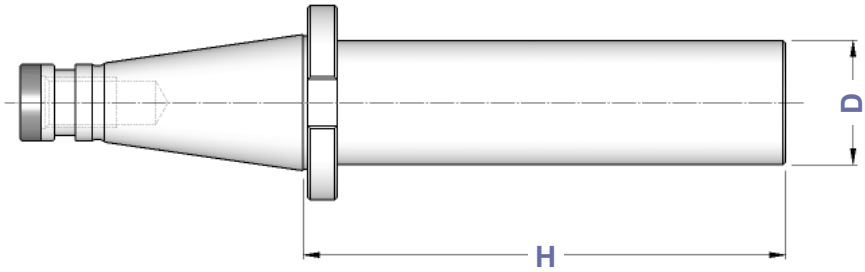

DIN 2080

ATTACCHI PER MANDRINI PORTAPUNTA DIN 238

SHANKS FOR DRILL CHUCKS DIN 238 TYPE

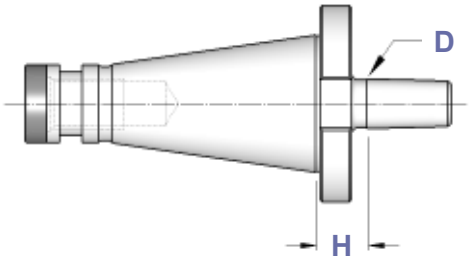

TIPO	Art.	D	H	
ISO 30 - B 12	**3858**	12,065	15	——
ISO 30 - B 16	**3991**	15,733	15	——
ISO 40 - B 12	**3859**	12,065	17	7461
ISO 40 - B 16	**3860**	15,733	17	7461
ISO 40 - B 18	**3861**	17,780	17	7461
ISO 50 - B 16	**3992**	15,733	20	7462
ISO 50 - B 18	**3993**	17,780	20	7462

DIN 2080

MANDRINI AUTOSERRANTI INTEGRALI ROTAZIONE DESTRA

MONOLITHIC DRILL CHUCKS - RIGHT SPIN

TIPO	Art.	CAPACITA'	E	H			
ISO 30 - DC 13	**8578**	1 ÷ 13	50	100	9016	9021	2370
ISO 40 - DC 13	**4331**	1 ÷ 13	50	95	9016	9021	2370
ISO 40 - DC 16	**4332**	3 ÷ 16	57	105	9017	9023	2371
ISO 50 - DC 13	**4333**	1 ÷ 13	50	80	9016	9021	2370
ISO 50 - DC 16	**4334**	3 ÷ 16	57	100	9017	9023	2371

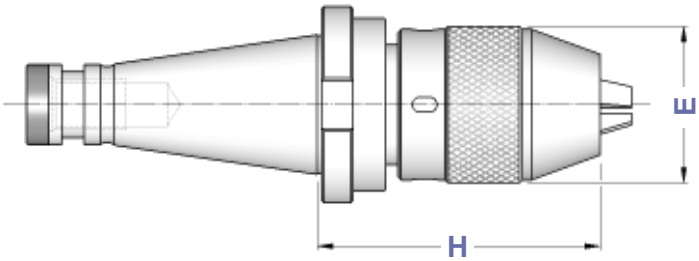

Precisione di rotazione: 0,05 mm

Runout accuracy: 0,05 mm

DIN 2080

MANDRINI AUTOSERRANTI INTEGRALI ROTAZIONE DESTRA E SINISTRA

MONOLITHIC DRILL CHUCKS - RIGHT & LEFT SPIN

TIPO	Art.	CAPACITA'	E	H	
ISO 40 - DC**U** 13	**8579**	1 ÷ 13	50	90	2372
ISO 40 - DC**U** 16	**8580**	3 ÷ 16	57	100	
ISO 50 - DC**U** 13	**8581**	1 ÷ 13	50	87	2372
ISO 50 - DC**U** 16	**8582**	3 ÷ 16	57	100	

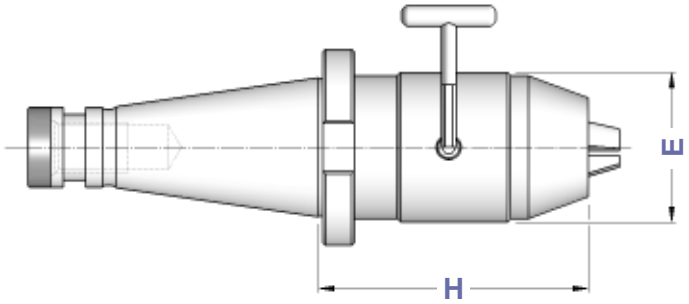

Precisione di rotazione: 0,05 mm

Runout accuracy: 0,05 mm

DIN 2080

PORTA MANDRINI CON ATTACCO TRAPEZIO DIN 6327

AUTOMOTIVES SHANK HOLDERS ACCORDING TO DIN 6327

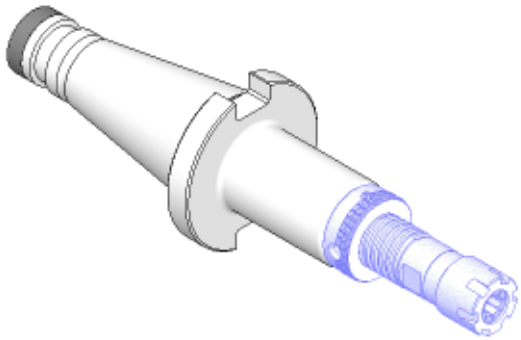

TIPO	Art.	D	H	E	
ISO 40 - TR 28	**4230**	28	100	40	0021
ISO 40 - TR 36	**4231**	36	120	50	0021
ISO 50 - TR 28	**4232**	28	100	40	0021
ISO 50 - TR 36	**4233**	36	100	50	0021

Potete trovare il programma DIN 6327 da pagina 46 a pagina 49.

You can find DIN 6327 program from page 46 to page 49.

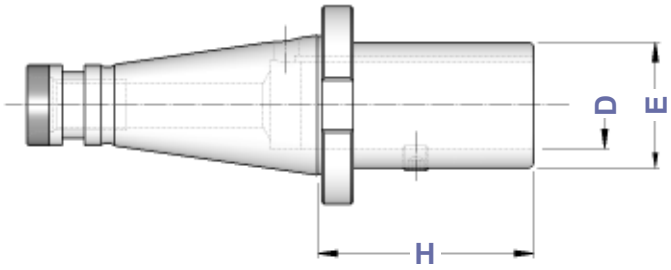

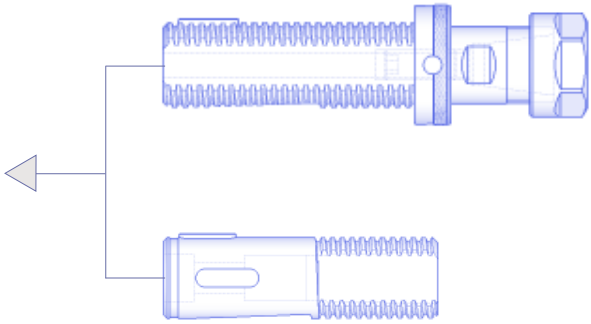

DIN 2080

MANDRINI PER PINZE EOC DIN 6388

DIN 6388 COLLET CHUCKS

TIPO	Art.	H	A	CAPACITA'			
ISO 40 - EOC 16	**4170**	55	43	2 ÷ 16	4067	2908	0768
ISO 40 - EOC 25	**3966**	70	60	2 ÷ 25	4068	2909	0769
ISO 40 - EOC 32	**3967**	80	72	3 ÷ 32	4069	2910	0770
ISO 50 - EOC 25	**3968**	70	60	2 ÷ 25	4068	2909	0769
ISO 50 - EOC 32	**3969**	80	72	3 ÷ 32	4069	2910	0770

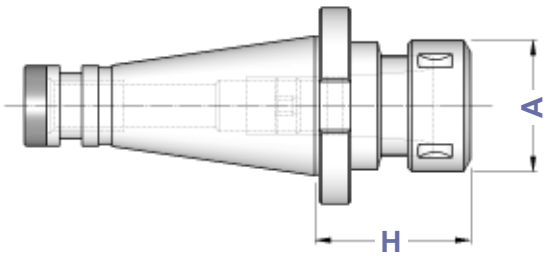

Pinze, ghiere e chiavi EOC - DIN 6388 si trovano da pagina 28.

Collets, nuts and wrenches EOC - DIN 6388 type you can find from page 28.

DIN 2080

PORTAPINZE ER - GHIERA MINI

ER - DIN 6499 COLLET CHUCKS WITH MINI NUT

TIPO	Art.	H	A	CAPACITA'				
ISO 30 - ER16 GM	**2957**	70	22	1 ÷ 10	0183	1229	5719	0364
ISO 40 - ER16 GM	**2959**	80	22	1 ÷ 10	0186	1229	5719	0364
ISO 40 - ER20 GM	**2960**	90	28	1 ÷ 13	0188	1230	5720	0787
ISO 40 - ER25 GM	**2961**	100	35	1 ÷ 16	0190	1231	5721	0996

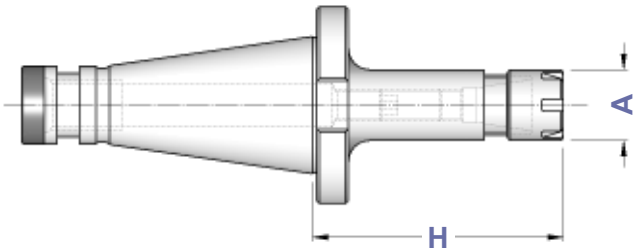

DIN 2080

PORTAPINZE ER - GHIERA ESAGONALE

ER - DIN 6499 COLLET CHUCKS WITH HEXAGONAL NUT

TIPO	Art.	A	CAPACITA'				
ISO 30 - ER16 GE / H 50	**8332**	28	1 ÷ 10	0183	1214	2906	0364
ISO 30 - ER20 GE / H 50	**8333**	34	1 ÷ 13	0183	1215	2907	0787
ISO 40 - ER16 GE / H 50 ISO 40 - ER16 GE / H100	**8334** **8335**	28	1 ÷ 10	0186	1214	2906	0364
ISO 40 - ER20 GE / H 50 ISO 40 - ER20 GE / H100	**8336** **8337**	34	1 ÷ 13	0188	1215	2907	0787

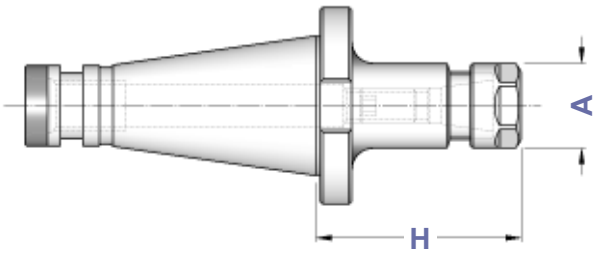

DIN 2080

PORTAPINZE ER - GHIERA STANDARD

ER - DIN 6499 COLLET CHUCKS WITH STANDARD NUT

TIPO	Art.	A	CAPACITA'				
ISO 30 - ER 16 / H 50	**2944**	32	1 ÷ 10	0183	4993	3698	0364
ISO 30 - ER 20 / H 50	**2945**	35	1 ÷ 13	0183	4994	3699	0787
ISO 30 - ER 25 / H 40 ISO 30 - ER 25 / H 75	**2927** **2946**	42	1 ÷ 16	0190	4995	3669	0996
ISO 30 - ER 32 / H 50 ISO 30 - ER 32 / H 70 ISO 30 - ER 32 / H 100	**2928** **3986** **3988**	50	2 ÷ 20	0191	4996	3670	0988
ISO 30 - ER 40 / H 75 ISO 30 - ER 40 / H 100	**3543** **3990**	63	3 ÷ 30	0191	4997	3671	0821
ISO 40 - ER 16 / H 50 ISO 40 - ER 16 / H 100	**2949** **3941**	32	1 ÷ 10	0186	4993	3698	0364
ISO 40 - ER 20 / H 50 ISO 40 - ER 20 / H 100	**2950** **2796**	35	1 ÷ 13	0188	4994	3699	0787
ISO 40 - ER 25 / H 50 ISO 40 - ER 25 / H 100	**2941** **2685**	42	1 ÷ 16	0190	4995	3669	0996
ISO 40 - ER 32 / H 50 ISO 40 - ER 32 / H 70 ISO 40 - ER 32 / H 100 ISO 40 - ER 32 / H 130 ISO 40 - ER 32 / H 160	**2929** **2951** **2464** **2827** **2952**	50	2 ÷ 20	0191	4996	3670	0988
ISO 40 - ER 40 / H 50 ISO 40 - ER 40 / H 70 ISO 40 - ER 40 / H 100	**2930** **2462** **2992**	63	3 ÷ 30	0195	4997	3671	0821
ISO 40 - ER 50 / H 100	**2953**	78	6 ÷ 34	0195	4998	3668	4055
ISO 50 - ER 25 / H 65 ISO 50 - ER 25 / H 100 ISO 50 - ER 25 / H 140	**2830** **2831** **2885**	42	1 ÷ 16	0190	4995	3669	0996
ISO 50 - ER 32 / H 70 ISO 50 - ER 32 / H 100 ISO 50 - ER 32 / H 140	**2954** **2955** **2832**	50	2 ÷ 20	0191	4996	3670	0988
ISO 50 - ER 40 / H 75 ISO 50 - ER 40 / H 100 ISO 50 - ER 40 / H 140	**2931** **2458** **2833**	63	3 ÷ 30	0195	4997	3671	0821
ISO 50 - ER 50 / H 70	**2932**	78	6 ÷ 34	0195	4998	3668	4055

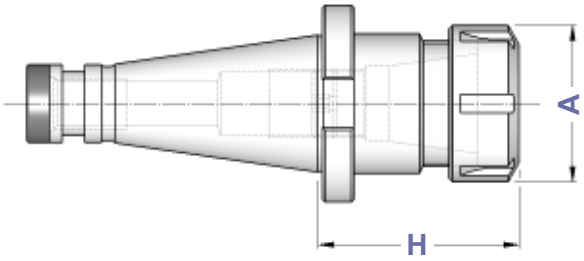

Dove trovare questi Articoli
Where to find those Items

Pinze ER - da pag. 8
ER Collets - from page 8

Ghiere ER - da pag. 20
ER Nuts - from page 20

Chiavi ER - pag. 25
ER Wrenches - page 25

CASSETTE KIT CON PORTAPINZE ER - GHIERA STANDARD

EQUIPMENT BOXES WITH DIN 6499 COLLET CHUCKS WITH STANDARD NUT

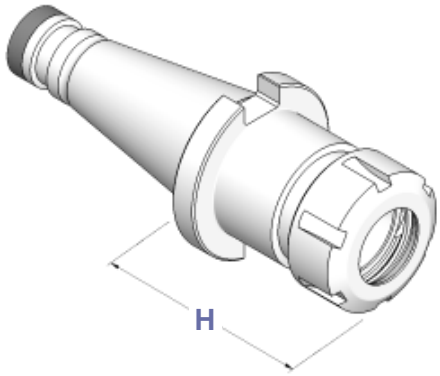

CASSETTE CON SERIE RIDOTTA DI PINZE ER, MANDRINO E CHIAVE

EQUIPMENT BOXES WITH REDUCED SET OF ER COLLETS

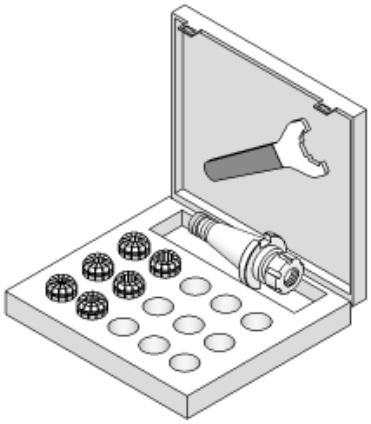

TIPO	Art.				
KIT Rid ISO 30/H 40 - ER 25	**7516**	2927	3695	3669	0996: ø 4 - 6 - 8 - 10 - 12 - 16
KIT Rid ISO 30/H 50 - ER 32	**7517**	2928	3695	3670	0988: ø 4 - 6 - 8 - 10 - 12 - 16 - 20
KIT Rid ISO 40/H 50 - ER 25	**7518**	2941	3695	3669	0996: ø 4 - 6 - 8 - 10 - 12 - 16
KIT Rid ISO 40/H 50 - ER 32	**7519**	2929	3695	3670	0988: ø 4 - 6 - 8 - 10 - 12 - 16 - 20
KIT Rid ISO 40/H 70 - ER 32	**7520**	2951	3695	3670	0988: ø 4 - 6 - 8 - 10 - 12 - 16 - 20
KIT Rid ISO 40/H 50 - ER 40	**7521**	2930	3695	3671	0821: ø 4 - 6 - 8 - 10 - 12 - 16 - 20 - 25
KIT Rid ISO 50/H 70 - ER 32	**7522**	2954	3695	3670	0988: ø 4 - 6 - 8 - 10 - 12 - 16 - 20
KIT Rid ISO 50/H 75 - ER 40	**7523**	2931	3695	3671	0821: ø 4 - 6 - 8 - 10 - 12 - 16 - 20 - 25

CASSETTE CON SERIE COMPLETA DI PINZE ER, MANDRINO E CHIAVE

EQUIPMENT BOXES WITH COMPLETE SET OF ER COLLETS

TIPO	Art.				
KIT ISO 30/H 40 - ER25	**7500**	2927	3695	3669	0996: Ø 2 ÷ 16 (15 Pinze)
KIT ISO 30/H 50 - ER32	**7501**	2928	3695	3670	0988: Ø 3 ÷ 20 (18 Pinze)
KIT ISO 40/H 50 - ER25	**7502**	2941	3695	3669	0996: Ø 2 ÷ 16 (15 Pinze)
KIT ISO 40/H 50 - ER32	**7503**	2929	3695	3670	0988: Ø 3 ÷ 20 (18 Pinze)
KIT ISO 40/H 70 - ER32	**7504**	2951	3695	3670	0988: Ø 3 ÷ 20 (18 Pinze)
KIT ISO 40/H 50 - ER40	**7505**	2930	3695	3671	0821: Ø 4 ÷ 26 (23 Pinze)
KIT ISO 50/H 70 - ER32	**7506**	2954	3695	3670	0988: Ø 3 ÷ 20 (18 Pinze)
KIT ISO 50/H 75 - ER40	**7507**	2931	3695	3671	0821: Ø 4 ÷ 26 (23 Pinze)

DIN 2080

MANDRINI A FORTE SERRAGGIO
HIGH GRIP CHUCKS

TIPO	Art.	H	D	CAPACITA'	E		
ISO 40 - PC 32	**2903**	78	32	3 ÷ 32	74,0	2910	0810
ISO 50 - PC 32	**2904**	85	32	3 ÷ 32	74,0	2910	0810

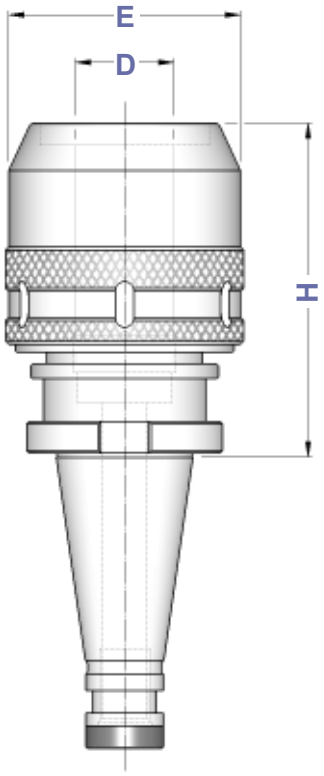

I Mandrini a Forte Serraggio vengono forniti completi dell'apposita chiave

High grip Chucks are supplied complete with suitable wrench

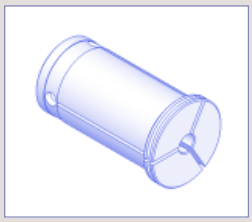

Pinze cilindriche di riduzione per Mandrini a Forte Serraggio

Pag. 31

Reduction cylindrical collets for High Grip Chucks on page 31

CASSETTE CON MANDRINO CHIAVE E PINZE
EQUIPMENT BOXES WITH COLLET CHUCK WRENCH AND COLLETS

TIPO	Art.		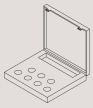		
KIT ISO 40 - PC 32 / H 78	**7541**	2903	3695	2910	0810: ø 6 - 8 - 10 - 12 - 16 - 20 - 25
KIT ISO 50 - PC 32 / H 85	**7542**	2904	3695	2910	0810: ø 6 - 8 - 10 - 12 - 16 - 20 - 25

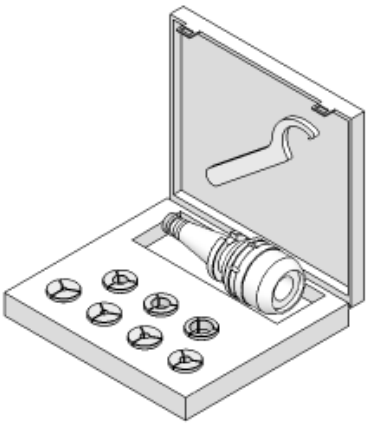

DIN 2080

PORTAFRESE WELDON TIPO EXTRACORTO

SHORT TYPE END MILL HOLDERS FOR DIN 1835-B SHANKS

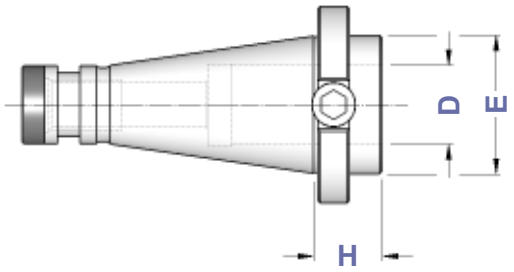

TIPO	Art.	D	H	E	
ISO 40 - WE 16/H 22	**3090**	16	22	44	0068
ISO 40 - WE 20/H 22	**3091**	20	22	44	0070
ISO 40 - WE 25/H 22	**3092**	25	22	44	0073
ISO 40 - WE 32/H 40	**3109**	32	40	44	0074
ISO 50 - WE 16/H 20	**3093**	16	20	66	4974
ISO 50 - WE 20/H 20	**3094**	20	20	66	4975
ISO 50 - WE 25/H 20	**3095**	25	20	66	4975
ISO 50 - WE 32/H 20	**3096**	32	20	66	4975

DIN 2080

PORTAFRESE WELDON

END MILL HOLDERS FOR DIN 1835-B SHANKS

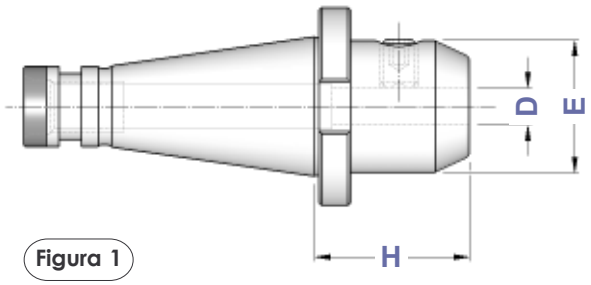

Figura 1

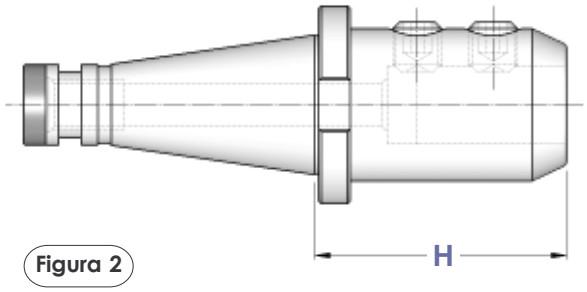

Figura 2

TIPO	Art.	D	H	E	Fig.	
ISO 30 - WE 6/H 40	**4442**	6	40	25	1	4970
ISO 30 - WE 8/H 40	**4443**	8	40	28	1	4971
ISO 30 - WE 10/H 40	**4444**	10	40	35	1	4972
ISO 30 - WE 12/H 40	**4445**	12	40	42	1	4973
ISO 30 - WE 16/H 50	**4447**	16	50	48	1	4974
ISO 30 - WE 20/H 63	**4449**	20	63	52	1	4975
ISO 30 - WE 25/H 75	**4450**	25	75	65	2	4976
ISO 40 - WE 6/H 50	**3647**	6	50	25	1	4970
ISO 40 - WE 8/H 50	**3648**	8	50	28	1	4971
ISO 40 - WE 10/H 50	**3649**	10	50	35	1	4972
ISO 40 - WE 12/H 50	**3650**	12	50	42	1	4973
ISO 40 - WE 14/H 50	**3610**	14	50	44	1	4973
ISO 40 - WE 16/H 63	**3651**	16	63	48	1	4974
ISO 40 - WE 18/H 63	**3611**	18	63	50	1	4974
ISO 40 - WE 20/H 63	**3652**	20	63	52	1	4975
ISO 40 - WE 25/H 90	**3653**	25	90	65	2	4976
ISO 40 - WE 32/H 90	**3654**	32	90	72	2	4977
ISO 40 - WE 40/H 90	**3312**	40	90	80	2	4977
ISO 50 - WE 6/H 50	**3655**	6	50	25	1	4970
ISO 50 - WE 8/H 50	**3656**	8	50	28	1	4971
ISO 50 - WE 10/H 63	**3657**	10	63	35	1	4972
ISO 50 - WE 12/H 63	**3658**	12	63	42	1	4973
ISO 50 - WE 14/H 63	**3340**	14	63	44	1	4973
ISO 50 - WE 16/H 63	**3659**	16	63	48	1	4974
ISO 50 - WE 18/H 63	**3341**	18	63	50	1	4974
ISO 50 - WE 20/H 63	**3660**	20	63	52	1	4975
ISO 50 - WE 25/H 80	**3661**	25	80	65	2	4976
ISO 50 - WE 32/H 85	**3662**	32	85	72	2	4977
ISO 50 - WE 40/H 95	**3663**	40	95	78	2	4977
ISO 50 - WE 50/H110	**3664**	50	110	97	2	4978

DIN 2080

MANDRINI PER UTENSILI ATTACCO WHISTLE NOTCH

END MILL HOLDERS FOR DIN 1835-E SHANKS

TIPO	Art.	D	H	E	Fig.	G1	G2
ISO 40 - WN 6/H 50	**4458**	6	50	25	1	0233	4970
ISO 40 - WN 8/H 50	**4459**	8	50	28	1	0235	4971
ISO 40 - WN 10/H 50	**4460**	10	50	35	1	0238	4972
ISO 40 - WN 12/H 50	**4461**	12	50	42	1	0240	4973
ISO 40 - WN 14/H 50	**4462**	14	50	44	1	0240	4973
ISO 40 - WN 16/H 63	**4463**	16	63	48	1	0245	4974
ISO 40 - WN 18/H 63	**4464**	18	63	50	1	0245	4974
ISO 40 - WN 20/H 63	**4465**	20	63	52	1	0245	4975
ISO 40 - WN 25/H 90	**4466**	25	90	65	2	0212	4976
ISO 40 - WN 32/H 90	**4467**	32	90	72	2	0212	4977
ISO 50 - WN 6/H 50	**4468**	6	50	25	1	0233	4970
ISO 50 - WN 8/H 50	**4469**	8	50	28	1	0235	4971
ISO 50 - WN 10/H 63	**4470**	10	63	35	1	0238	4972
ISO 50 - WN 12/H 63	**4471**	12	63	42	1	0240	4973
ISO 50 - WN 14/H 63	**4472**	14	63	44	1	0240	4973
ISO 50 - WN 16/H 63	**4473**	16	63	48	1	0245	4974
ISO 50 - WN 18/H 63	**4474**	18	63	50	1	0245	4974
ISO 50 - WN 20/H 63	**4475**	20	63	52	1	0245	4975
ISO 50 - WN 25/H 80	**4476**	25	80	65	2	0247	4976
ISO 50 - WN 32/H 85	**4477**	32	85	72	2	0247	4977
ISO 50 - WN 40/H 95	**4478**	40	95	78	2	0247	4977

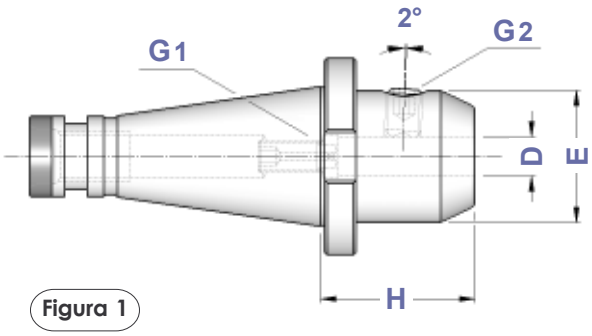

Figura 1

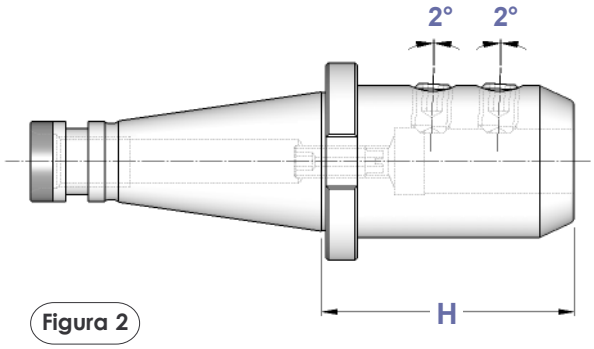

Figura 2

DIN 2080

RIDUZIONI A CONO MORSE PER PUNTE

MORSE TAPER ADAPTERS FOR TWIST DRILLS DIN 228 FORM B SHANK

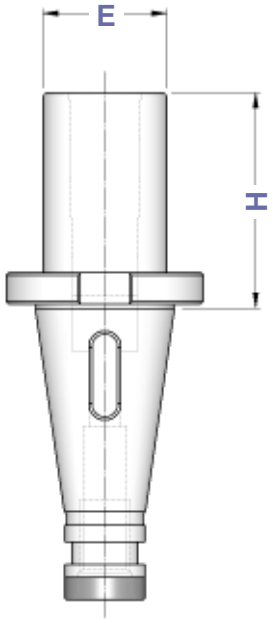

TIPO	Art.	CM	H	E	
ISO 30 - CM 1 PUNTE	**8517**	1	50	25	——
ISO 30 - CM 2 PUNTE	**3873**	2	50	32	——
ISO 30 - CM 3 PUNTE	**3874**	3	70	40	——
ISO 40 - CM 1 PUNTE	**8518**	1	50	25	7461
ISO 40 - CM 2 PUNTE	**8520**	2	50	32	7461
ISO 40 - CM 3 PUNTE	**3614**	3	65	40	7461
ISO 40 - CM 4 PUNTE	**3615**	4	95	48	7461
ISO 50 - CM 1 PUNTE	**8523**	1	45	25	7462
ISO 50 - CM 2 PUNTE	**8525**	2	60	32	7462
ISO 50 - CM 3 PUNTE	**8527**	3	65	40	7462
ISO 50 - CM 4 PUNTE	**3619**	4	65	48	7462
ISO 50 - CM 5 PUNTE	**3620**	5	105	63	7462

DIN 2080

RIDUZIONI A CONO MORSE PER FRESE

MT ADAPTERS FOR MILLING CUTTERS DIN 228 FORM A SHANK

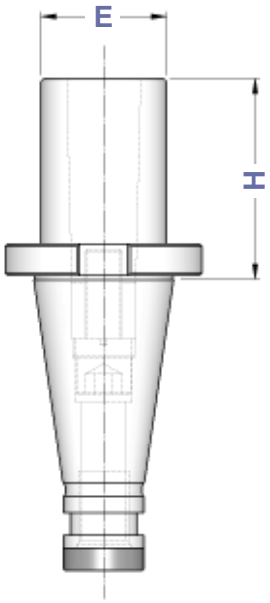

TIPO	Art.	CM	H	E				
ISO 30 - CM 2 FRESE	**3876**	2	50	32	7448	7422	——	4569
ISO 30 - CM 3 FRESE	**3877**	3	80	40	7402	7423	——	4570
ISO 40 - CM 2 FRESE	**3622**	2	50	32	7448	7422	7461	4569
ISO 40 - CM 3 FRESE	**3623**	3	65	40	7403	7423	7461	4570
ISO 40 - CM 4 FRESE	**3624**	4	95	48	7404	7424	7461	4571
ISO 50 - CM 2 FRESE	**3626**	2	60	32	7448	7422	7462	4569
ISO 50 - CM 3 FRESE	**3627**	3	65	40	7403	7423	7462	4570
ISO 50 - CM 4 FRESE	**3628**	4	65	48	7407	7424	7462	4571
ISO 50 - CM 5 FRESE	**3629**	5	120	63	7408	7425	7462	4572

DIN 2080

RIDUZIONI A CONO MORSE PUNTE + FRESE
COMBINATE

COMBI MORSE TAPER ADAPTERS: TWIST DRILLS + MILLING CUTTERS

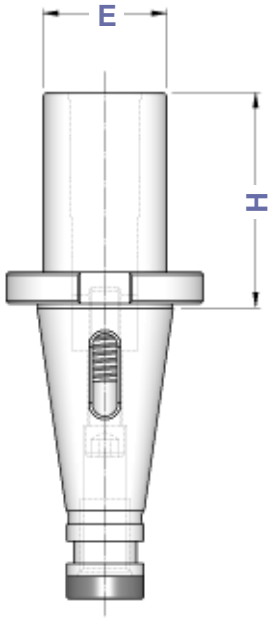

TIPO	Art.	CM	H	E			
ISO 30 - CM 1 P + F	**3872**	1	50	25	7400	——	——
ISO 30 - CM 2 P + F	**8531**	2	50	32	7400	0276	——
ISO 40 - CM 1 P + F	**3612**	1	50	25	7400	——	7461
ISO 40 - CM 2 P + F	**3613**	2	50	32	7401	——	7461
ISO 40 - CM 3 P + F	**8532**	3	65	40	7400	0130	7461
ISO 50 - CM 1 P + F	**3616**	1	45	25	7400	——	7462
ISO 50 - CM 2 P + F	**3617**	2	60	32	7405	——	7462
ISO 50 - CM 3 P + F	**3618**	3	65	40	7406	——	7462
ISO 50 - CM 4 P + F	**8533**	4	65	48	7409	——	7462
ISO 50 - CM 5 P + F	**8534**	5	105	63	7406	0131	7462

DIN 2080

RIDUZIONI A CONO MORSE PER PUNTE E PUNTE + FRESE
TIPO PROLUNGATO

EXTENDED MORSE TAPER ADAPTERS: TWIST DRILLS + MILLING CUTTERS

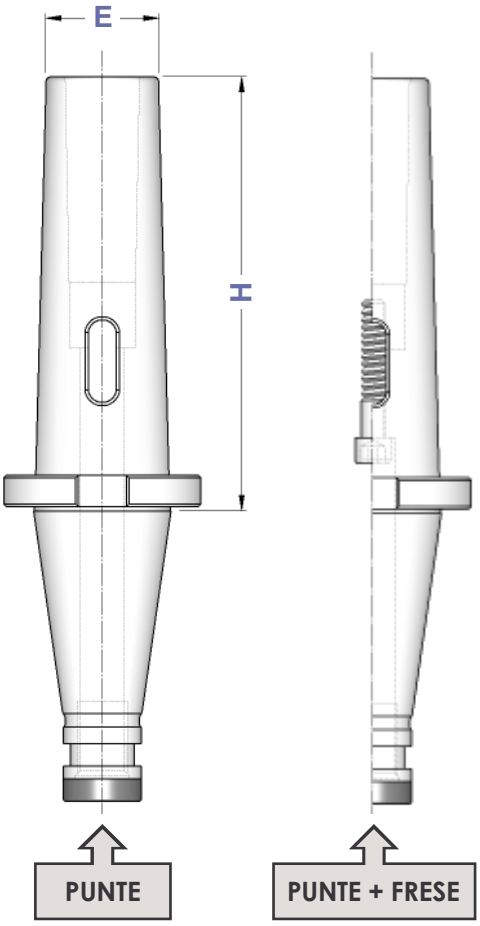

	PUNTE	PUNTE + FRESE						
TIPO	Art.	Art.	CM	H	E			
ISO 40 - CM 1	**8519**	**3544**	1	115	18	7400	——	7461
ISO 40 - CM 2	**8521**	**3545**	2	125	25	7401	——	7461
ISO 40 - CM 3	**8522**	**3546**	3	140	33	7400	0130	7461
ISO 40 - CM 4	**3548**	——	4	150	40	——	——	7461
ISO 50 - CM 1	**8524**	**3785**	1	120	18	0035	——	7462
ISO 50 - CM 2	**8526**	**3786**	2	140	25	0038	——	7462
ISO 50 - CM 3	**8528**	**3787**	3	150	33	0040	——	7462
ISO 50 - CM 4	**8529**	**3788**	4	180	40	0042	——	7462
ISO 50 - CM 5	**8530**	**3789**	5	220	55	0055	0131	7462

DIN 2080

PORTAFRESE COMBINATI

DIN 6358 SHELL END MILL HOLDERS

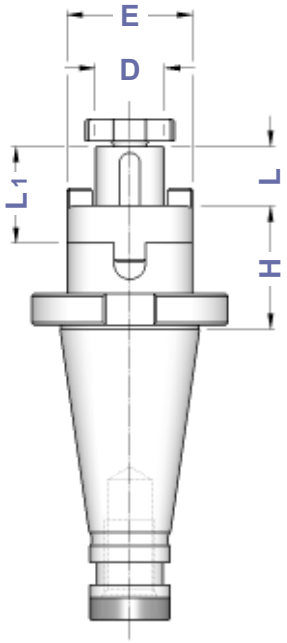

TIPO	Art.	D	L1	L	E				
ISO 30 - D.16 C/H 35	**3878**	16	27	17	32	4090	0115	4985	4562
ISO 30 - D.22 C/H 35	**3879**	22	31	19	40	4091	0116	4986	4563
ISO 30 - D.27 C/H 35	**3880**	27	33	21	48	4092	0122	4987	4564
ISO 30 - D.32 C/H 50	**3881**	32	38	24	58	4093	0125	4988	4565
ISO 40 - D.16 C/H 52 ISO 40 - D.16 C/H 90	**3817** **4189**	16	27	17	32	4090	0115	4985	4562
ISO 40 - D.22 C/H 52 ISO 40 - D.22 C/H 90	**3818** **4190**	22	31	19	40	4091	0116	4986	4563
ISO 40 - D.27 C/H 52 ISO 40 - D.27 C/H 90	**3819** **4191**	27	33	21	48	4092	0122	4987	4564
ISO 40 - D.32 C/H 52 ISO 40 - D.32 C/H 100	**3820** **4192**	32	38	24	58	4093	0125	4988	4565
ISO 40 - D.40 C/H 52	**3821**	40	41	27	70	4094	0133	4989	4566
ISO 50 - D.16 C/H 55 ISO 50 - D.16 C/H 100	**3822** **4194**	16	27	17	32	4090	0115	4985	4562
ISO 50 - D.22 C/H 55 ISO 50 - D.22 C/H 100	**3823** **4195**	22	31	19	40	4091	0116	4986	4563
ISO 50 - D.27 C/H 55 ISO 50 - D.27 C/H 100	**3824** **4196**	27	33	21	48	4092	0122	4987	4564
ISO 50 - D.32 C/H 55 ISO 50 - D.32 C/H 100	**3825** **4197**	32	38	24	58	4093	0125	4988	4565
ISO 50 - D.40 C/H 55 ISO 50 - D.40 C/H 100	**3826** **4198**	40	41	27	70	4094	0133	4989	4566
ISO 50 - D.50 C/H 55	**3827**	50	46	30	90	4095	0137	4990	4567

DIN 2080

PORTAFRESE CON CHIAVETTA DI TRASCINAMENTO

MILLING CUTTER HOLDERS WITH FEATHER KEY

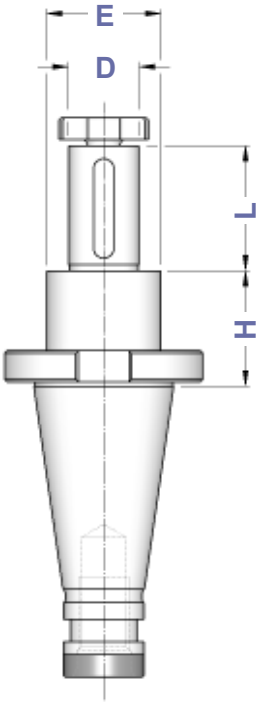

TIPO	Art.	D	H	L	E			
ISO 30 - D.16 CHT	**0134**	16	35	30	28	0147	4985	4562
ISO 30 - D.22 CHT	**0135**	22	35	40	36	0148	4986	4563
ISO 30 - D.27 CHT	**0136**	27	35	60	43	0149	4987	4564
ISO 40 - D.16 CHT	**4205**	16	37	30	28	0147	4985	4562
ISO 40 - D.22 CHT	**4207**	22	37	40	36	0148	4986	4563
ISO 40 - D.27 CHT	**4209**	27	37	60	43	0149	4987	4564
ISO 40 - D.32 CHT	**4211**	32	37	60	48	0150	4988	4565
ISO 40 - D.40 CHT	**4193**	40	37	60	56	0151	4989	4566
ISO 50 - D.22 CHT	**4216**	22	40	40	36	0148	4986	4563
ISO 50 - D.27 CHT	**4218**	27	40	60	43	0149	4987	4564
ISO 50 - D.32 CHT	**4220**	32	40	60	48	0150	4988	4565
ISO 50 - D.40 CHT	**4222**	40	40	60	56	0151	4989	4566
ISO 50 - D.50 CHT	**4214**	50	40	60	70	0152	4990	4567

DIN 2080

PORTAFRESE FISSI

DIN 6357 FACE MILL HOLDERS

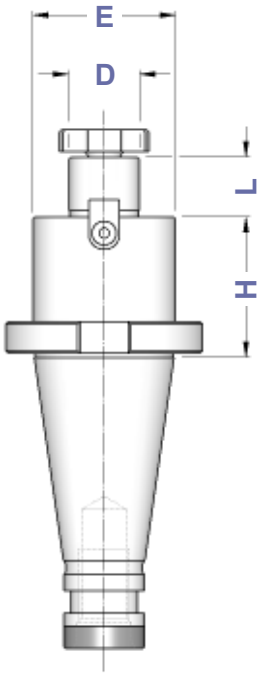

TIPO	Art.	D	L	E	E1		
ISO 30 - D.13 FISSO/H 35	**5498**	13	12	28	28	0482	——
ISO 30 - D.16 FISSO/H 35	**4200**	16	17	38	38	4985	4562
ISO 30 - D.22 FISSO/H 35	**4201**	22	19	48	48	4986	4563
ISO 30 - D.27 FISSO/H 35	**4202**	27	21	58	58	4987	4564
ISO 40 - D.13 FISSO/H 45	**5499**	13	12	28	28	0482	——
ISO 40 - D.16 FISSO/H 45	**5500**	16	17	38	38	4985	4562
ISO 40 - D.16 FISSO/H 120	**5501**			32	39		
ISO 40 - D.22 FISSO/H 45	**5502**	22	19	48	48	4986	4563
ISO 40 - D.22 FISSO/H 120	**5503**			40	49		
ISO 40 - D.27 FISSO/H 45	**5504**	27	21	58	58	4987	4564
ISO 40 - D.27 FISSO/H 120	**5505**			48	60		
ISO 40 - D.32 FISSO/H 50	**5506**	32	24	78	78	4988	4565
ISO 40 - D.32 FISSO/H 120	**5507**			58	62		
ISO 40 - D.40 FISSO/H 55	**5508**	40	27	88	88	4989	4566
ISO 50 - D.16 FISSO/H 45	**5509**	16	17	38	38	4985	4562
ISO 50 - D.16 FISSO/H 150	**5510**			32	39		
ISO 50 - D.22 FISSO/H 45	**5511**	22	19	48	48	4986	4563
ISO 50 - D.22 FISSO/H 150	**5512**			40	49		
ISO 50 - D.27 FISSO/H 45	**5513**	27	21	58	58	4987	4564
ISO 50 - D.27 FISSO/H 150	**5514**			48	75		
ISO 50 - D.32 FISSO/H 50	**5515**	32	24	78	78	4988	4565
ISO 50 - D.32 FISSO/H 150	**5516**			58	80		
ISO 50 - D.40 FISSO/H 50	**5517**	40	27	88	88	4989	4566
ISO 50 - D.40 FISSO/H 150	**5518**			70	90		

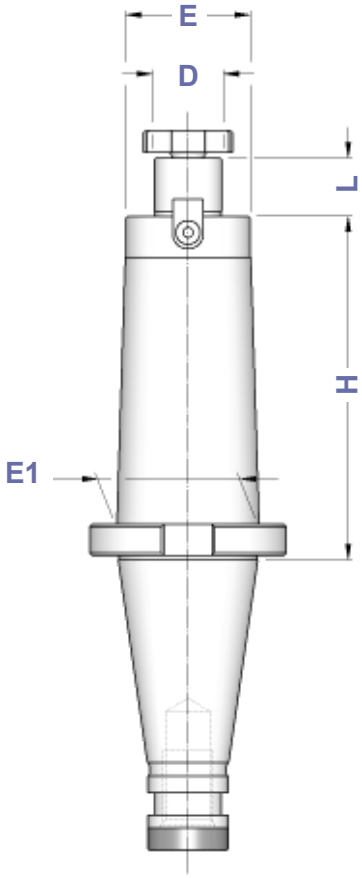

Dove trovare questi Articoli

Where to find those Items

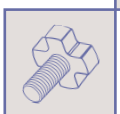
Viti testa a croce - pag. 194
Cross head screws - page 194

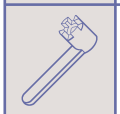
Chiavi per testa a croce - pag. 194
Wrenches for cross head - page 194

Tasselli- pag. 195
Dowels - page 195

Viti di bloccaggio tassello - pag. 198
Dowel screws - page 198

DIN 2080

ATTACCHI PER FRESE AD INSERTI

FACE MILL HOLDERS FOR FACE MILLING CUTTERS

TIPO	Art.	D	H	L	E	C	F	
ISO 40 - D. 40 FM	**4223**	40	20	30	89	66,7	M12	7461
ISO 40 - D. 60 FM	**4225**	60	30	40	129	101,6	M16	7461
ISO 50 - D. 40 FM	**4226**	40	30	30	89	66,7	M12	7462
ISO 50 - D. 60 FM	**4228**	60	30	40	129	101,6	M16	7462

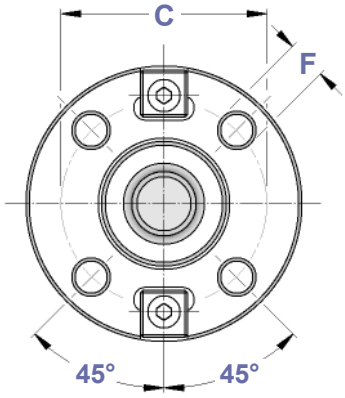

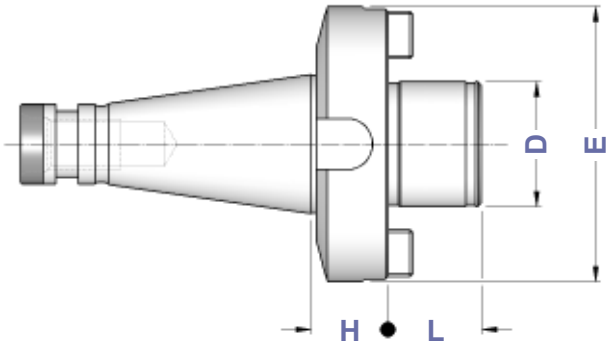

DIN 2080

CENTRATORI PER FRESE AD INSERTI

CENTERINGS FOR MILLING CUTTERS

TIPO	Art.	H	E	
ISO 40 - D. 40 CF	**4012**	29	40	7461
ISO 50 - D. 60 CF	**4025**	39	60	7462

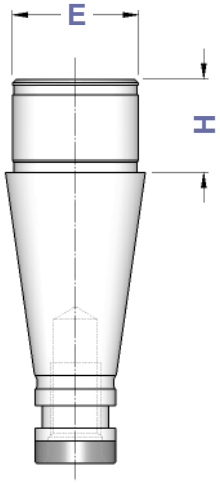

DIN 2080

MASCHIATORI A CAMBIO RAPIDO CON DOPPIA COMPENSAZIONE

DOUBLE COMPENSATION QUICK CHANGE TAP HOLDERS

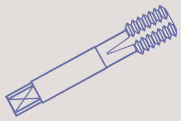

TIPO	Art.	H	E	B	COMPENSAZIONE	
ISO 30 - B. 1	**3536**	58	36	19	- 7,5 + 7,5	M 3 ÷ M 12 (*M16)
ISO 30 - B. 2	**3537**	85	53	31	- 15,0 + 15,0	M 6 ÷ M 20 (*M30)
ISO 40 - B. 1	**3538**	53	38	19	- 7,5 + 7,5	M 3 ÷ M 12 (*M16)
ISO 40 - B. 2	**3539**	77	55	31	- 15,0 + 15,0	M 6 ÷ M 20 (*M30)
ISO 40 - B. 3	**3540**	142	79	48	- 20,0 + 20,0	M14 ÷ M 33 (*M48)
ISO 50 - B. 1	**4199**	57	38	19	- 9,0 + 9,0	M 3 ÷ M 12 (*M16)
ISO 50 - B. 2	**3541**	79	55	31	- 15,0 + 15,0	M 6 ÷ M 20 (*M30)
ISO 50 - B. 3	**3542**	125	79	48	- 20,0 + 20,0	M14 ÷ M 33 (*M48)

* Bussole con grani
Adapters with screws

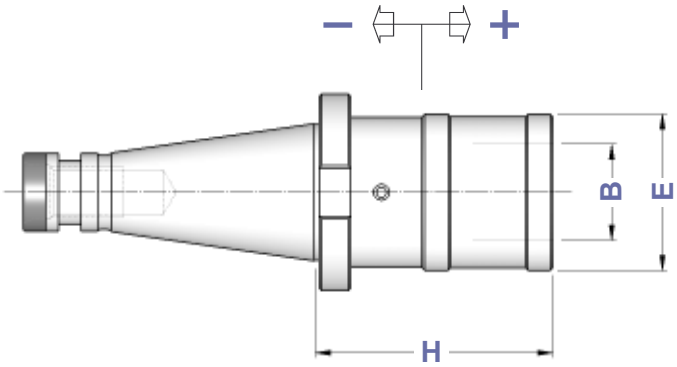

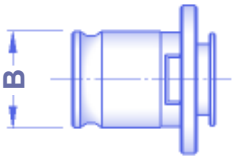

Bussole a maschiare
Tap Adapters
Pag. 172 - 175

DIN 2080

MASCHIATORI A CAMBIO RAPIDO SENZA COMPENSAZIONE

QUICK CHANGE TAP HOLDERS WITHOUT COMPENSATION

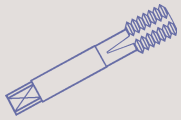

TIPO	Art.	H	E	B	
ISO 30 - B. 1 FISSO	**4941**	59	33	19	M 3 ÷ M 12 (*M16)
ISO 30 - B. 2 FISSO	**4942**	84	50	31	M 6 ÷ M 20 (*M30)
ISO 40 - B. 1 FISSO	**4943**	52	33	19	M 3 ÷ M 12 (*M16)
ISO 40 - B. 2 FISSO	**4944**	74	50	31	M 6 ÷ M 20 (*M30)
ISO 50 - B. 1 FISSO	**5108**	55	33	19	M 3 ÷ M 12 (*M16)
ISO 50 - B. 2 FISSO	**5109**	78	50	31	M 6 ÷ M 20 (*M30)

* Bussole con grani
Adapters with screws

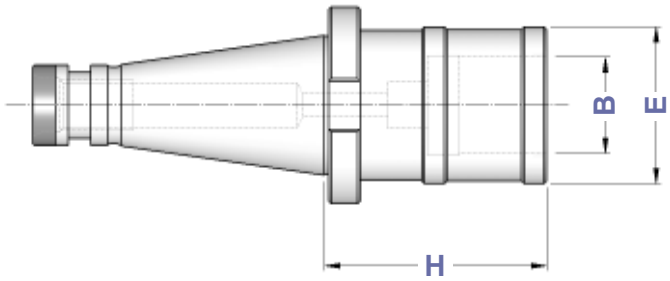

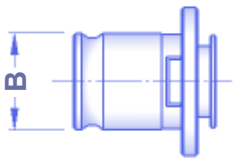

Bussole a maschiare
Tap Adapters
Pag. 172 - 175

I maschiatori sono fornibili anche con la sola compensazione a trazione (SFILAMENTO)
Tap holders are also available with traction compensation only (TENSION ONLY)

CARATTERISTICHE TECNICHE CONI DIN 69871

DIN 69871 TAPER STANDARD FEATURES

FORMA A

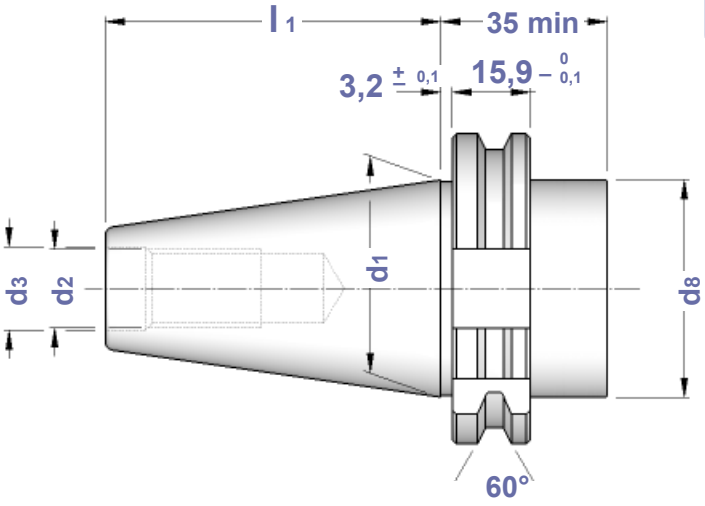

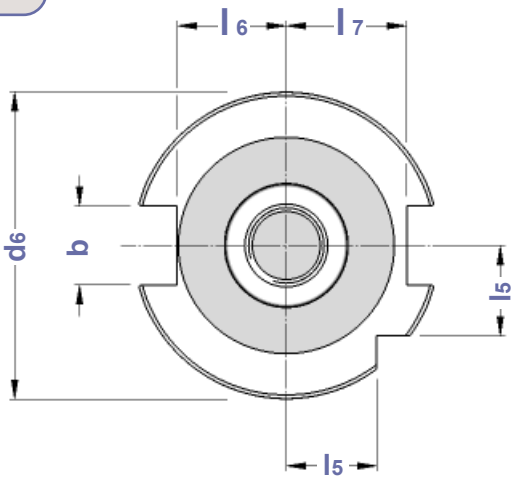

FORMA AD

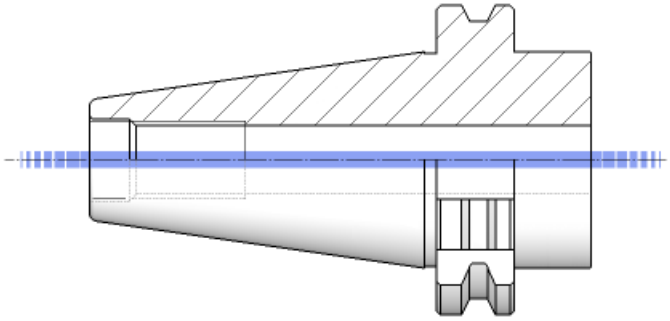

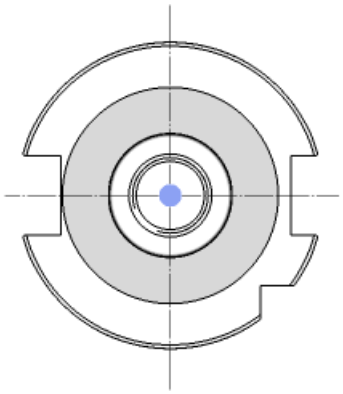

FORMA AD+B

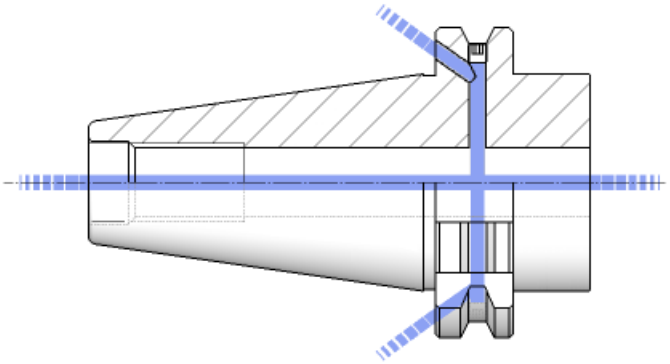

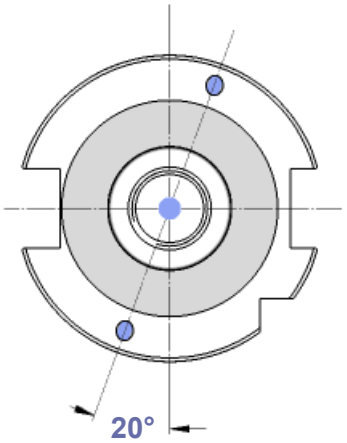

CONO	b	d1	d2	d3	d6	d8	l1	l5	l6	l7	PRECISIONE
TC30 - DIN 69871/A	16,1	31,75	M 12	13	50,00	45	47,80	15,0	16,4	19,0	A T 3
TC40 - DIN 69871/A	16,1	44,45	M 16	17	63,55	50	68,40	18,5	22,8	25,0	
TC45 - DIN 69871/A	19,3	57,15	M 20	21	82,55	63	82,70	24,0	29,1	31,3	
TC50 - DIN 69871/A	25,7	69,85	M 24	25	97,50	80	101,75	30,0	35,5	37,7	

CODOLI DI AGGANCIO
PULL STUD BOLTS

Codoli di aggancio da pag. 176 a pag. 185 del Catalogo Generale

Pull stud bolts on General Catalogue from page 176 to page 185

DIN 69871

RIDUZIONI DA TC A ISO/TC/BT
TC TO ISO/TC/BT ADAPTERS

FORMA A

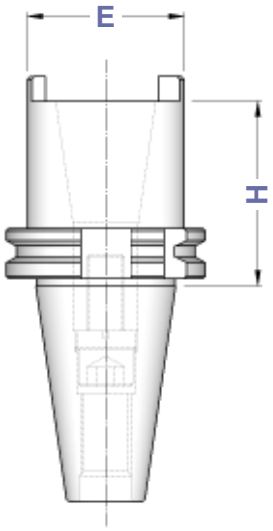

TIPO	FORMA A Art.	H	E		DIN 2080	BT DIN 69871	
TC 40 - ISO 30 / TC 30 / BT 30	**4203**	60	50	7423	7410	0177	4570
TC 40 - ISO 40 / TC 40 / BT 40	**8670**	100	68	7424	7411	0179	4571
TC 50 - ISO 40 / TC 40 / BT 40	**4257**	70	68	7424	7411	0179	4571
TC 50 - ISO 50 / TC 50 / BT 50	**8671**	120	100	7426	7417	0254	4780

DIN 69871

RIDUZIONI DA TC AD HSK A+C
TC TO HSK A+C ADAPTERS

FORMA B (AD+B)

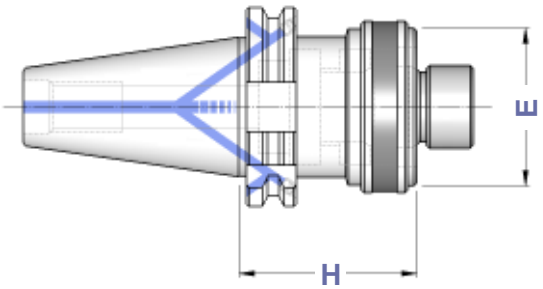

TIPO	FORMA B Art.	H	E
TC 40 - HSK 40 A+C	**8687**	50	40
TC 40 - HSK 50 A+C	**8688**	60	50
TC 40 - HSK 63 A+C	**8689**	80	63
TC 50 - HSK 40 A+C	**8690**	50	40
TC 50 - HSK 50 A+C	**8691**	50	50
TC 50 - HSK 63 A+C	**8692**	60	63

DIN 69871

MANDRINI AUTOSERRANTI INTEGRALI
ROTAZIONE DESTRA
MONOLITHIC DRILL CHUCKS - RIGHT SPIN

FORMA A

Balanced G 6,3
12.000 rpm

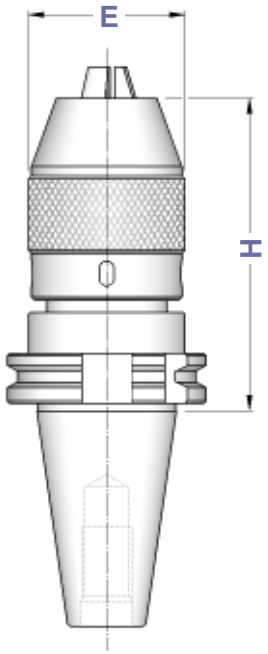

TIPO	FORMA A Art.	CAPACITA'	E	H			
TC 30 - DC 13	**8583**	1 ÷ 13	50	110	9016	9021	2370
TC 40 - DC 13	**4398**	1 ÷ 13	50	100	9016	9021	2370
TC 40 - DC 16	**4399**	3 ÷ 16	57	115	9017	9023	2371
TC 50 - DC 13	**4402**	1 ÷ 13	50	100	9016	9021	2370
TC 50 - DC 16	**4403**	3 ÷ 16	57	105	9017	9023	2371

Precisione di rotazione: 0,05 mm
Runout accuracy: 0,05 mm

DIN 69871

MANDRINI AUTOSERRANTI INTEGRALI
ROTAZIONE DESTRA E SINISTRA
MONOLITHIC DRILL CHUCKS - RIGHT & LEFT SPIN

FORMA A
FORMA B (AD+B)

Balanced G 6,3
12.000 rpm

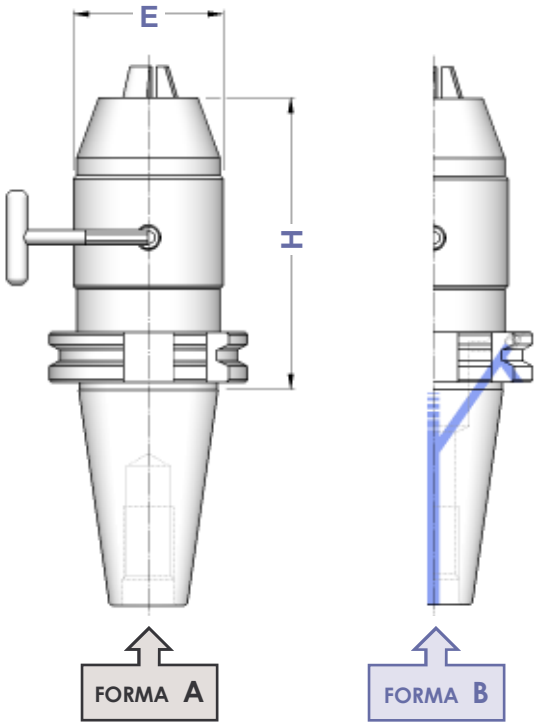

TIPO	FORMA A Art.	FORMA B Art.	CAPACITA'	E	H	
TC 30 - DC**U** 13	**8584**	——	1 ÷ 13	50	120	2372
TC 40 - DC**U** 13	**8585**	**8589**	1 ÷ 13	50	90	2372
TC 40 - DC**U** 16	**8586**	**8590**	3 ÷ 16	50	95	
TC 50 - DC**U** 13	**8587**	**8591**	1 ÷ 13	50	90	2372
TC 50 - DC**U** 16	**8588**	**8592**	3 ÷ 16	50	95	

Precisione di rotazione: 0,05 mm
Runout accuracy: 0,05 mm

DIN 69871

ATTACCHI PER MANDRINI PORTAPUNTA DIN 238
SHANKS FOR DRILL CHUCKS DIN 238 TYPE

FORMA A

Balanced G 6,3
8.000 rpm

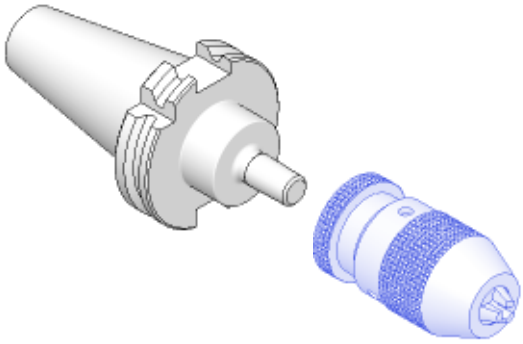

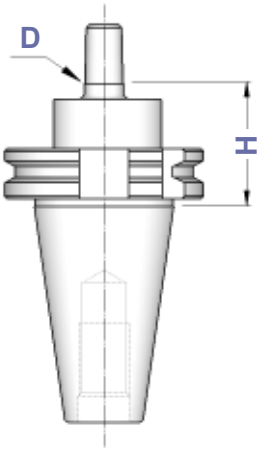

TIPO	FORMA A Art.	D	H
TC 30 - B 12	**3867**	12,065	40
TC 30 - B 16	**3868**	15,733	40
TC 40 - B 12	**3869**	12,065	40
TC 40 - B 16	**3870**	15,733	40
TC 40 - B 18	**3871**	17,780	40
TC 45 - B 16	**3958**	15,733	40
TC 50 - B 16	**3998**	15,733	40
TC 50 - B 18	**3999**	17,780	40

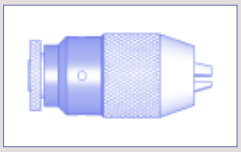

I Mandrini Autoserranti si trovano a pagina 69.

Keyless Drill Chucks you can find at page 69.

DIN 69871

PORTAPINZA ER EXTRACORTI
ER - DIN 6499 COLLET CHUCKS WITH INSIDE NUT

FORMA A (AD)
FORMA B (AD+B)

Balanced G 6,3
12.000 rpm

TIPO	FORMA A Art.	FORMA B Art.	H	A	CAPACITA'				
TC 40 - ER25 GA	**8038**	**8039**	21	M 32 x 1,5	1 ÷ 16	0073	2870	3172	0996
TC 40 - ER32 GA	**3370**	——	21	M 40 x 1,5	2 ÷ 20	0073	2871	3173	0988
TC 50 - ER32 GA	**3371**	**8040**	21	M 40 x 1,5	2 ÷ 20	0191	2871	3173	0988

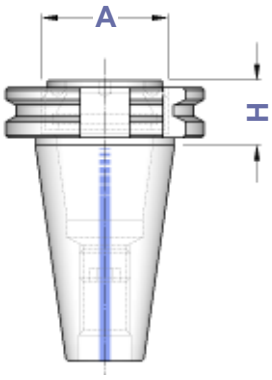

FORMA A

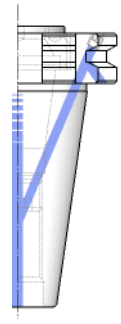

FORMA B

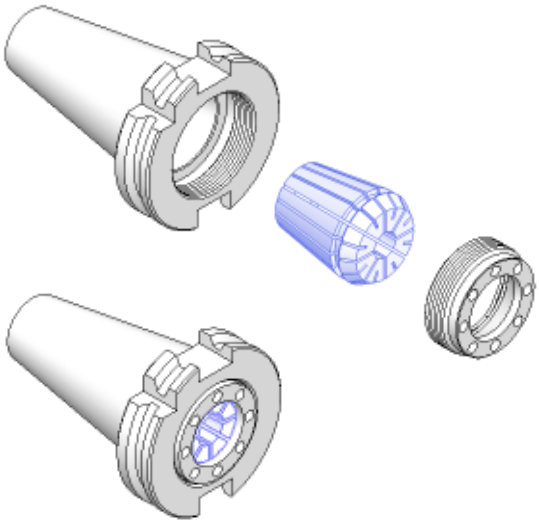

DIN 69871

PORTAPINZE ER - GHIERA MINI

ER - DIN 6499 COLLET CHUCKS WITH MINI NUT

FORMA A (AD)

FORMA B (AD+B)

Balanced	G 6,3
≤ H100	12.000 rpm
> H100	8.000 rpm

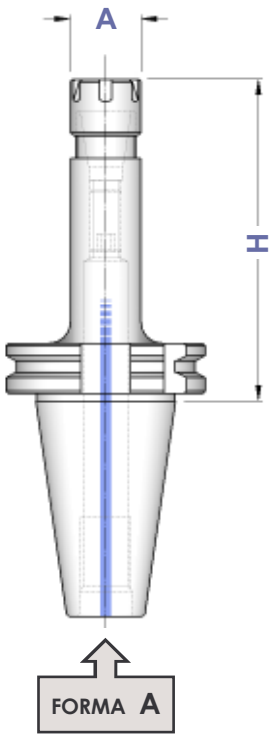

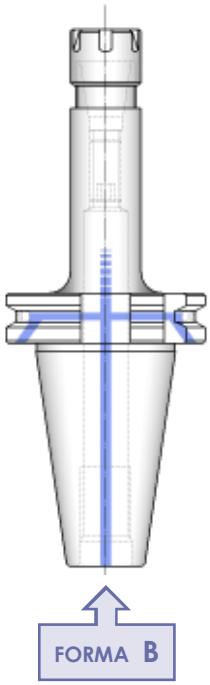

TIPO	FORMA A Art.	FORMA B Art.	A	CAPACITA'				
TC 30 - ER 11 GM / H 80	4072	——	16	1 ÷ 7	0181	0432	5718	5573
TC 30 - ER 16 GM / H 80	3001	——	22	1 ÷ 10	0183	1229	5719	0364
TC 30 - ER 16 GM / H120	3432	——						
TC 40 - ER 11 GM / H 70	4073	4720	16	1 ÷ 7	0181	0432	5718	5573
TC 40 - ER 11 GM / H100	4020	4721						
TC 40 - ER 11 GM / H130	4057	4722						
TC 40 - ER 11 GM / H160	3416	4723						
TC 40 - ER 16 GM / H 70	3417	4724	22	1 ÷ 10	0186	1229	5719	0364
TC 40 - ER 16 GM / H100	4074	4748						
TC 40 - ER 16 GM / H130	3433	4749						
TC 40 - ER 16 GM / H160	4014	4021						
TC 40 - ER 16 GM / H200	3418	4026						
TC 40 - ER 20 GM / H 70	3005	4000	28	1 ÷ 13	0188	1230	5720	0787
TC 40 - ER 20 GM / H100	4015	4022						
TC 40 - ER 20 GM / H130	3434	4750						
TC 40 - ER 20 GM / H160	4016	4691						
TC 40 - ER 20 GM / H200	4017	4729						
TC 40 - ER 25 GM / H 70	3007	4001	35	1 ÷ 16	0190	1231	5721	0996
TC 40 - ER 25 GM / H100	4075	4751						
TC 40 - ER 25 GM / H130	3435	4730						
TC 40 - ER 25 GM / H160	3436	4752						
TC 40 - ER 25 GM / H200	3437	4753						
TC 50 - ER 16 GM / H100	3008	4046	22	1 ÷ 10	0186	1229	5719	0364
TC 50 - ER 16 GM / H130	3440	4756						
TC 50 - ER 16 GM / H160	4018	4693						
TC 50 - ER 16 GM / H200	4019	4757						
TC 50 - ER 20 GM / H100	3010	4047	28	1 ÷ 13	0188	1230	5720	0787
TC 50 - ER 20 GM / H130	3441	4758						
TC 50 - ER 20 GM / H160	3419	4760						
TC 50 - ER 20 GM / H200	3012	4070						
TC 50 - ER 25 GM / H100	3016	4071	35	1 ÷ 16	0190	1231	5721	0996
TC 50 - ER 25 GM / H130	3024	4483						
TC 50 - ER 25 GM / H160	3420	4759						
TC 50 - ER 25 GM / H200	3025	4484						

Dove trovare questi Articoli

Where to find those Items

Pinze ER - da pag. 8
ER Collets - from page 8

Ghiere ER - pag. 21
ER Nuts - page 21

Chiavi ER - pag. 25
ER Wrenches - page 25

Grani di presettaggio da pag. 197
Presetting screws from page 197

DIN 69871

PORTAPINZE ER - GHIERA ESAGONALE

ER - DIN 6499 COLLET CHUCKS WITH HEXAGONAL NUT

FORMA A (AD)

FORMA B (AD+B)

Balanced	G 6,3
≤ H100	12.000 rpm
> H100	8.000 rpm

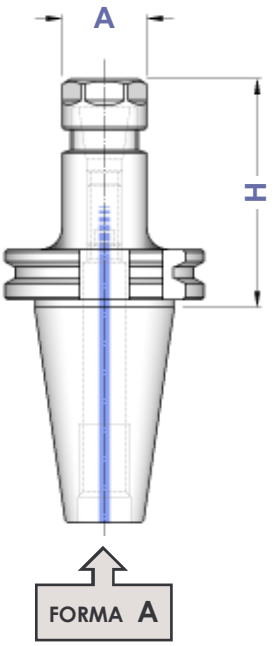

TIPO	FORMA A Art.	FORMA B Art.	A	CAPACITA'				
TC 30 - ER 16 GE / H 55	**8048**	——	28	1 ÷ 10	0183	1214	2906	0364
TC 30 - ER 16 GE / H 100	**8049**	——						
TC 30 - ER 20 GE / H 55	**8050**	——	34	1 ÷ 13	0183	1215	2907	0787
TC 30 - ER 20 GE / H 100	**8051**	——						
TC 40 - ER 11 GE / H 70	**3336**	**4725**	19	1 ÷ 7	0181	1157	2905	5573
TC 40 - ER 11 GE / H 100	**3337**	**4726**						
TC 40 - ER 11 GE / H 130	**3338**	**4727**						
TC 40 - ER 11 GE / H 160	**3339**	**4728**						
TC 40 - ER 16 GE / H 70	**8052**	**8068**	28	1 ÷ 10	0186	1214	2906	0364
TC 40 - ER 16 GE / H 100	**8053**	**8069**						
TC 40 - ER 16 GE / H 130	**8054**	**8070**						
TC 40 - ER 16 GE / H 160	**8055**	**8071**						
TC 40 - ER 16 GE / H 200	**8056**	**8072**						
TC 40 - ER 20 GE / H 70	**8057**	**8073**	34	1 ÷ 13	0188	1215	2907	0787
TC 40 - ER 20 GE / H 100	**8058**	**8074**						
TC 40 - ER 20 GE / H 130	**8059**	**8075**						
TC 40 - ER 20 GE / H 160	**8060**	**8076**						
TC 40 - ER 20 GE / H 200	**8061**	**8077**						
TC 50 - ER 16 GE / H 100	**8062**	**8078**	28	1 ÷ 10	0186	1214	2906	0364
TC 50 - ER 16 GE / H 160	**8063**	**8079**						
TC 50 - ER 16 GE / H 200	**8064**	**8080**						
TC 50 - ER 20 GE / H 100	**8065**	**8081**	34	1 ÷ 13	0188	1215	2907	0787
TC 50 - ER 20 GE / H 160	**8066**	**8082**						
TC 50 - ER 20 GE / H 200	**8067**	**8083**						

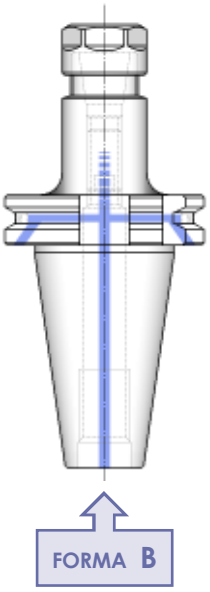

Dove trovare questi Articoli

Where to find those Items

Pinze ER - da pag. 8
ER Collets - from page 8

Ghiere ER - pag. 21
ER Nuts - page 21

Chiavi ER - pag. 25
ER Wrenches - page 25

Grani di presettaggio da pag. 197
Presetting screws from page 197

DIN 69871

PORTAPINZE ER - GHIERA STANDARD

ER - DIN 6499 COLLET CHUCKS WITH STANDARD NUT

FORMA A (AD)

FORMA B (AD+B)

Balanced	G 6,3
≤ H100	12.000 rpm
> H100	8.000 rpm

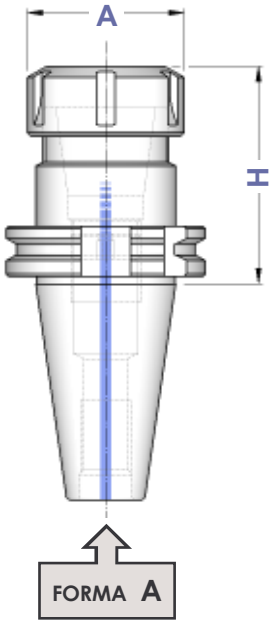

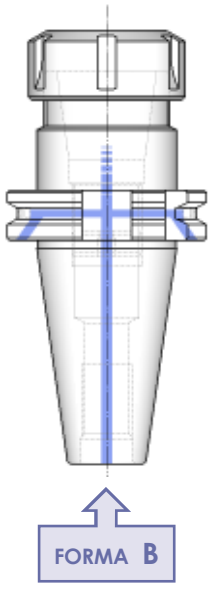

TIPO	FORMA A Art.	FORMA B Art.	A	CAPACITA'				
TC 30 - ER 16/H 55	**3442**	——	32	1 ÷ 10	0183	4993	3698	0364
TC 30 - ER 16/H 100	**3373**	——						
TC 30 - ER 20/H 55	**0138**	——	35	1 ÷ 13	0183	4994	3699	0787
TC 30 - ER 20/H 100	**3374**	——						
TC 30 - ER 25/H 55	**3342**	——	42	1 ÷ 16	0190	4995	3669	0996
TC 30 - ER 25/H 100	**3375**	——						
TC 30 - ER 32/H 60	**3343**	——	50	2 ÷ 20	0190	4996	3670	0988
TC 30 - ER 32/H 100	**3376**	——						
TC 40 - ER 16/H 70	**3443**	**4700**	32	1 ÷ 10	0186	4993	3698	0364
TC 40 - ER 16/H 100	**3444**	**4701**						
TC 40 - ER 16/H 130	**3098**	**4754**						
TC 40 - ER 16/H 160	**3445**	**4702**						
TC 40 - ER 16/H 200	**3446**	**4755**						
TC 40 - ER 20/H 70	**3344**	**4703**	35	1 ÷ 13	0188	4994	3699	0787
TC 40 - ER 20/H 100	**0140**	**4704**						
TC 40 - ER 20/H 130	**3099**	**4830**						
TC 40 - ER 20/H 160	**3100**	**4705**						
TC 40 - ER 20/H 200	**3104**	**4831**						
TC 40 - ER 25/H 70	**3345**	**4706**	42	1 ÷ 16	0190	4995	3669	0996
TC 40 - ER 25/H 100	**0141**	**4707**						
TC 40 - ER 25/H 130	**0142**	**4708**						
TC 40 - ER 25/H 160	**0146**	**4709**						
TC 40 - ER 25/H 200	**3105**	**4832**						
TC 40 - ER 32/H 70	**3346**	**4710**	50	2 ÷ 20	0191	4996	3670	0988
TC 40 - ER 32/H 100	**3347**	**4711**						
TC 40 - ER 32/H 130	**3101**	**4712**						
TC 40 - ER 32/H 160	**3348**	**4713**						
TC 40 - ER 32/H 200	**3102**	**4076**						
TC 40 - ER 40/H 70	**3349**	**4714**	63	3 ÷ 30	0195	4997	3671	0821
TC 40 - ER 40/H 100	**3350**	**4715**						
TC 40 - ER 40/H 130	**3351**	**4716**						
TC 40 - ER 40/H 160	**0153**	**4717**						
TC 40 - ER 40/H 200	**3103**	**4718**						
TC 40 - ER 50/H 85	**0154**	**4719**	78	6 ÷ 34	0191	4998	3668	4055
TC 45 - ER 32/H 70	**3353**	——	50	2 ÷ 20	0191	4996	3670	0988
TC 45 - ER 32/H 100	**3106**	——						
TC 45 - ER 32/H 130	**3354**	——						
TC 45 - ER 32/H 160	**0184**	——						
TC 45 - ER 32/H 200	**3107**	——						
TC 45 - ER 40/H 80	**3355**	——	63	3 ÷ 30	0195	4997	3671	0821
TC 50 - ER 16/H 100	**3451**	**4731**	32	1 ÷ 10	0186	4993	3698	0364
TC 50 - ER 16/H 160	**3452**	**4732**						
TC 50 - ER 16/H 200	**3453**	**4806**						
TC 50 - ER 20/H 100	**3110**	**4733**	35	1 ÷ 13	0188	4994	3699	0787
TC 50 - ER 20/H 160	**3111**	**4734**						
TC 50 - ER 20/H 200	**3112**	**4807**						
TC 50 - ER 25/H 70	**3360**	**4735**	42	1 ÷ 16	0190	4995	3669	0996
TC 50 - ER 25/H 100	**0193**	**4736**						
TC 50 - ER 25/H 160	**0199**	**4737**						
TC 50 - ER 25/H 200	**3372**	**4808**						

segue ⇨

segue

TIPO	FORMA A Art.	FORMA B Art.	A	CAPACITA'				
TC 50 - ER 32/H 70	**3900**	**4738**	50	2 ÷ 20	0191	4996	3670	0988
TC 50 - ER 32/H 100	**3361**	**4739**						
TC 50 - ER 32/H 130	**3362**	**4740**						
TC 50 - ER 32/H 160	**3363**	**4741**						
TC 50 - ER 32/H 200	**3364**	**4742**						
TC 50 - ER 32/H 250	**3382**	**4809**						
TC 50 - ER 40/H 80	**3901**	**4743**	63	3 ÷ 30	0195	4997	3671	0821
TC 50 - ER 40/H 100	**3365**	**4744**						
TC 50 - ER 40/H 130	**3366**	**4745**						
TC 50 - ER 40/H 160	**3367**	**4746**						
TC 50 - ER 40/H 200	**3368**	**4747**						
TC 50 - ER 50/H 100	**3369**	**4810**	78	6 ÷ 34	0195	4998	3668	4055
TC 50 - ER 50/H 160	**8044**	**8045**						

CASSETTE CON SERIE RIDOTTA DI PINZE ER, MANDRINO FORMA A E CHIAVE

EQUIPMENT BOXES WITH REDUCED SET OF ER COLLETS

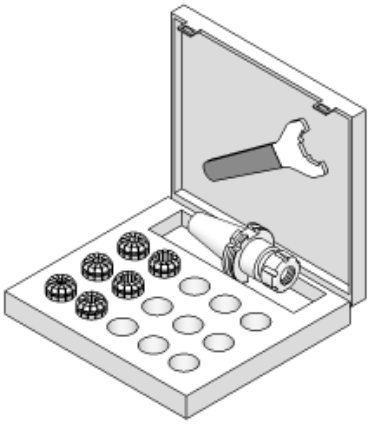

TIPO	Art.	FORMA A			
KIT Rid TC 30/H 55 - ER 25	**7770**	3342	3695	3669	0996: ø 4-6-8-10-12-16
KIT Rid TC 30/H 60 - ER 32	**7771**	3343	3695	3670	0988: ø 4-6-8-10-12-16-20
KIT Rid TC 40/H 70 - ER 25	**7772**	3345	3695	3669	0996: ø 4-6-8-10-12-16
KIT Rid TC 40/H 70 - ER 32	**7773**	3346	3695	3670	0988: ø 4-6-8-10-12-16-20
KIT Rid TC 40/H 70 - ER 40	**7774**	3349	3695	3671	0821: ø 4-6-8-10-12-16-20-25
KIT Rid TC 50/H 70 - ER 32	**7775**	3900	3695	3670	0988: ø 4-6-8-10-12-16-20
KIT Rid TC 50/H 80 - ER 40	**7776**	3901	3695	3671	0821: ø 4-6-8-10-12-16-20-25

CASSETTE CON SERIE COMPLETA DI PINZE ER, MANDRINO FORMA A E CHIAVE

EQUIPMENT BOXES WITH COMPLETE SET OF ER COLLETS

TIPO	Art.	FORMA A			
KIT TC 30/H 55 - ER25	**7777**	3342	3695	3669	0996: Ø 2 ÷ 16 (15 Pinze)
KIT TC 30/H 60 - ER32	**7778**	3343	3695	3670	0988: Ø 3 ÷ 20 (18 Pinze)
KIT TC 40/H 70 - ER25	**7779**	3345	3695	3669	0996: Ø 2 ÷ 16 (15 Pinze)
KIT TC 40/H 70 - ER32	**7780**	3346	3695	3670	0988: Ø 3 ÷ 20 (18 Pinze)
KIT TC 40/H 70 - ER40	**7781**	3349	3695	3671	0821: Ø 4 ÷ 26 (23 Pinze)
KIT TC 50/H 70 - ER32	**7782**	3900	3695	3670	0988: Ø 3 ÷ 20 (18 Pinze)
KIT TC 50/H 80 - ER40	**7783**	3901	3695	3671	0821: Ø 4 ÷ 26 (23 Pinze)

DIN 69871

PORTAPINZE ER - GHIERA RALLA GIREVOLE

ER - DIN 6499 COLLET CHUCKS WITH ROTARY RING NUT

FORMA A (AD)

FORMA B (AD+B)

Balanced	G 6,3
≤ H100	12.000 rpm
> H100	8.000 rpm

GHIERA con RALLA GIREVOLE

CARATTERISTICHE E VANTAGGI

- Aumenta sensibilmente la forza di serraggio della pinza.
- Evita la torsione della pinza riducendone l'attrito con la sua sede e conseguentemente ne preserva la precisione.
- E' intercambiabile con le normali ghiere standard ed esagonali.

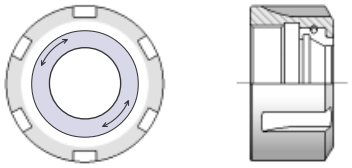

ROTARY RING NUT

CHARACTERISTICS AND ADVANTAGES

- *Collet clamping force is sensitively increased.*
- *Avoids collet torsion reducing friction with its seat and consequently preserves its accuracy.*
- *Is interchangeable with standard and hexagonal nuts.*

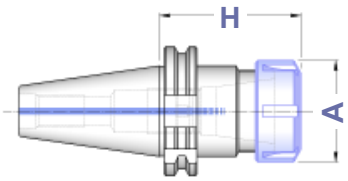

FORMA A
CON GHIERA GC

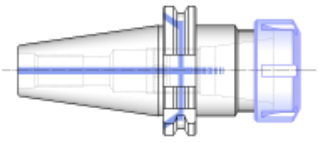

FORMA B
CON GHIERA GC

TIPO	FORMA A Art.	FORMA B Art.	A	CAPACITA'				
TC 30 - ER 16 GC / H 55	8120	——	32	1 ÷ 10	0183	4954	3698	0364
TC 30 - ER 16 GC / H 100	8121	——						
TC 30 - ER 20 GC / H 55	8122	——	35	1 ÷ 13	0183	4955	3699	0787
TC 30 - ER 20 GC / H 100	8123	——						
TC 30 - ER 25 GC / H 55	8124	——	42	1 ÷ 16	0190	3697	3669	0996
TC 30 - ER 25 GC / H 100	8125	——						
TC 30 - ER 32 GC / H 60	8126	——	50	2 ÷ 20	0190	2911	3670	0988
TC 30 - ER 32 GC / H 100	8127	——						
TC 40 - ER 16 GC / H 70	8128	8177	32	1 ÷ 10	0186	4954	3698	0364
TC 40 - ER 16 GC / H 100	8129	8178						
TC 40 - ER 16 GC / H 130	8130	8179						
TC 40 - ER 16 GC / H 160	8131	8180						
TC 40 - ER 16 GC / H 200	8132	8181						
TC 40 - ER 20 GC / H 70	8133	8182	35	1 ÷ 13	0188	4955	3699	0787
TC 40 - ER 20 GC / H 100	8134	8183						
TC 40 - ER 20 GC / H 130	8135	8184						
TC 40 - ER 20 GC / H 160	8136	8185						
TC 40 - ER 20 GC / H 200	8137	8186						
TC 40 - ER 25 GC / H 70	8138	8187	42	1 ÷ 16	0190	3697	3669	0996
TC 40 - ER 25 GC / H 100	8139	8188						
TC 40 - ER 25 GC / H 130	8140	8189						
TC 40 - ER 25 GC / H 160	8141	8190						
TC 40 - ER 25 GC / H 200	8142	8191						
TC 40 - ER 32 GC / H 70	8143	8192	50	2 ÷ 20	0191	2911	3670	0988
TC 40 - ER 32 GC / H 100	8144	8193						
TC 40 - ER 32 GC / H 130	8145	8194						
TC 40 - ER 32 GC / H 160	8146	8195						
TC 40 - ER 32 GC / H 200	8147	8196						
TC 40 - ER 40 GC / H 70	8148	8197	63	3 ÷ 30	0195	2912	3671	0821
TC 40 - ER 40 GC / H 100	8149	8198						
TC 40 - ER 40 GC / H 130	8150	8199						
TC 40 - ER 40 GC / H 160	8151	8200						
TC 40 - ER 40 GC / H 200	8152	8201						
TC 50 - ER 16 GC / H 100	8154	8203	32	1 ÷ 10	0186	4954	3698	0364
TC 50 - ER 16 GC / H 160	8155	8204						
TC 50 - ER 16 GC / H 200	8156	8205						
TC 50 - ER 20 GC / H 100	8157	8206	35	1 ÷ 13	0188	4955	3699	0787
TC 50 - ER 20 GC / H 160	8158	8207						
TC 50 - ER 20 GC / H 200	8159	8208						
TC 50 - ER 25 GC / H 70	8160	8209	42	1 ÷ 16	0190	3697	3669	0996
TC 50 - ER 25 GC / H 100	8161	8210						
TC 50 - ER 25 GC / H 160	8162	8211						
TC 50 - ER 25 GC / H 200	8163	8212						
TC 50 - ER 32 GC / H 70	8164	8213	50	2 ÷ 20	0191	2911	3670	0988
TC 50 - ER 32 GC / H 100	8165	8214						
TC 50 - ER 32 GC / H 130	8166	8215						
TC 50 - ER 32 GC / H 160	8167	8216						
TC 50 - ER 32 GC / H 200	8168	8217						
TC 50 - ER 32 GC / H 250	8169	8218						
TC 50 - ER 40 GC / H 80	8170	8219	63	3 ÷ 30	0195	2912	3671	0821
TC 50 - ER 40 GC / H 100	8171	8220						
TC 50 - ER 40 GC / H 130	8172	8221						
TC 50 - ER 40 GC / H 160	8173	8222						
TC 50 - ER 40 GC / H 200	8174	8223						

DIN 69871

PORTA MANDRINI CON ATTACCO TRAPEZIO DIN 6327
AUTOMOTIVE SHANKS HOLDERS ACCORDING TO DIN 6327

FORMA A (AD)

Balanced	G 6,3
	8.000 rpm

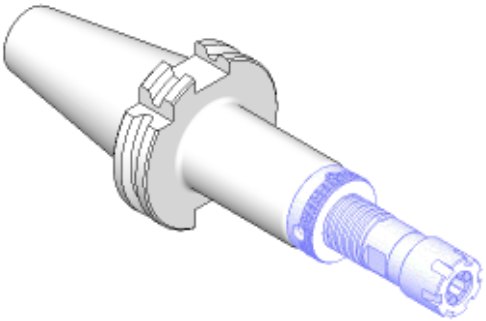

TIPO	FORMA A Art.	D	H	E	
TC 40 - TR 20	**3945**	20	70	32	0020
TC 40 - TR 28	**3946**	28	70	40	0021
TC 40 - TR 36	**3947**	36	120	50	0021
TC 45 - TR 20	**3948**	20	70	32	0020
TC 45 - TR 28	**3949**	28	70	40	0021
TC 45 - TR 36	**3950**	36	100	50	0021
TC 50 - TR 28	**3951**	28	100	40	0021
TC 50 - TR 36	**3952**	36	100	50	0021
TC 50 - TR 48	**3953**	48	105	67	0060

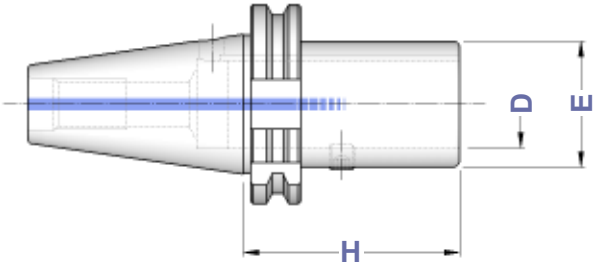

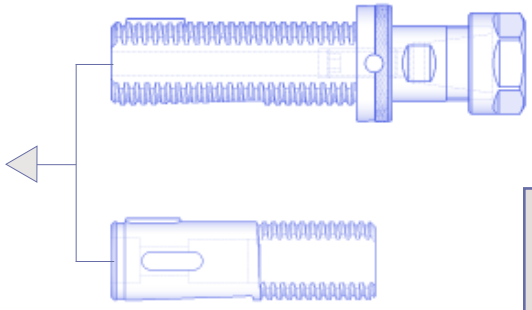

Il programma DIN 6327 si trova da pag. 46

DIN 6327 program is from page 46

DIN 69871

MANDRINI PER PINZE EOC DIN 6388
DIN 6388 COLLET CHUCKS

FORMA B (AD+B)

Balanced	G 6,3
≤ H100	12.000 rpm
> H100	8.000 rpm

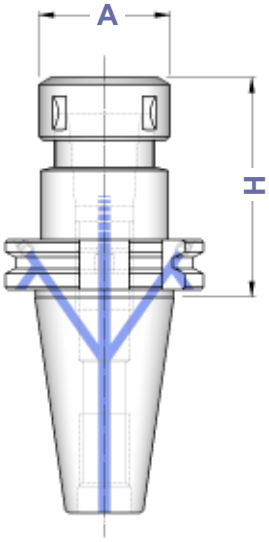

TIPO	FORMA B Art.	A	CAPACITA'			
TC 40 - EOC 16/H 70 TC 40 - EOC 16/H 100 TC 40 - EOC 16/H 130	**8693** **8694** **8695**	43	2 ÷ 16	4067	2883	0768
TC 40 - EOC 25/H 70 TC 40 - EOC 25/H 100 TC 40 - EOC 25/H 130	**8696** **8697** **8698**	60	2 ÷ 25	4068	2909	0769
TC 40 - EOC 32/H 80	**8699**	72	3 ÷ 32	4069	2910	0770
TC 50 - EOC 16/H 70 TC 50 - EOC 16/H 100	**8700** **8701**	43	2 ÷ 16	4067	2883	0768
TC 50 - EOC 25/H 70 TC 50 - EOC 25/H 100 TC 50 - EOC 25/H 130	**8702** **8703** **8704**	60	2 ÷ 25	4068	2909	0769
TC 50 - EOC 32/H 80 TC 50 - EOC 32/H 130	**8705** **8706**	72	3 ÷ 32	4069	2910	0770

Pinze, ghiere e chiavi EOC - DIN 6388 si trovano da pagina 28

Collets, nuts and wrenches EOC - DIN 6388 type you can find from page 28

DIN 69871

MANDRINI A FORTE SERRAGGIO
HIGH GRIP CHUCKS

FORMA A (AD)
FORMA B (AD+B)

Balanced G 6,3
12.000 rpm

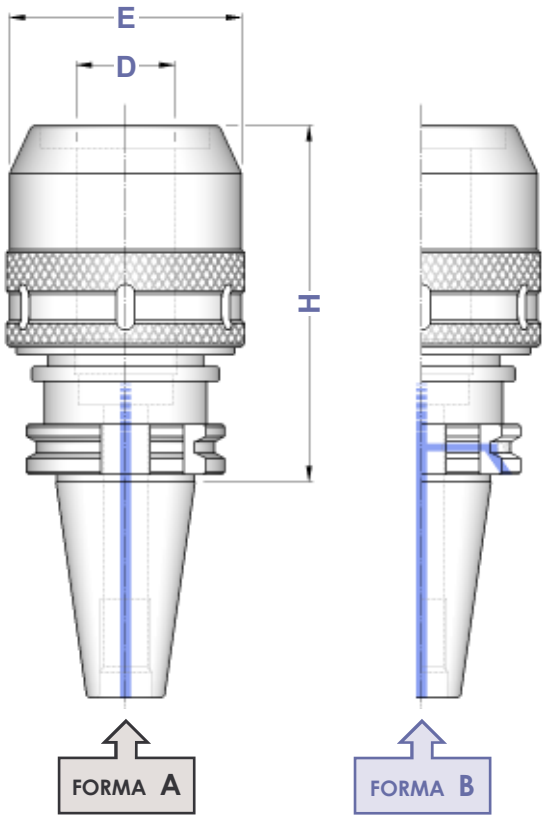

TIPO	FORMA A Art.	FORMA B Art.	D	E		
TC 40 - PC 20/H 80	**5110**	5222	20	54	2900	0809
TC 40 - PC 20/H 105	**3241**	——				
TC 40 - PC 32/H 90	**5111**	5223	32	74	2910	0810
TC 40 - PC 32/H 105	**3242**	——				
TC 40 - PC 32/H 135	**5103**	——				
TC 50 - PC 20/H 80	**5112**	5225	20	54	2900	0809
TC 50 - PC 20/H 105	**3243**	——				
TC 50 - PC 32/H 90	**5113**	5226	32	74	2910	0810
TC 50 - PC 32/H 105	**3244**	——				
TC 50 - PC 32/H 135	**5106**	——				

Pinze cilindriche di riduzione per Mandrini a Forte Serraggio a pag. 31

Reduction cylindrical collets for High Grip Chucks on page 31

CASSETTE CON MANDRINO CHIAVE E PINZE
EQUIPMENT BOXES WITH COLLET CHUCK WRENCH AND COLLETS

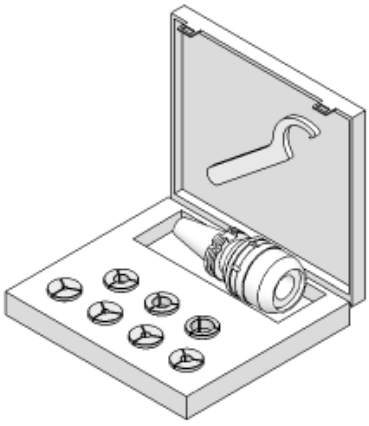

TIPO	Art.	FORMA A			
KIT TC 40 - PC 20/H 80	**7543**	5110	3695	2900	0809 ø 6 - 8 - 10 - 12 - 16
KIT TC 40 - PC 20/H 105	**7704**	3241			
KIT TC 40 - PC 32/H 90	**7544**	5111	3695	2910	0810 ø 6 - 8 - 10 - 12 - 16 - 20 - 25
KIT TC 40 - PC 32/H 105	**7707**	3242			
KIT TC 50 - PC 20/H 80	**7545**	5112	3695	2900	0809 ø 6 - 8 - 10 - 12 - 16
KIT TC 50 - PC 20/H 105	**7708**	3243			
KIT TC 50 - PC 32/H 90	**7546**	5113	3695	2910	0810 ø 6 - 8 - 10 - 12 - 16 - 20 - 25
KIT TC 50 - PC 32/H 105	**7711**	3244			

DIN 69871

MANDRINI A SERRAGGIO IDRAULICO
TIPO CORTO
SHORT TYPE HYDRAULIC CHUCKS

FORMA B (AD+B)

Balanced G 2,5
20.000 rpm

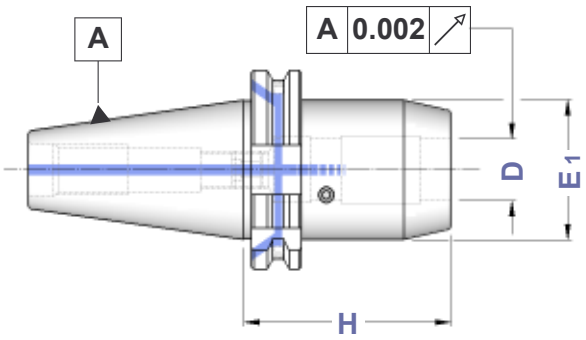

TIPO	FORMA B Art.	D	H	E1	
TC 40 - HYDRO 20	5150	20	64	49,5	0521
TC 50 - HYDRO 32	5160	32	81	72,0	0522

DIN 69871

MANDRINI A SERRAGGIO IDRAULICO
TIPO ALLEGGERITO
RELIEVED TYPE HYDRAULIC CHUCKS

FORMA B (AD+B)

Balanced G 2,5
20.000 rpm

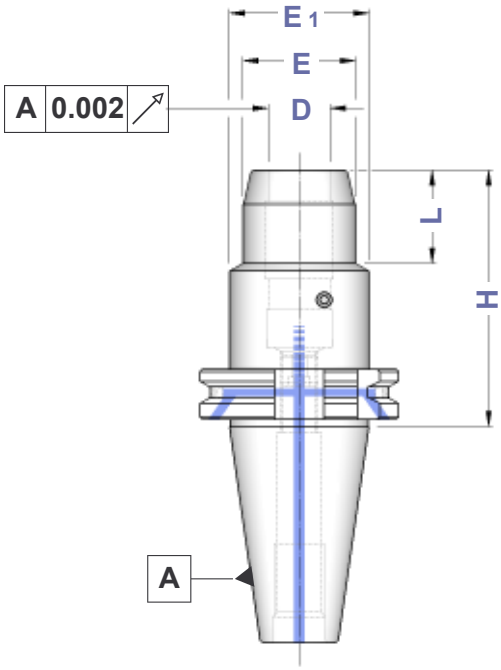

TIPO	FORMA B Art.	D	H	E	E1	L
TC 40 - HYDRO 6 / H 80	5151	6	80	26	49,5	29,5
TC 40 - HYDRO 8 / H 80	5152	8	80	28	49,5	30,0
TC 40 - HYDRO 10 / H 80	5153	10	80	30	49,5	35,0
TC 40 - HYDRO 12 / H 80	5154	12	80	32	49,5	40,0
TC 40 - HYDRO 16 / H 80	5155	16	80	38	49,5	45,0
TC 40 - HYDRO 20 / H 80	5156	20	80	42	49,5	47,0
TC 40 - HYDRO 25 / H 80	5157	25	80	55	63,0	28,0
TC 40 - HYDRO 32 / H 80	5158	32	80	63	70,0	25,5
TC 50 - HYDRO 6 / H 80	8995	6	80	26	49,5	29,5
TC 50 - HYDRO 8 / H 80	8996	8	80	28	49,5	30,0
TC 50 - HYDRO 10 / H 80	8997	10	80	30	49,5	35,0
TC 50 - HYDRO 12 / H 80	8998	12	80	32	49,5	40,0
TC 50 - HYDRO 16 / H 80	8999	16	80	38	49,5	45,0
TC 50 - HYDRO 20 / H 80	5161	20	80	42	49,5	42,0
TC 50 - HYDRO 25 / H 100	5021	25	100	55	63,0	48,0
TC 50 - HYDRO 32 / H 100	5162	32	100	63	70,0	61,0

Pinze cilindriche a tenuta stagna per Mandrini Idraulici a pag. 31 del Catalogo Generale

Watertight cylindrical collets for Hydraulic Chucks on General Catalogue page 31

Applicazioni: consente il bloccaggio ad alta precisione di utensili a gambo cilindrico DIN 1835 Forma A e B, con tolleranza di gambo h 6 e rugosità Ra < 0,3 micron

Attenzione : non azionare il sistema idraulico se l'utensile non è inserito nel mandrino

Applications : *allows high precision locking of DIN 1835 shank tools Form A and B, with shank tollerance h 6 and surface roughness Ra < 0,3 micron.*

Warning : *do not start Hydraulic System without any tool fit inside*

DIN 69871	BARRE A STELO TENERO *BLANK BARS*	FORMA A

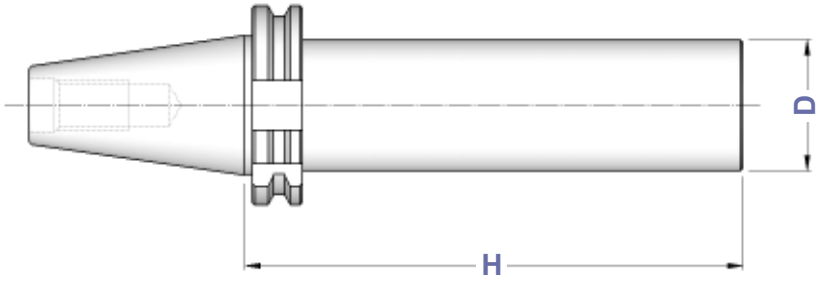

TIPO	FORMA A Art.	H	D
TC 40 - D. 40	**4355**	160	40
TC 40 - D. 50	**4356**	200	50
TC 40 - D. 63	**4357**	250	63
TC 50 - D. 40	**4362**	160	40
TC 50 - D. 50	**4363**	250	50
TC 50 - D. 63	**4364**	250	63
TC 50 - D. 80	**4365**	300	80

BARRE DI CONTROLLO
TEST ARBORS

TIPO	Art.	H	D
CONO 40 - D. 40 SC	**2225**	300	40
CONO 50 - D. 50 SC	**2229**	350	50

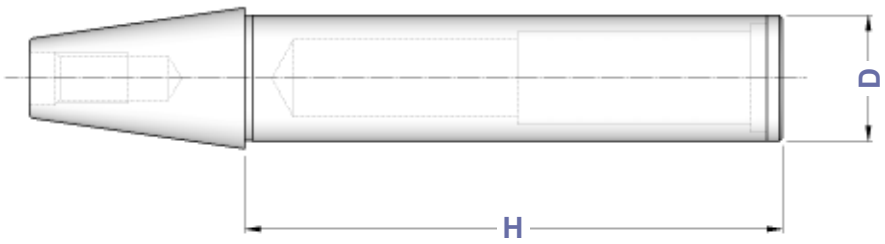

Tolleranze della barra
- **Rettilineità = 0,003**
- **Rotondità in rotazione = 0,003**
- **Cilindricità = 0,003**

Bars tolerance
- *Straitghnes = 0,003*
- *Runout accuracy = 0,003*
- *Cylindricity = 0,003*

Dati costruttivi
- **Costruite in acciaio da cementazione certificato**
- **Cementate con profondità 0,4 - 0,5 mm**
- **Temprate, rinvenute, brunite**
- **Durezza HRC 58 ± 2, resistenza 800-1000 N/mm²**
- **Finitura di rettifica esterna**
- **Collaudate 100% con strumenti di misura certificati**

Constructive Features
- *Manufactured with casehardening steel*
- *Casehardened with depth 0,4 - 0,5 mm*
- *Hardened, tempered, black oxided*
- *Hardnes HRC 58 ± 2, strenght 800-1000 N/mm²*
- *External grinding finish*
- *Tested 100% with certified measuring instruments*

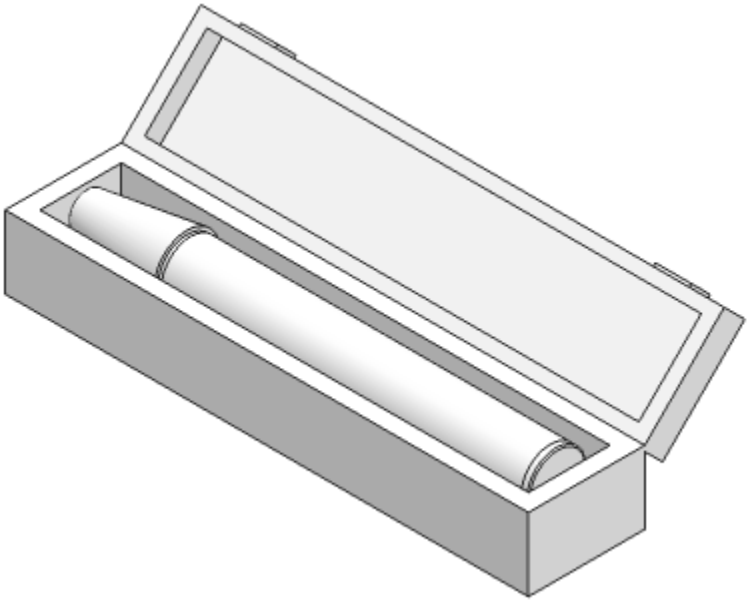

DIN 69871

PORTAFRESE WELDON TIPO EXTRACORTO

SHORT TYPE END MILL HOLDERS FOR DIN 1835-B SHANKS

FORMA A (AD)

FORMA B (AD+B)

Balanced G 6,3
12.000 rpm

TIPO	FORMA A Art.	FORMA B Art.	D	H	E	Fig.	G1	G2
TC 40 - WE 12/H 35	3079	8341	12	35	44	1	4973	——
TC 40 - WE 14/H 35	8338	8342	14	35	44	1	0390	——
TC 40 - WE 16/H 35	3080	2231	16	35	44	1	0068	——
TC 40 - WE 18/H 35	8339	8343	18	35	44	1	0261	——
TC 40 - WE 20/H 35	3081	2242	20	35	44	1	0070	——
TC 40 - WE 25/H 35	3082	2243	25	35	44	1	0076	——
TC 40 - WE 25/H 60	3015	4641		60	49	2	0076	0076
TC 40 - WE 32/H 40	3083	4642	32	40	44	1	0074	——
TC 40 - WE 32/H 70	4640	4643		70	72	2	0082	4977
TC 45 - WE 25/H 35	3085	——	25	35	57	1	0075	——
TC 50 - WE 16/H 35	3086	2234	16	35	70	1	4974	——
TC 50 - WE 18/H 35	8340	8344	18	35	70	1	4974	——
TC 50 - WE 20/H 35	3087	2237	20	35	70	1	4975	——
TC 50 - WE 25/H 35	3088	2251	25	35	70	1	4976	——
TC 50 - WE 32/H 35	3089	2252	32	35	70	1	4977	——
TC 50 - WE 40/H 35	3136	8345	40	35	70	1	0259	——

WELDON EXTRACORTO
SHORT TYPE END MILL
Figura 1

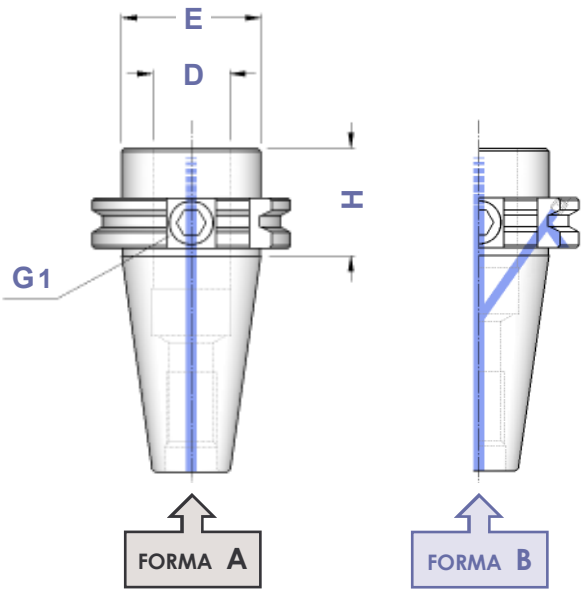

WELDON EXTRACORTO
SHORT TYPE END MILL
Figura 2

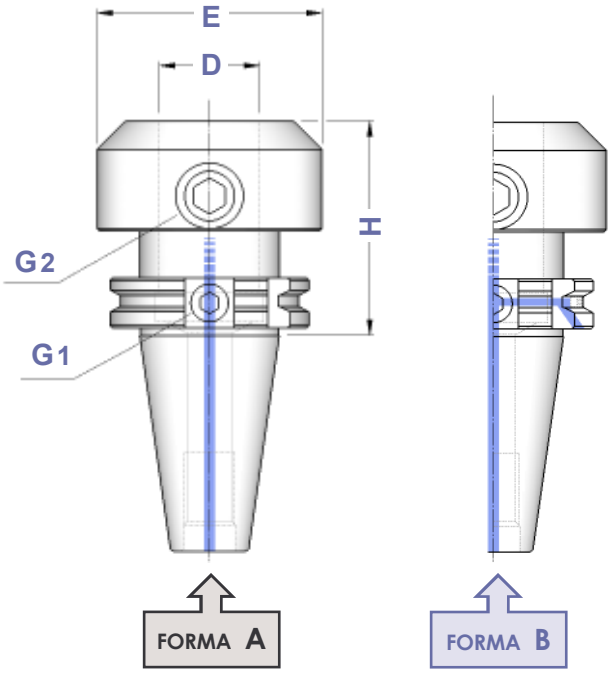

DIN 69871

PORTAFRESE WELDON

TOOLHOLDERS FOR DIN 1835-B SHANKS

FORMA A (AD)

FORMA B (AD+B)

Balanced	G 6,3
≤ H100	12.000 rpm
> H100	8.000 rpm

Figura 1

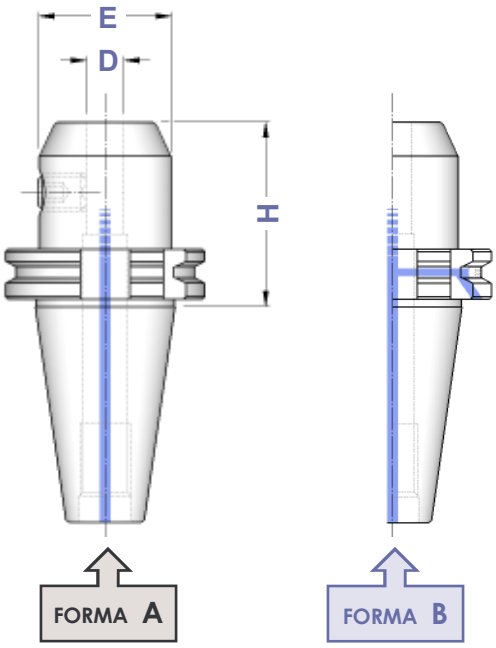

Figura 2

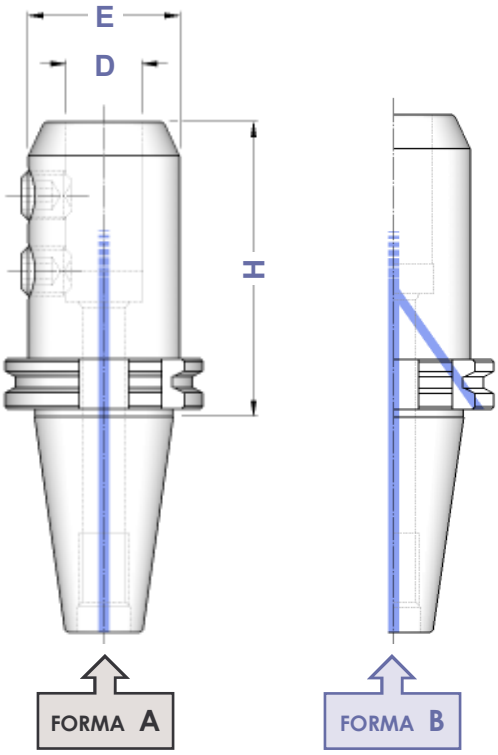

TIPO	FORMA A Art.	FORMA B Art.	D	H	E	Fig.	
TC 30 - WE 6/H 45	3707	——	6	45	25	1	4970
TC 30 - WE 8/H 45	3708	——	8	45	28	1	4971
TC 30 - WE 10/H 50	3709	——	10	50	35	1	4972
TC 30 - WE 12/H 50	3710	——	12	50	42	1	4973
TC 30 - WE 16/H 70	3711	——	16	70	48	1	4974
TC 30 - WE 20/H 70	3712	——	20	70	52	1	4975
TC 40 - WE 6/H 50	3714	4761	6	50	25	1	4970
TC 40 - WE 6/H100	5001	5028		100			
TC 40 - WE 6/H130	5400	5416		130			
TC 40 - WE 6/H160	5519	5551		160			
TC 40 - WE 6/H200	4029	4144		200			
TC 40 - WE 8/H 50	3715	4762	8	50	28	1	4971
TC 40 - WE 8/H100	5002	5029		100			
TC 40 - WE 8/H130	5401	5417		130			
TC 40 - WE 8/H160	5520	5552		160			
TC 40 - WE 8/H200	4030	4146		200			
TC 40 - WE 10/H 50	3716	4763	10	50	35	1	4972
TC 40 - WE 10/H100	5003	5030		100			
TC 40 - WE 10/H130	5402	5418		130			
TC 40 - WE 10/H160	5521	5553		160			
TC 40 - WE 10/H200	4031	4148		200			
TC 40 - WE 12/H 50	3717	4764	12	50	42	1	4973
TC 40 - WE 12/H100	5004	5031		100			
TC 40 - WE 12/H130	5403	5419		130			
TC 40 - WE 12/H160	5524	5554		160			
TC 40 - WE 12/H200	4032	4150		200			
TC 40 - WE 14/H 50	3594	4765	14	50	44	1	4973
TC 40 - WE 14/H100	5005	5032		100			
TC 40 - WE 14/H130	4033	4155		130			
TC 40 - WE 14/H160	4034	4157		160			
TC 40 - WE 14/H200	4035	4158		200			
TC 40 - WE 16/H 63	3718	4766	16	63	48	1	4974
TC 40 - WE 16/H100	5006	5033		100			
TC 40 - WE 16/H130	5404	5420		130			
TC 40 - WE 16/H160	5007	5035		160			
TC 40 - WE 16/H200	4036	4159		200			
TC 40 - WE 18/H 63	3595	4767	18	63	50	1	4974
TC 40 - WE 18/H100	5008	5036		100			
TC 40 - WE 18/H130	4037	4160		130			
TC 40 - WE 18/H160	4038	4162		160			
TC 40 - WE 18/H200	4039	4163		200			
TC 40 - WE 20/H 63	3719	4768	20	63	52	1	4975
TC 40 - WE 20/H100	5010	5038		100			
TC 40 - WE 20/H130	5011	5039		130			
TC 40 - WE 20/H160	5012	5040		160			
TC 40 - WE 20/H200	4043	4164		200			
TC 40 - WE 25/H100	3720	4769	25	100	65	2	4976
TC 40 - WE 25/H130	5013	5041		130			
TC 40 - WE 25/H160	5014	5042		160			
TC 40 - WE 25/H200	4044	4166		200			
TC 40 - WE 32/H100	3721	4770	32	100	72	2	4977
TC 40 - WE 32/H130	5015	5043		130			
TC 40 - WE 32/H160	5016	5044		160			
TC 40 - WE 32/H200	4045	4168		200			
TC 40 - WE 40/H115	4457	4771	40	115	80	2	4977

segue

segue

Figura 1

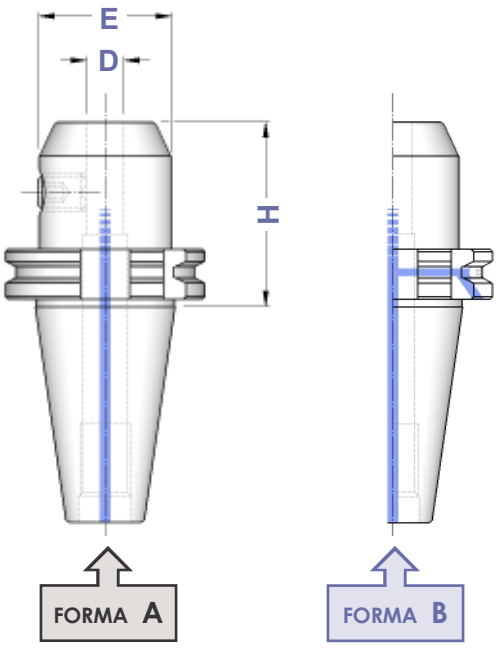

Figura 2

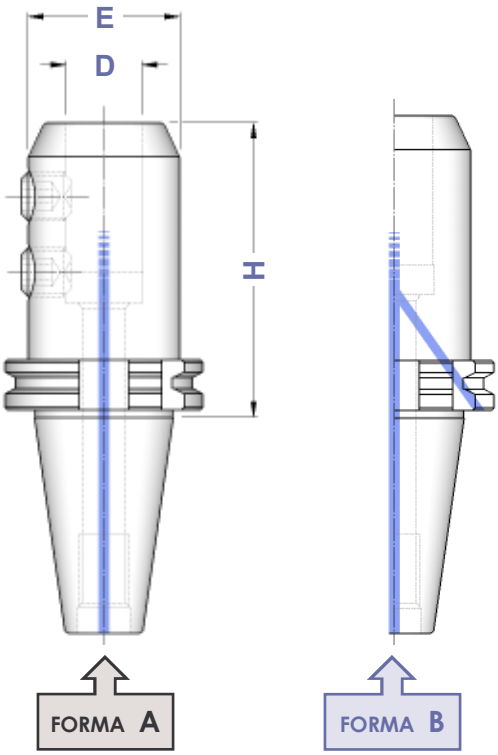

TIPO	FORMA A Art.	FORMA B Art.	D	H	E	Fig.	
TC 45 - WE 6/H 63	**3722**	——	6	63	25	1	4970
TC 45 - WE 8/H 63	**3723**	——	8	63	28	1	4971
TC 45 - WE 10/H 63	**3724**	——	10	63	35	1	4972
TC 45 - WE 12/H 63	**3725**	——	12	63	42	1	4973
TC 45 - WE 16/H 63	**3726**	——	16	63	48	1	4974
TC 45 - WE 20/H 63	**3727**	——	20	63	52	1	4975
TC 45 - WE 25/H 100	**3728**	——	25	100	65	2	4976
TC 45 - WE 32/H 100	**3729**	——	32	100	72	2	4977
TC 45 - WE 40/H 100	**4515**	——	40	100	80	2	4977
TC 50 - WE 6/H 63	**3730**	4783	6	63	25	1	4970
TC 50 - WE 6/H 100	**5017**	5045		100			
TC 50 - WE 6/H 130	**5405**	5426		130			
TC 50 - WE 6/H 160	**5525**	5555		160			
TC 50 - WE 6/H 200	**4123**	4173		200			
TC 50 - WE 8/H 63	**3731**	4784	8	63	28	1	4971
TC 50 - WE 8/H 100	**5018**	5046		100			
TC 50 - WE 8/H 130	**5406**	5427		130			
TC 50 - WE 8/H 160	**5526**	5556		160			
TC 50 - WE 8/H 200	**4125**	4175		200			
TC 50 - WE 10/H 63	**3732**	4785	10	63	35	1	4972
TC 50 - WE 10/H 100	**5019**	5047		100			
TC 50 - WE 10/H 130	**5407**	5428		130			
TC 50 - WE 10/H 160	**5527**	5558		160			
TC 50 - WE 10/H 200	**4128**	4177		200			
TC 50 - WE 12/H 63	**3733**	4786	12	63	42	1	4973
TC 50 - WE 12/H 100	**5528**	5559		100			
TC 50 - WE 12/H 130	**5408**	5429		130			
TC 50 - WE 12/H 160	**5020**	5048		160			
TC 50 - WE 12/H 200	**4129**	4179		200			
TC 50 - WE 14/H 63	**4516**	4787	14	63	44	1	4973
TC 50 - WE 14/H 100	**5529**	5560		100			
TC 50 - WE 14/H 130	**4130**	4182		130			
TC 50 - WE 14/H 160	**4132**	4183		160			
TC 50 - WE 14/H 200	**4134**	4204		200			
TC 50 - WE 16/H 63	**3734**	4788	16	63	48	1	4974
TC 50 - WE 16/H 100	**5534**	5561		100			
TC 50 - WE 16/H 130	**5409**	5430		130			
TC 50 - WE 16/H 160	**5022**	5050		160			
TC 50 - WE 16/H 200	**4136**	4206		200			
TC 50 - WE 18/H 63	**4517**	4789	18	63	50	1	4974
TC 50 - WE 18/H 100	**5535**	5562		100			
TC 50 - WE 18/H 130	**4137**	4213		130			
TC 50 - WE 18/H 160	**4138**	4215		160			
TC 50 - WE 18/H 200	**4139**	4236		200			
TC 50 - WE 20/H 63	**3735**	4790	20	63	52	1	4975
TC 50 - WE 20/H 100	**5536**	5563		100			
TC 50 - WE 20/H 130	**5410**	5431		130			
TC 50 - WE 20/H 160	**5024**	5052		160			
TC 50 - WE 20/H 200	**4140**	4242		200			
TC 50 - WE 25/H 80	**3736**	4791	25	80	65	2	4976
TC 50 - WE 25/H 100	**5413**	5051		100			
TC 50 - WE 25/H 130	**5414**	5432		130			
TC 50 - WE 25/H 160	**5025**	5054		160			
TC 50 - WE 25/H 200	**4141**	4244		200			
TC 50 - WE 32/H 100	**3737**	4792	32	100	72	2	4977
TC 50 - WE 32/H 130	**5415**	5433		130			
TC 50 - WE 32/H 160	**5026**	5055		160			
TC 50 - WE 32/H 200	**4142**	4245		200			
TC 50 - WE 40/H 120	**3738**	4793	40	120	80	2	4977
TC 50 - WE 40/H 160	**5027**	5056		160			
TC 50 - WE 50/H 120	**3739**	4247	50	120	97	2	4978

DIN 69871

PORTAFRESE WELDON CON SFERE DI LUBRIFICAZIONE
TOOLHOLDERS FOR DIN 1835-B SHANKS WITH FRONT COOLANT

FORMA B (AD+B)

Balanced G 6,3
12.000 rpm

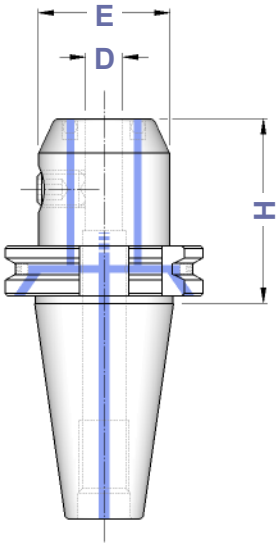

TIPO	FORMA B Art.	D	H	E	
TC 40 - WEC 6/H 50	7850	6	50	25	4970
TC 40 - WEC 8/H 50	7851	8	50	28	4971
TC 40 - WEC 10/H 50	7852	10	50	35	4972
TC 40 - WEC 12/H 50	7853	12	50	42	4973
TC 40 - WEC 14/H 50	7854	14	50	44	4973
TC 40 - WEC 16/H 63	7855	16	63	48	4974
TC 40 - WEC 18/H 63	7856	18	63	50	4974
TC 40 - WEC 20/H 63	7857	20	63	52	4975
TC 40 - WEC 25/H 100	7858	25	100	65	4976
TC 40 - WEC 32/H 100	7859	32	100	72	4977
TC 40 - WEC 40/H 115	7860	40	115	80	4977
TC 50 - WEC 6/H 63	7861	6	63	25	4970
TC 50 - WEC 8/H 63	7862	8	63	28	4971
TC 50 - WEC 10/H 63	7863	10	63	35	4972
TC 50 - WEC 12/H 63	7864	12	63	42	4973
TC 50 - WEC 14/H 63	7865	14	63	44	4973
TC 50 - WEC 16/H 63	7866	16	63	48	4974
TC 50 - WEC 18/H 63	7867	18	63	50	4974
TC 50 - WEC 20/H 63	7868	20	63	52	4975
TC 50 - WEC 25/H 80	7869	25	80	65	4976
TC 50 - WEC 32/H 100	7870	32	100	72	4977
TC 50 - WEC 40/H 120	7871	40	120	80	4977

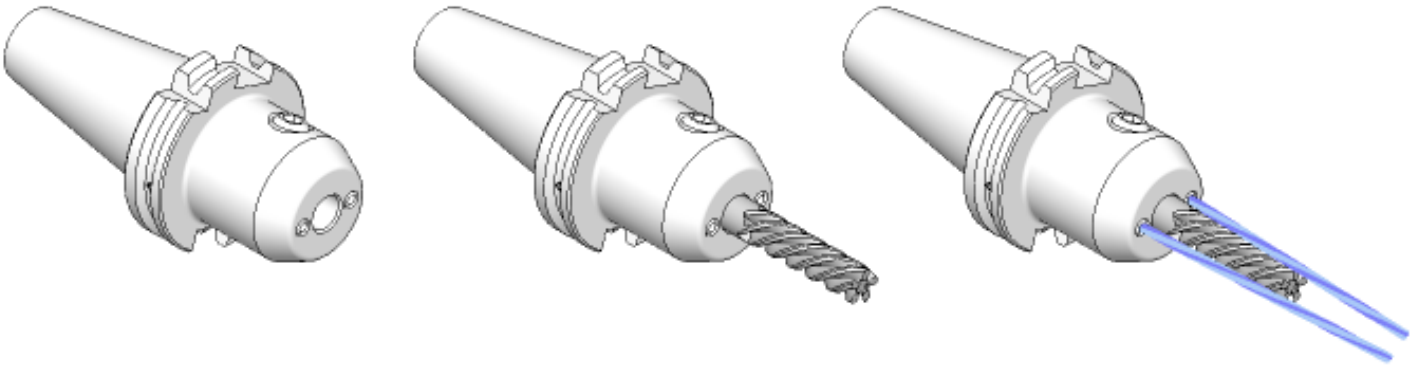

Dove trovare questi Articoli
Where to find those Items

Ugelli a sfera - pag. 263
Sphere coolant noozles - page 263

Prolunghe per ugelli - pag. 263
Extensions for coolant noozles - page 263

DIN 69871

MANDRINI PER UTENSILI ATTACCO WHISTLE NOTCH

END MILL HOLDERS FOR DIN 1835-E SHANKS

FORMA B (AD+B)

Balanced G 6,3
12.000 rpm

TIPO	FORMA B Art.	D	H	E	Fig.	G1	G2
TC 40 - WN 6/ H 50	4795	6	50	25	1	0233	4970
TC 40 - WN 8/ H 50	4796	8	50	28	1	0235	4971
TC 40 - WN 10/ H 50	4797	10	50	35	1	0238	4972
TC 40 - WN 12/ H 50	4798	12	50	42	1	0240	4973
TC 40 - WN 14/ H 50	4799	14	50	44	1	0240	4973
TC 40 - WN 16/ H 63	4800	16	63	48	1	0245	4974
TC 40 - WN 18/ H 63	4801	18	63	50	1	0245	4974
TC 40 - WN 20/ H 63	4802	20	63	52	1	0245	4975
TC 40 - WN 25/ H 100	4803	25	100	65	2	0212	4976
TC 40 - WN 32/ H 100	4804	32	100	72	2	0212	4977
TC 40 - WN 40/ H 115	4805	40	115	80	2	0212	4977
TC 50 - WN 6/ H 63	4815	6	63	25	1	0233	4970
TC 50 - WN 8/ H 63	4816	8	63	28	1	0235	4971
TC 50 - WN 10/ H 63	4817	10	63	35	1	0238	4972
TC 50 - WN 12/ H 63	4818	12	63	42	1	0240	4973
TC 50 - WN 14/ H 63	4819	14	63	44	1	0240	4973
TC 50 - WN 16/ H 63	4820	16	63	48	1	0245	4974
TC 50 - WN 18/ H 63	4821	18	63	50	1	0245	4974
TC 50 - WN 20/ H 63	4822	20	63	52	1	0245	4975
TC 50 - WN 25/ H 80	4823	25	80	65	2	0247	4976
TC 50 - WN 32/ H 100	4824	32	100	72	2	0247	4977
TC 50 - WN 40/ H 120	4825	40	120	80	2	0247	4977

Figura 1

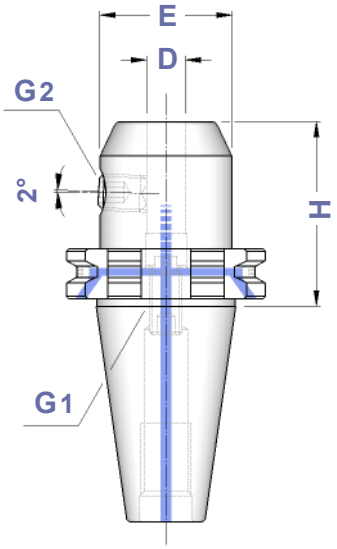

Figura 2

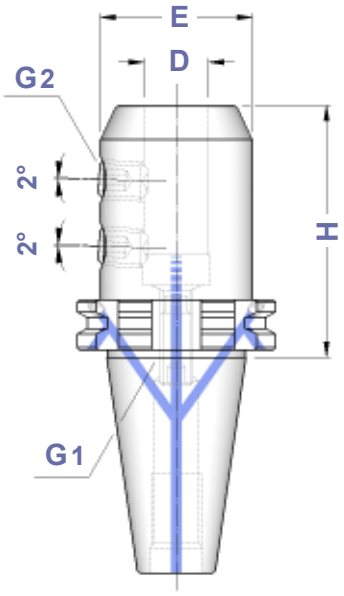

Dove trovare questi Articoli
Where to find those Items

Grani di bloccaggio - pag. 197
Locking screws - page 197

Grani di bloccaggio - pag. 199
Locking screws - page 199

DIN 69871

RIDUZIONI A CONO MORSE PER PUNTE

MORSE TAPER ADAPTERS FOR TWIST DRILLS DIN 228 FORM B SHANK

FORMA A
FORMA B

Balanced G 6,3
8.000 rpm

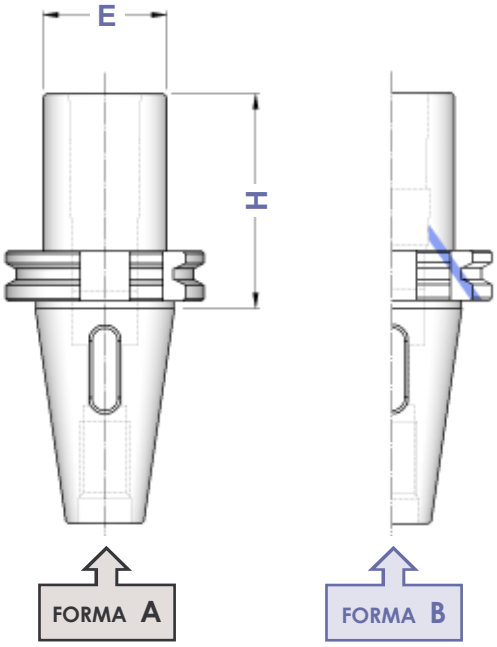

TIPO	FORMA A Art.	FORMA B Art.	CM	H	E
TC 30 - CM 1 PUNTE	**3600**	——	1	55	25
TC 30 - CM 2 PUNTE	**3631**	——	2	65	32
TC 30 - CM 3 PUNTE	**3632**	——	3	90	40
TC 40 - CM 1 PUNTE	**3601**	**4826**	1	50	25
TC 40 - CM 2 PUNTE	**3602**	**4827**	2	60	32
TC 40 - CM 3 PUNTE	**3635**	**4828**	3	70	40
TC 40 - CM 4 PUNTE	**3636**	**4829**	4	95	48
TC 50 - CM 1 PUNTE	**3603**	——	1	45	25
TC 50 - CM 2 PUNTE	**3604**	**4835**	2	60	32
TC 50 - CM 3 PUNTE	**3605**	**4836**	3	65	40
TC 50 - CM 4 PUNTE	**3645**	**4837**	4	95	48
TC 50 - CM 5 PUNTE	**3646**	**4838**	5	120	63

DIN 69871

RIDUZIONI A CONO MORSE PER FRESE

MORSE TAPER ADAPTERS FOR MILLING CUTTERS DIN 228 FORM A SHANK

FORMA A
FORMA B

Balanced G 6,3
8.000 rpm

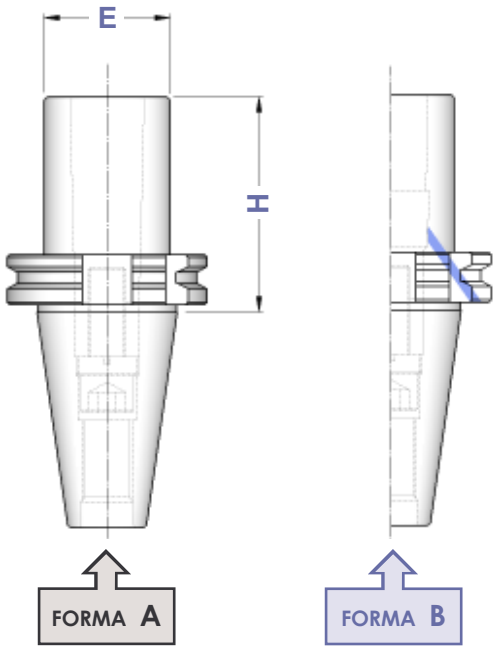

TIPO	FORMA A Art.	FORMA B Art.	CM	H	E			
TC 30 - CM 2 FRESE	**3892**	——	2	60	32	7448	7422	4569
TC 30 - CM 3 FRESE	**3893**	——	3	80	40	7402	7423	4570
TC 40 - CM 2 FRESE	**3681**	**4840**	2	50	32	7448	7422	4569
TC 40 - CM 3 FRESE	**3894**	**4841**	3	70	40	7403	7423	4570
TC 40 - CM 4 FRESE	**3895**	**4842**	4	95	48	7404	7424	4571
TC 50 - CM 2 FRESE	**3666**	**4848**	2	60	32	7448	7422	4569
TC 50 - CM 3 FRESE	**3897**	**4849**	3	65	40	7403	7423	4570
TC 50 - CM 4 FRESE	**3898**	**4850**	4	95	48	7407	7424	4571
TC 50 - CM 5 FRESE	**3899**	**4851**	5	120	63	7408	7425	4572

DIN 69871

RIDUZIONI A CONO MORSE PUNTE + FRESE
COMBINATE

COMBI MORSE TAPER ADAPTERS: TWIST DRILLS + MILLING CUTTERS

FORMA A
FORMA B

Balanced G 6,3
8.000 rpm

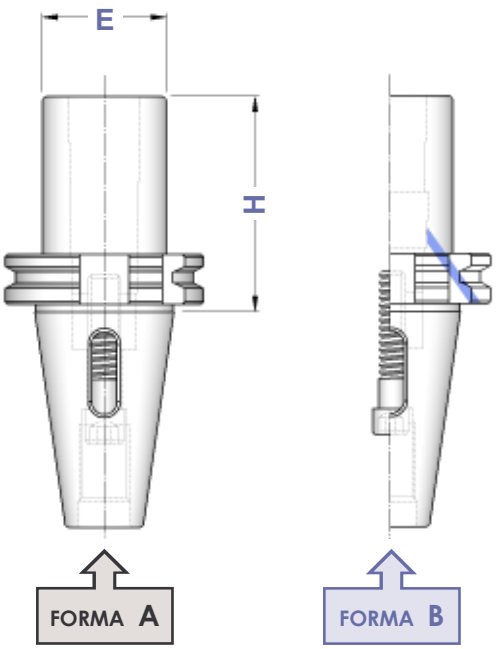

TIPO	FORMA A Art.	FORMA B Art.	CM	H	E		
TC 30 - CM 1 P+F	**3630**	——	1	55	25	7415	——
TC 30 - CM 2 P+F	**3606**	——	2	65	32	7400	0276
TC 30 - CM 3 P+F	**3608**	——	3	90	40	7418	0130
TC 40 - CM 1 P+F	**3633**	**8740**	1	50	25	7400	——
TC 40 - CM 2 P+F	**3634**	**8741**	2	60	32	7401	——
TC 40 - CM 3 P+F	**3607**	**8742**	3	70	40	7400	0130
TC 45 - CM 1 P+F	**3637**	——	1	50	25	7400	——
TC 45 - CM 2 P+F	**3638**	——	2	60	32	7405	——
TC 45 - CM 3 P+F	**3639**	——	3	80	40	7455	——
TC 45 - CM 4 P+F	**3641**	——	4	100	48	0056	0129
TC 50 - CM 1 P+F	**3642**	——	1	45	25	7400	——
TC 50 - CM 2 P+F	**3643**	**8743**	2	60	32	7405	——
TC 50 - CM 3 P+F	**3644**	**8744**	3	65	40	7406	——
TC 50 - CM 4 P+F	**3682**	**8745**	4	95	48	7409	——
TC 50 - CM 5 P+F	**3683**	**8746**	5	120	63	7406	0131

DIN 69871

RIDUZIONI A CONO MORSE PER PUNTE E PUNTE + FRESE
TIPO PROLUNGATO

EXTENDED MORSE TAPER ADAPTERS: TWIST DRILLS + MILLING CUTTERS

FORMA A

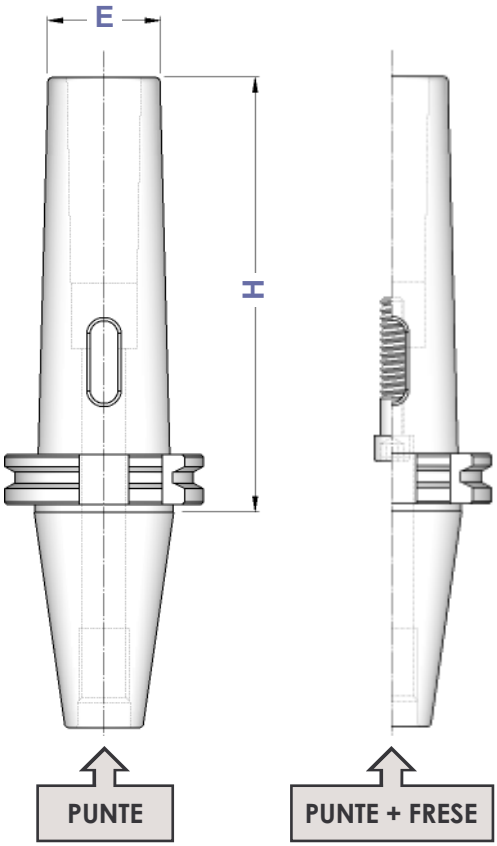

TIPO	PUNTE Art.	PUNTE + FRESE Art.	CM	H	E		
TC 40 - CM 1	**3778**	**4238**	1	115	18	7400	——
TC 40 - CM 2	**3779**	**4239**	2	125	25	7401	——
TC 40 - CM 3	**3780**	**4240**	3	140	33	7400	0130
TC 40 - CM 4	**4241**	——	4	165	40	——	——
TC 45 - CM 1	——	**3684**	1	120	18	7400	——
TC 45 - CM 2	——	**3685**	2	130	25	7405	——
TC 45 - CM 3	——	**3686**	3	140	33	7455	——
TC 45 - CM 4	——	**3687**	4	160	40	0056	0129
TC 50 - CM 1	**3745**	**4248**	1	120	18	7400	——
TC 50 - CM 2	**3746**	**4249**	2	140	25	7405	——
TC 50 - CM 3	**3747**	**4250**	3	150	33	7406	——
TC 50 - CM 4	**3748**	**4251**	4	180	40	7409	——
TC 50 - CM 5	**3749**	**4252**	5	220	55	0055	0131

DIN 69871

PORTAFRESE FISSI

DIN 6357 FACE MILL HOLDERS

FORMA A

Balanced G 6,3
8.000 rpm

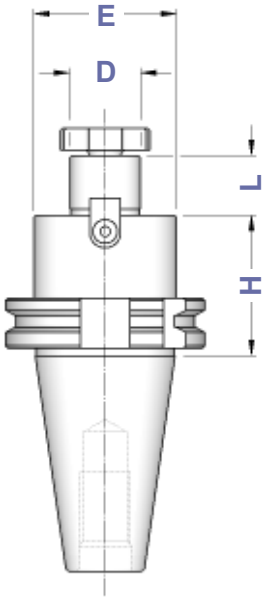

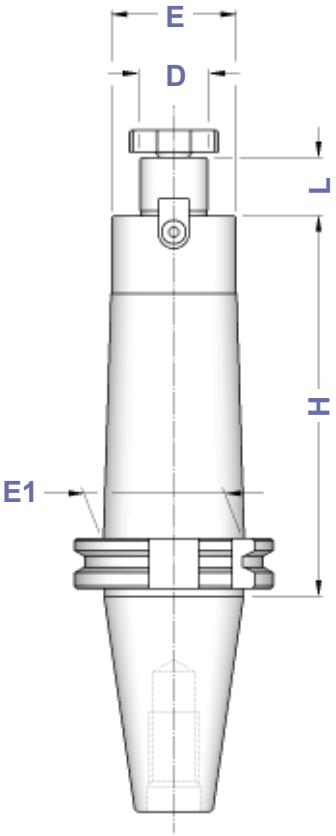

TIPO	FORMA A Art.	D	L	E	E1		
TC 30 - D. 13 FISSO / H 35	**3940**	13	12	28	28	0482	——
TC 30 - D. 16 FISSO / H 35	**4122**	16	17	38	38	4985	4562
TC 30 - D. 22 FISSO / H 50	**4124**	22	19	48	48	4986	4563
TC 30 - D. 27 FISSO / H 50	**4126**	27	21	58	58	4987	4564
TC 30 - D. 32 FISSO / H 55	**4143**	32	24	58	58	4988	4565
TC 40 - D. 13 FISSO / H 45	**8363**	13	12	28	28	0482	——
TC 40 - D. 16 FISSO / H 45 TC 40 - D. 16 FISSO / H 100 TC 40 - D. 16 FISSO / H 130 TC 40 - D. 16 FISSO / H 160 TC 40 - D. 16 FISSO / H 200	**4127** **5537** **9400** **8364** **8365**	16	17	38	38	4985	4562
TC 40 - D. 22 FISSO / H 45 TC 40 - D. 22 FISSO / H 100 TC 40 - D. 22 FISSO / H 130 TC 40 - D. 22 FISSO / H 160 TC 40 - D. 22 FISSO / H 200	**4652** **5538** **9401** **5539** **8366**	22	19	48 46	48	4986	4563
TC 40 - D. 27 FISSO / H 50 TC 40 - D. 27 FISSO / H 100 TC 40 - D. 27 FISSO / H 130 TC 40 - D. 27 FISSO / H 160 TC 40 - D. 27 FISSO / H 200	**4653** **5540** **9402** **5541** **8367**	27	21	58 48	58 48	4987	4564
TC 40 - D. 32 FISSO / H 55 TC 40 - D. 32 FISSO / H 100 TC 40 - D. 32 FISSO / H 160	**4654** **5542** **8368**	32	24	78 58	78 58	4988	4565
TC 40 - D. 40 FISSO / H 55 TC 40 - D. 40 FISSO / H 100 TC 40 - D. 40 FISSO / H 160	**4655** **4694** **8369**	40	27	88 70	88 70	4989	4566
TC 50 - D. 16 FISSO / H 45 TC 50 - D. 16 FISSO / H 100 TC 50 - D. 16 FISSO / H 130 TC 50 - D. 16 FISSO / H 160 TC 50 - D. 16 FISSO / H 200	**4661** **4695** **9405** **8370** **8371**	16	17	38	38	4985	4562
TC 50 - D. 22 FISSO / H 45 TC 50 - D. 22 FISSO / H 100 TC 50 - D. 22 FISSO / H 130 TC 50 - D. 22 FISSO / H 160 TC 50 - D. 22 FISSO / H 200 TC 50 - D. 22 FISSO / H 250 TC 50 - D. 22 FISSO / H 300	**4662** **5544** **9406** **5545** **8372** **8373** **8374**	22	19	48 46	48	4986	4563
TC 50 - D. 27 FISSO / H 45 TC 50 - D. 27 FISSO / H 100 TC 50 - D. 27 FISSO / H 130 TC 50 - D. 27 FISSO / H 160 TC 50 - D. 27 FISSO / H 200 TC 50 - D. 27 FISSO / H 250 TC 50 - D. 27 FISSO / H 300	**4663** **5546** **9407** **5547** **8375** **8376** **8377**	27	21	58 55	58 78	4987	4564
TC 50 - D. 32 FISSO / H 50 TC 50 - D. 32 FISSO / H 100 TC 50 - D. 32 FISSO / H 130 TC 50 - D. 32 FISSO / H 160 TC 50 - D. 32 FISSO / H 200 TC 50 - D. 32 FISSO / H 250 TC 50 - D. 32 FISSO / H 300	**4664** **5548** **9408** **5549** **8378** **8379** **8380**	32	24	78 66	78	4988	4565
TC 50 - D. 40 FISSO / H 55 TC 50 - D. 40 FISSO / H 100 TC 50 - D. 40 FISSO / H 160 TC 50 - D. 40 FISSO / H 200	**4665** **5550** **8381** **8382**	40	27	88 70	88 70	4989	4566

DIN 69871

PORTAFRESE FISSI CON PASSAGGIO REFRIGERANTE

DIN 6357 FACE MILL HOLDERS WITH COOLANT THROUGH

FORMA B (AD+B)

Balanced G 6,3
8.000 rpm

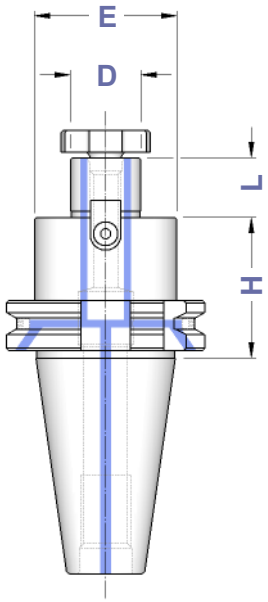

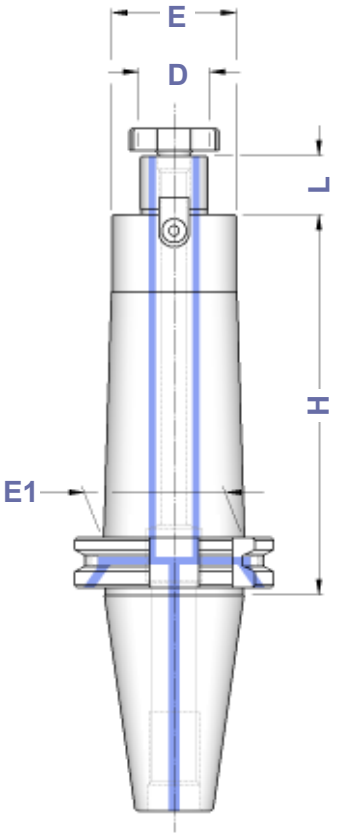

TIPO	FORMA B Art.	D	L	E	E1		
TCB 40 - D.16 FISSO/H 45 TCB 40 - D.16 FISSO/H 100 TCB 40 - D.16 FISSO/H 130 TCB 40 - D.16 FISSO/H 160 TCB 40 - D.16 FISSO/H 200	5844 5845 9410 8385 8386	16	17	38	38	4985	4562
TCB 40 - D.22 FISSO/H 45 TCB 40 - D.22 FISSO/H 100 TCB 40 - D.22 FISSO/H 130 TCB 40 - D.22 FISSO/H 160 TCB 40 - D.22 FISSO/H 200	5846 5847 9411 8387 8388	22	19	48 46	48	4986	4563
TCB 40 - D.27 FISSO/H 50 TCB 40 - D.27 FISSO/H 100 TCB 40 - D.27 FISSO/H 130 TCB 40 - D.27 FISSO/H 160 TCB 40 - D.27 FISSO/H 200	5848 5849 9412 8389 8390	27	21	58 48	58 48	4987	4564
TCB 40 - D.32 FISSO/H 55 TCB 40 - D.32 FISSO/H 100 TCB 40 - D.32 FISSO/H 160	5850 5851 8391	32	24	78 58	78 58	4988	4565
TCB 40 - D.40 FISSO/H 55 TCB 40 - D.40 FISSO/H 100 TCB 40 - D.40 FISSO/H 160	5852 8392 8393	40	27	88 70	88 70	4989	4566
TCB 50 - D.16 FISSO/H 45 TCB 50 - D.16 FISSO/H 100 TCB 50 - D.16 FISSO/H 130 TCB 50 - D.16 FISSO/H 160 TCB 50 - D.16 FISSO/H 200	5853 5854 9415 8394 8395	16	17	38	38	4985	4562
TCB 50 - D.22 FISSO/H 45 TCB 50 - D.22 FISSO/H 100 TCB 50 - D.22 FISSO/H 130 TCB 50 - D.22 FISSO/H 160 TCB 50 - D.22 FISSO/H 200 TCB 50 - D.22 FISSO/H 250 TCB 50 - D.22 FISSO/H 300	5855 5856 9416 8396 8397 8398 8399	22	19	48 46	48	4986	4563
TCB 50 - D.27 FISSO/H 45 TCB 50 - D.27 FISSO/H 100 TCB 50 - D.27 FISSO/H 130 TCB 50 - D.27 FISSO/H 160 TCB 50 - D.27 FISSO/H 200 TCB 50 - D.27 FISSO/H 250 TCB 50 - D.27 FISSO/H 300	5857 5858 9417 8400 8401 8402 8403	27	21	58 55	58 78	4987	4564
TCB 50 - D.32 FISSO/H 50 TCB 50 - D.32 FISSO/H 100 TCB 50 - D.32 FISSO/H 130 TCB 50 - D.32 FISSO/H 160 TCB 50 - D.32 FISSO/H 200 TCB 50 - D.32 FISSO/H 250 TCB 50 - D.32 FISSO/H 300	5859 5860 9418 8404 8405 8406 8407	32	24	78 66	78	4988	4565
TCB 50 - D.40 FISSO/H 55 TCB 50 - D.40 FISSO/H 100 TCB 50 - D.40 FISSO/H 160 TCB 50 - D.40 FISSO/H 200	5861 5862 8408 8409	40	27	88 70	88 70	4989	4566

Tasselli - pag. 195
Dowels - page 195

Viti testa a croce - pag. 194
Cross head screws - page 194

Viti per tassello - pag. 198
Dowel screws - page 198

Chiavi testa a croce - pag. 194
Wrenches cross head - page 194

DIN 69871

ATTACCHI PER FRESE AD INSERTI
FACE MILL HOLDERS FOR FACE MILLING CUTTERS

FORMA A

Balanced G 6,3
8.000 rpm

TIPO	FORMA A Art.	D	H	L	E	C	F
TC 40 - D. 40 FM	**4181**	40	60	30	89	66,7	M 12
TC 50 - D. 40 FM	**4184**	40	70	30	89	66,7	M 12
TC 50 - D. 60 FM	**4185**	60	70	40	129	101,6	M 16

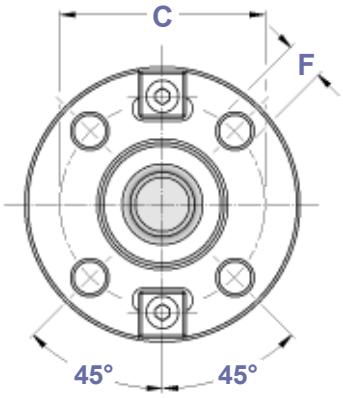

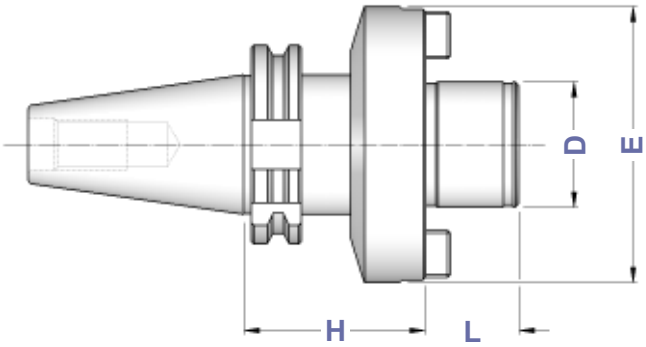

DIN 69871

PORTAFRESE CON CHIAVETTA DI TRASCINAMENTO
MILL HOLDERS WITH FEATHER KEY

FORMA A

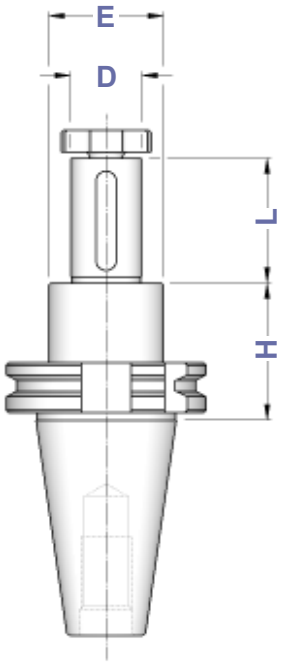

TIPO	FORMA A Art.	D	H	L	E			
TC 40 - D. 16 CHT	**8493**	16	45	30	28	0147	4985	4562
TC 40 - D. 22 CHT	**8494**	22	45	40	36	0148	4986	4563
TC 40 - D. 27 CHT	**8495**	27	45	60	43	0149	4987	4564
TC 40 - D. 32 CHT	**8496**	32	45	60	48	0150	4988	4565
TC 40 - D. 40 CHT	**8497**	40	45	60	56	0151	4989	4566

DIN 69871

PORTAFRESE COMBINATI

DIN 6358 SHELL END MILL HOLDERS

FORMA A

Balanced G 6,3
8.000 rpm

TIPO	FORMA A Art.	D	L1	L	E				
TC 30 - D.16 C/H 50	**3828**	16	27	17	32	4090	0115	4985	4562
TC 30 - D.22 C/H 50	**3829**	22	31	19	40	4091	0116	4986	4563
TC 30 - D.27 C/H 55	**3830**	27	33	21	48	4092	0122	4987	4564
TC 40 - D.16 C/H 55 TC 40 - D.16 C/H 100 TC 40 - D.16 C/H 150	**3831** **4100** **8474**	16	27	17	32	4090	0115	4985	4562
TC 40 - D.22 C/H 55 TC 40 - D.22 C/H 100 TC 40 - D.22 C/H 150	**3832** **4101** **8475**	22	31	19	40	4091	0116	4986	4563
TC 40 - D.27 C/H 55 TC 40 - D.27 C/H 100 TC 40 - D.27 C/H 150	**3833** **4102** **8476**	27	33	21	48	4092	0122	4987	4564
TC 40 - D.32 C/H 60 TC 40 - D.32 C/H 100 TC 40 - D.32 C/H 150	**3834** **4103** **8477**	32	38	24	58	4093	0125	4988	4565
TC 40 - D.40 C/H 60 TC 40 - D.40 C/H 100	**3835** **3863**	40	41	27	70	4094	0133	4989	4566
TC 45 - D.16 C/H 60	**3836**	16	27	17	32	4090	0115	4985	4562
TC 45 - D.22 C/H 65 TC 45 - D.22 C/H 100	**3837** **4105**	22	31	19	40	4091	0116	4986	4563
TC 45 - D.27 C/H 65 TC 45 - D.27 C/H 100	**3838** **4106**	27	33	21	48	4092	0122	4987	4564
TC 45 - D.32 C/H 65 TC 45 - D.32 C/H 100	**3839** **4107**	32	38	24	58	4093	0125	4988	4565
TC 45 - D.40 C/H 70	**3840**	40	41	27	70	4094	0133	4989	4566
TC 50 - D.16 C/H 55 TC 50 - D.16 C/H 100	**3841** **4108**	16	27	17	32	4090	0115	4985	4562
TC 50 - D.22 C/H 55 TC 50 - D.22 C/H 100	**3842** **4109**	22	31	19	40	4091	0116	4986	4563
TC 50 - D.27 C/H 55 TC 50 - D.27 C/H 100	**3843** **4110**	27	33	21	48	4092	0122	4987	4564
TC 50 - D.32 C/H 55 TC 50 - D.32 C/H 100	**3844** **4111**	32	38	24	58	4093	0125	4988	4565
TC 50 - D.40 C/H 55 TC 50 - D.40 C/H 100	**3845** **4112**	40	41	27	70	4094	0133	4989	4566
TC 50 - D.50 C/H 70	**4522**	50	46	30	90	4095	0137	4990	4567

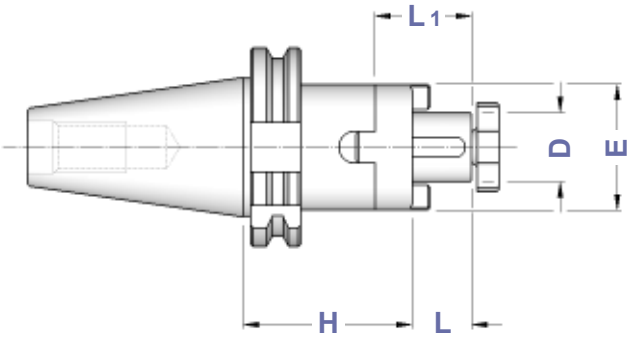

DIN 69871

MANDRINI PER FRESE CON ATTACCO FILETTATO
CHUCKS FOR MILLING CUTTERS WITH THREADED SHANK

FORMA B (AD+B)

Balanced G 6,3
12.000 rpm

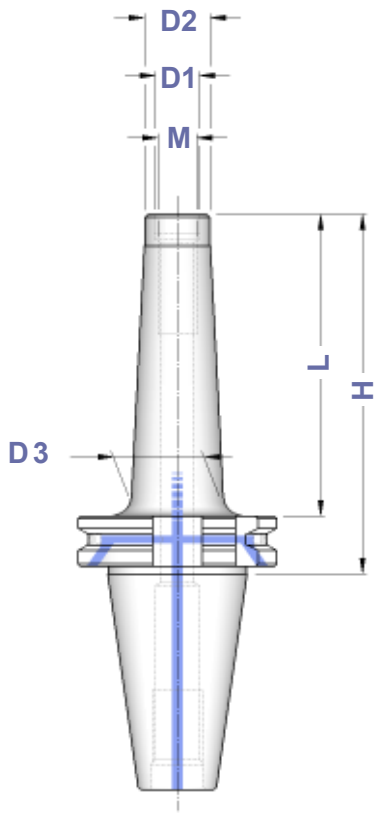

TIPO	FORMA B Art.	M	D1	D2	D3	H	L
TC 40 - M 6/H 55	7767	M 6	6,5	10	13	55	36
TC 40 - M 6/H 69	7768				20	69	50
TC 40 - M 6/H 94	7769				23	94	75
TC 40 - M 8/H 55	7800	M 8	8,5	13	15	55	36
TC 40 - M 8/H 69	7801				23	69	50
TC 40 - M 8/H 94	7802				23	94	75
TC 40 - M 8/H 119	7803				25	119	100
TC 40 - M 10/H 55	7804	M10	10,5	18	20	55	36
TC 40 - M 10/H 69	7805				23	69	50
TC 40 - M 10/H 94	7806				28	94	75
TC 40 - M 10/H 119	7807				32	119	100
TC 40 - M 10/H 145	7808				34	145	126
TC 40 - M 12/H 55	7809	M12	12,5	21	24	55	36
TC 40 - M 12/H 69	7810				24	69	50
TC 40 - M 12/H 94	7811				31	94	75
TC 40 - M 12/H 119	7812				33	119	100
TC 40 - M 12/H 145	7813				38	145	126
TC 40 - M 12/H 175	7814				42	175	156
TC 40 - M 16/H 55	7815	M16	17,0	29	32	55	36
TC 40 - M 16/H 69	7816				34	69	50
TC 40 - M 16/H 94	7817				34	94	75
TC 40 - M 16/H 119	7818				36	119	100
TC 40 - M 16/H 145	7819				40	145	126
TC 40 - M 16/H 175	7820				39	175	156
TC 40 - M 16/H 195	7999				44	195	176
TC 50 - M 10/H 69	8713	M10	10,5	18	19,5	69	50
TC 50 - M 10/H 119	8714				28	119	100
TC 50 - M 10/H 169	8715				32	169	150
TC 50 - M 12/H 69	7821	M12	12,5	21	24	69	50
TC 50 - M 12/H 119	7822				33	119	100
TC 50 - M 12/H 169	7823				40	169	150
TC 50 - M 12/H 235	8716				42	235	216
TC 50 - M 16/H 69	7824	M16	17,0	29	34	69	50
TC 50 - M 16/H 119	7825				36	119	100
TC 50 - M 16/H 169	7826				42,5	169	150
TC 50 - M 16/H 235	8717				44	235	216

Prolunghe, Riduzioni, Portapinze ER con attacco filettato a pag. 43 del Catalogo Generale

Extensions, Reductions, ER Collet Chucks with threaded shank from page 43 on General Catalogue




DIN 69871

MASCHIATORI A CAMBIO RAPIDO CON DOPPIA COMPENSAZIONE

DOUBLE COMPENSATION QUICK CHANGE TAP HOLDERS

FORMA A

TIPO	FORMA A Art.	H	E	B	COMPENSAZIONE	
TC 30 - B. 1	**2995**	74	38	19	- 7,5 + 7,5	M 3 ÷ M 12 (*M16)
TC 30 - B. 2	**2996**	98	55	31	- 12,5 + 12,5	M 6 ÷ M 20 (*M30)
TC 40 - B. 1	**3377**	60	38	19	- 7,5 + 7,5	M 3 ÷ M 12 (*M16)
TC 40 - B. 2	**3378**	98	55	31	- 12,5 + 12,5	M 6 ÷ M 20 (*M30)
TC 40 - B. 3	**3379**	138	79	48	- 20,0 + 20,0	M14 ÷ M 33 (*M48)
TC 45 - B. 1	**3380**	60	38	19	- 7,5 + 7,5	M 3 ÷ M 12 (*M16)
TC 45 - B. 2	**3381**	84	55	31	- 12,5 + 12,5	M 6 ÷ M 20 (*M30)
TC 50 - B. 1	**4151**	60	38	19	- 7,5 + 7,5	M 3 ÷ M 12 (*M16)
TC 50 - B. 2	**3383**	83	55	31	- 12,5 + 12,5	M 6 ÷ M 20 (*M30)
TC 50 - B. 3	**3384**	133	79	48	- 20,0 + 20,0	M14 ÷ M 33 (*M48)

* Bussole con grani
Adapters with screws

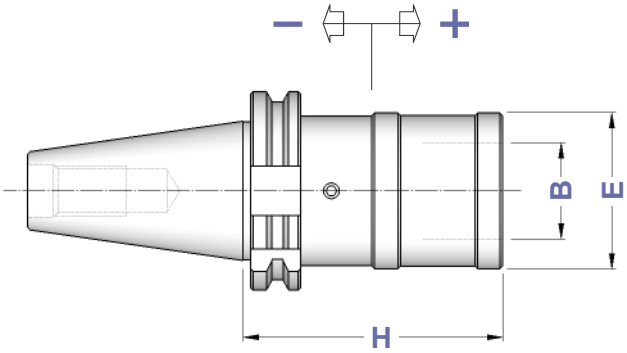

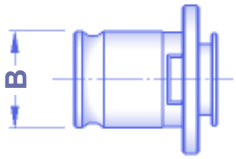

Bussole a maschiare
Tap Adapters
Pag. 172 - 175

DIN 69871

MASCHIATORI A CAMBIO RAPIDO SENZA COMPENSAZIONE

QUICK CHANGE TAP HOLDERS WITHOUT COMPENSATION

FORMA A (AD)

TIPO	FORMA A Art.	H	E	B	
TC 30 - B. 1 FISSO	**4946**	72	33	19	M 3 ÷ M 12 (*M16)
TC 30 - B. 2 FISSO	**4947**	91	50	31	M 6 ÷ M 20 (*M30)
TC 40 - B. 1 FISSO	**4948**	59	33	19	M 3 ÷ M 12 (*M16)
TC 40 - B. 2 FISSO	**4949**	86	50	31	M 6 ÷ M 20 (*M30)
TC 40 - B. 3 FISSO	**4991**	122	72	48	M14 ÷ M 33 (*M48)
TC 50 - B. 1 FISSO	**3062**	75	33	19	M 3 ÷ M 12 (*M16)
TC 50 - B. 2 FISSO	**4950**	98	50	31	M 6 ÷ M 20 (*M30)
TC 50 - B. 3 FISSO	**4992**	122	72	48	M14 ÷ M 33 (*M48)

* Bussole con grani
Adapters with screws

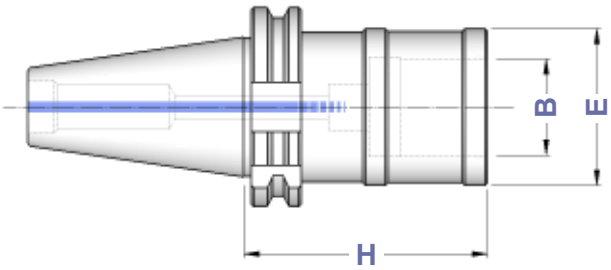

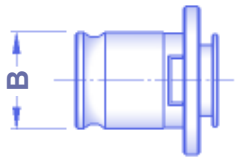

Bussole a maschiare
Tap Adapters
Pag. 172 - 175

I maschiatori sono fornibili anche con la sola compensazione a trazione (SFILAMENTO)
Tap holders are also available with traction compensation only (TENSION ONLY)

ALTA VELOCITA'

PORTAPINZE ER - GHIERA MINI

ER - DIN 6499 COLLET CHUCKS WITH MINI NUT

TIPO	Art.	H	A	E	S	CAPACITA'				
ISO 20 AV - ER 16 GM / H 49	**2571**	49	22	30	15,9	1 ÷ 10	——	1229	5719	0364
ISO 30 AV - ER 16 GM / H 60	**4153**	60	22	50	15,9	1 ÷ 10	0181	1229	5719	0364
ISO 30 AV - ER 20 GM / H 53	**4171**	53	28	50	15,9	1 ÷ 13	0183	1230	5720	0787

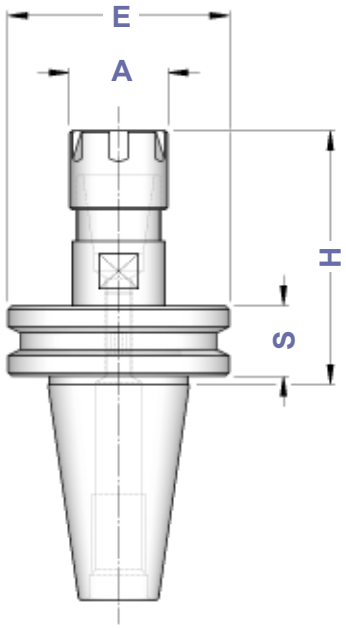

Balanced	G 6,3
ISO 20	**40.000 rpm**
ISO 30	**24.000 rpm**

I mandrini AV - Alta Velocità, sono costruiti senza tacche di trascinamento sulla flangia.

AV - High Speed collet chucks are produced without lugs on the flange.

ALTA VELOCITA'

PORTAPINZE ER - GHIERA STANDARD

ER - DIN 6499 COLLET CHUCKS WITH STANDARD NUT

TIPO	Art.	H	A	E	S	CAPACITA'				
ISO 30 AV - ER 32 / H 50	**2519**	50	50	50,00	15,9	2 ÷ 20	0183	4996	3670	0988
ISO 30 AV - ER 32 / H 67	**2520**	67	50	50,00	15,9	2 ÷ 20	0183	4996	3670	0988
ISO 40 AV - ER 40 / H 72	**2521**	72	63	63,55	15,9	3 ÷ 30	0195	4997	3671	0821

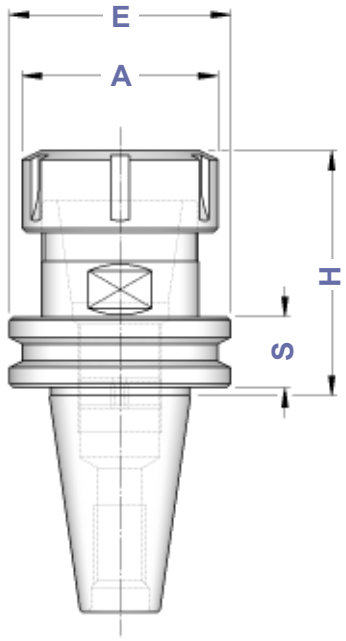

Balanced	G 6,3
ISO 30	**24.000 rpm**
ISO 40	**20.000 rpm**

I mandrini AV - Alta Velocità, sono costruiti senza tacche di trascinamento sulla flangia.

AV - High Speed collet chucks are produced without lugs on the flange.

ALTA VELOCITA'

PORTAPINZE ER - GHIERA STANDARD CON FLANGIA D.58

ER COLLET CHUCKS WITH FLANGE D.58 - STANDARD NUT

TIPO	Art.	H	A	S	CAPACITA'				
ISO 30 AV - ER 32 / H 63	**2522**	63	50	15,9	2 ÷ 20	0191	4996	3670	0988
ISO 40 AV - ER 40 / H 77	**2523**	77	63	16,5	3 ÷ 30	——	4997	3671	0821

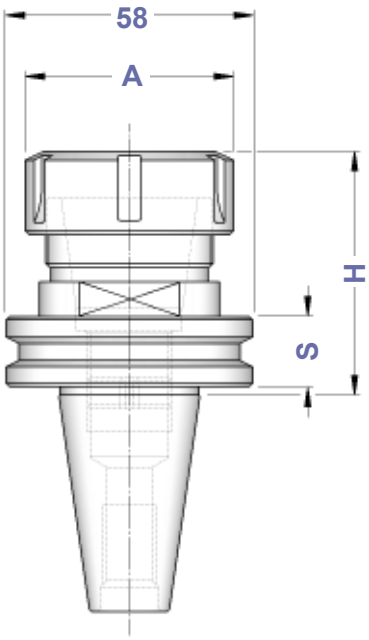

Balanced	G 6,3
ISO 30	**24.000 rpm**
ISO 40	**20.000 rpm**

I mandrini AV - Alta Velocità, sono costruiti senza tacche di trascinamento sulla flangia.

AV - High Speed collet chucks are produced without lugs on the flange.

MECCANICA CORTINI

PORTAPINZE ER - GHIERA MINI

ER - DIN 6499 COLLET CHUCKS WITH MINI NUT

TIPO	Art.	H	A	E	S	CAPACITA'				
ISO 30 CORTINI - ER 25 GM	**3523**	48	35	44	13	1 ÷ 16	0260	1231	5721	0996
CODOLO CORTINI ISO 30	**0064**									

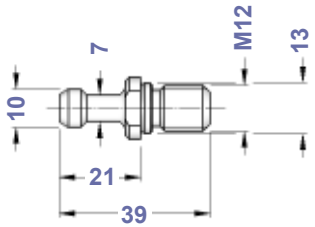

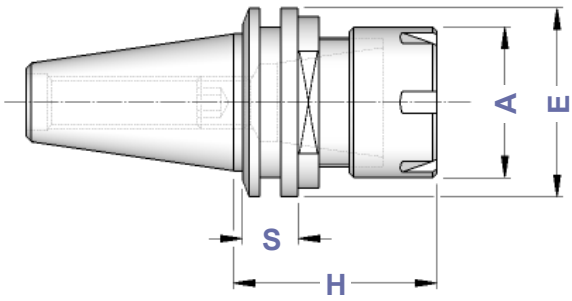

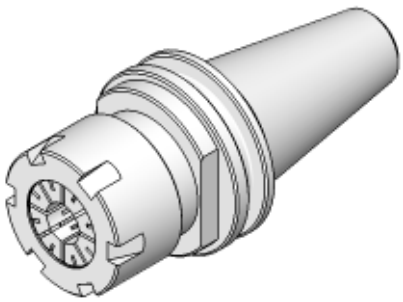

CARATTERISTICHE TECNICHE CONI BT (JIS-B 6339 / MAS 403 BT)

BT TAPER STANDARD FEATURES

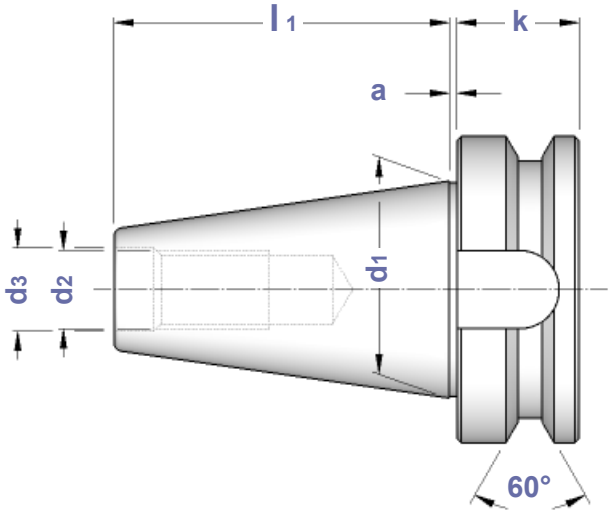

FORMA A

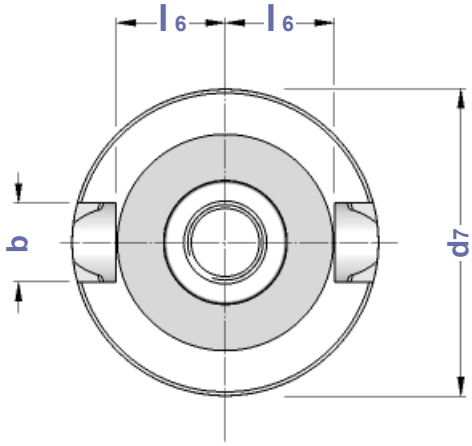

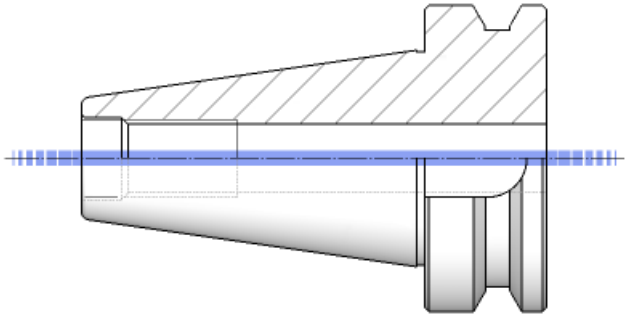

FORMA AD

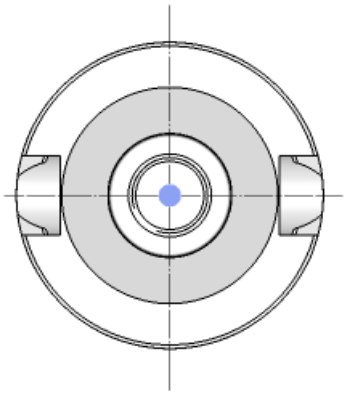

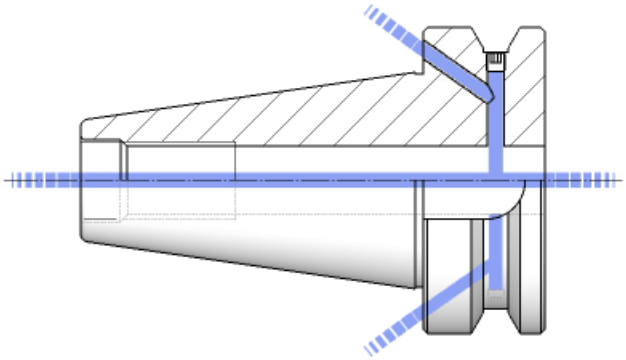

FORMA AD+B

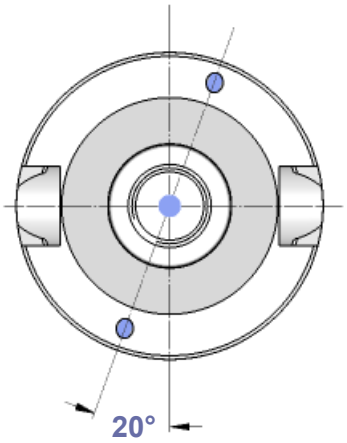

CONO	a	b	d1	d2	d3	d7	k	l1	l6	PRECISIONE
BT 30	2	16,1	31,75	M 12	12,5	46	20	48,4	16,3	A T 3
BT 35 /1	2	14,1	38,10	M 12	12,5	53	20	56,4	19,6	
BT 35 /2	2	16,1	38,10	M 12	12,5	53	22	56,4	19,6	
BT 40	2	16,1	44,45	M 16	17,0	63	25	65,4	22,6	
BT 45	3	19,3	57,15	M 20	21,0	85	30	82,8	29,1	
BT 50	3	25,7	69,85	M 24	25,0	100	35	101,8	35,4	

CODOLI DI AGGANCIO
PULL STUD BOLTS

Codoli di aggancio da pag. 176 a pag. 185 del Catalogo Generale

Pull stud bolts on General Catalogue from page 176 to page 185

BT — RIDUZIONI DA BT A ISO/TC/BT
BT TO ISO/TC/BT ADAPTERS

FORMA A

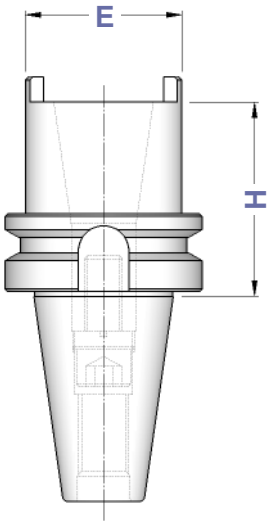

TIPO	FORMA A Art.	H	E		DIN 2080	BT DIN 69871	
BT 40 - ISO 30 / TC 30 / BT 30	**4180**	63	50	7423	7410	0177	4570
BT 40 - ISO 40 / TC 40 / BT 40	**8707**	100	68	7424	7411	0179	4571
BT 50 - ISO 40 / TC 40 / BT 40	**4273**	70	68	7424	7411	0179	4571
BT 50 - ISO 50 / TC 50 / BT 50	**8708**	120	100	7426	7417	0254	4780

BT — RIDUZIONI DA BT AD HSK A+C
BT TO HSK A+C ADAPTERS

FORMA B (AD+B)

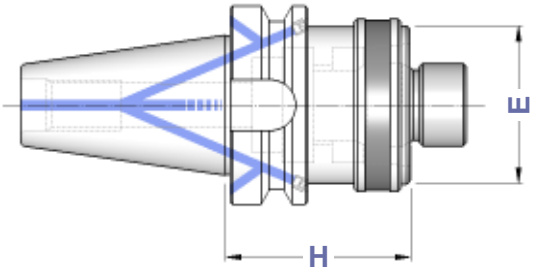

TIPO	FORMA B Art.	H	E
BT 40 - HSK 50 A+C	**8709**	60	50
BT 40 - HSK 63 A+C	**8710**	80	63
BT 50 - HSK 50 A+C	**8711**	65	50
BT 50 - HSK 63 A+C	**8712**	70	63

BT

MANDRINI AUTOSERRANTI INTEGRALI
ROTAZIONE DESTRA
MONOLITHIC DRILL CHUCKS - RIGHT SPIN

FORMA A

Balanced G 6,3
12.000 rpm

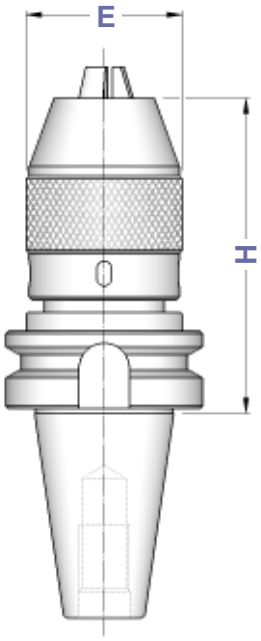

TIPO	FORMA A Art.	CAPACITA'	E	H			
BT 30 - DC 13	**8593**	1 ÷ 13	50	100	9016	9021	2370
BT 40 - DC 13	**4392**	1 ÷ 13	50	95	9016	9021	2370
BT 40 - DC 16	**4393**	3 ÷ 16	57	116	9017	9023	2371
BT 50 - DC 13	**4394**	1 ÷ 13	50	110	9016	9021	2370
BT 50 - DC 16	**4395**	3 ÷ 16	57	110	9017	9023	2371

Precisione di rotazione: 0,05 mm
Runout accuracy: 0,05 mm

BT

MANDRINI AUTOSERRANTI INTEGRALI
ROTAZIONE DESTRA E SINISTRA
MONOLITHIC DRILL CHUCKS - RIGHT & LEFT SPIN

FORMA A
FORMA B (AD+B)

Balanced G 6,3
12.000 rpm

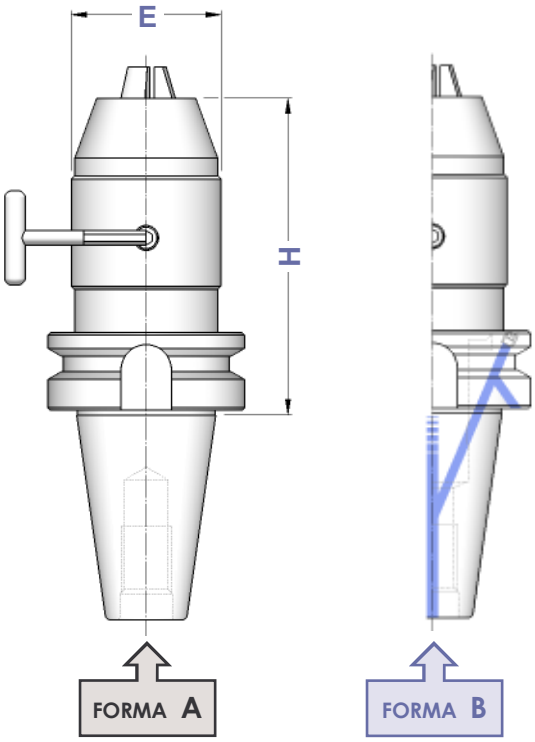

TIPO	FORMA A Art.	FORMA B Art.	CAPACITA'	E	H	
BT 30 - DC**U** 13	**8594**	——	1 ÷ 13	50	110	2372
BT 40 - DC**U** 13	**8595**	**8599**	1 ÷ 13	50	98	2372
BT 40 - DC**U** 16	**8596**	**8600**	3 ÷ 16	50	103	
BT 50 - DC**U** 13	**8597**	**8601**	1 ÷ 13	50	109	2372
BT 50 - DC**U** 16	**8598**	**8602**	3 ÷ 16	50	114	

Precisione di rotazione: 0,05 mm
Runout accuracy: 0,05 mm

BT

ATTACCHI PER MANDRINI PORTAPUNTA DIN 238
SHANKS FOR DRILL CHUCKS DIN 238 TYPE

FORMA A

Balanced G 6,3
8.000 rpm

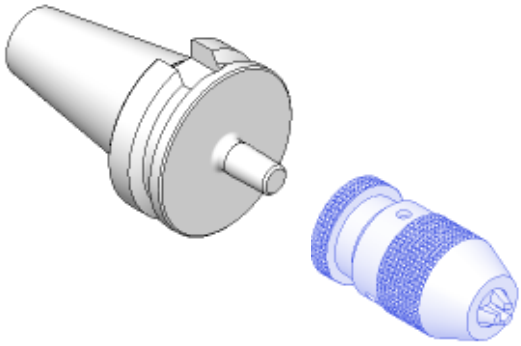

TIPO	FORMA A Art.	D	H
BT 30 - B 12	**3862**	12,065	40
BT 30 - B 16	**3994**	15,733	40
BT 40 - B 12	**3865**	12,065	40
BT 40 - B 16	**3866**	15,733	40
BT 40 - B 18	**3995**	17,780	40
BT 50 - B 16	**3996**	15,733	50
BT 50 - B 18	**3997**	17,780	50

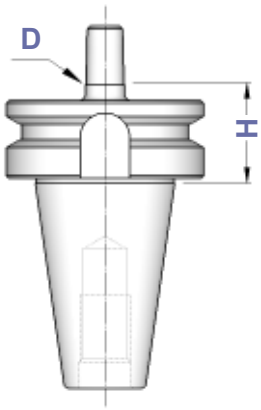

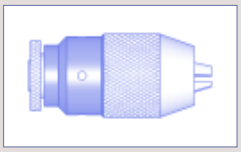

I Mandrini Autoserranti si trovano a pagina 69.

Keyless Drill Chucks you can find at page 69.

BT

PORTAPINZA ER EXTRACORTI
ER - DIN 6499 COLLET CHUCKS WITH INSIDE NUT

FORMA A (AD)
FORMA B (AD+B)

Balanced G 6,3
12.000 rpm

TIPO	FORMA A Art.	FORMA B Art.	H	A	CAPACITA'				
BT 40 - ER 25 GA	**8041**	8042	29	M 32 x 1,5	1 ÷ 16	0073	2870	3172	0996
BT 40 - ER 32 GA	**3067**	——	29	M 40 x 1,5	2 ÷ 20	0073	2871	3173	0988
BT 50 - ER 32 GA	**3068**	8043	40	M 40 x 1,5	2 ÷ 20	0191	2871	3173	0988

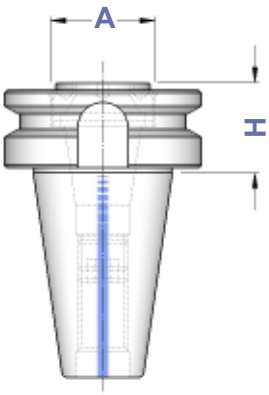

FORMA A

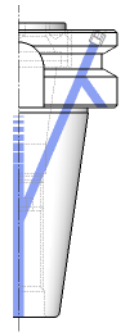

FORMA B

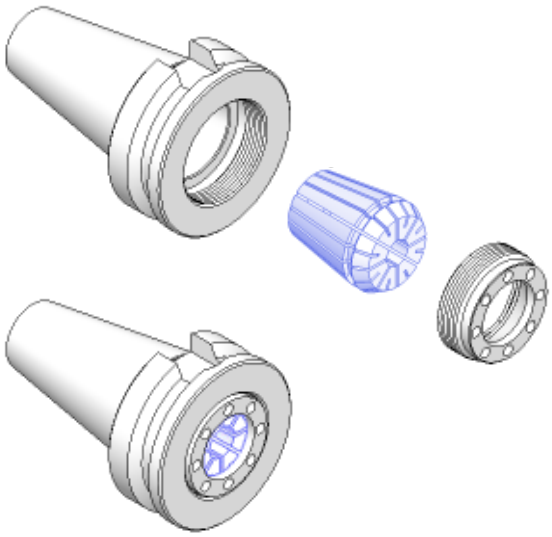

BT

PORTAPINZE ER - GHIERA MINI

ER - DIN 6499 COLLET CHUCKS WITH MINI NUT

FORMA A (AD)

FORMA B (AD+B)

Balanced	G 6,3
≤ H100	12.000 rpm
> H100	8.000 rpm

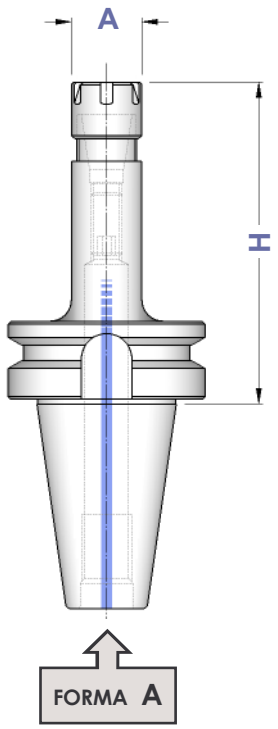

TIPO	FORMA A Art.	FORMA B Art.	A	CAPACITA'				
BT 30 - ER 11 GM/H 80	**3329**	——	16	1 ÷ 7	0181	0432	5718	5573
BT 30 - ER 16 GM/H 80	**3039**	——	22	1 ÷ 10	0183	1229	5719	0364
BT 30 - ER 16 GM/H 120	**3454**	——						
BT 40 - ER 11 GM/H 70	**3271**	**4855**	16	1 ÷ 7	0181	0432	5718	5573
BT 40 - ER 11 GM/H 100	**3174**	**4856**						
BT 40 - ER 11 GM/H 130	**3272**	**4857**						
BT 40 - ER 11 GM/H 160	**4687**	**4858**						
BT 40 - ER 16 GM/H 70	**3455**	**4859**	22	1 ÷ 10	0186	1229	5719	0364
BT 40 - ER 16 GM/H 100	**3456**	**4860**						
BT 40 - ER 16 GM/H 130	**3457**	**4861**						
BT 40 - ER 16 GM/H 160	**4688**	**4862**						
BT 40 - ER 16 GM/H 200	**4781**	**4812**						
BT 40 - ER 20 GM/H 70	**3041**	**4501**	28	1 ÷ 13	0188	1230	5720	0787
BT 40 - ER 20 GM/H 100	**3461**	**4863**						
BT 40 - ER 20 GM/H 130	**3458**	**4864**						
BT 40 - ER 20 GM/H 160	**4689**	**4865**						
BT 40 - ER 20 GM/H 200	**4782**	**4813**						
BT 40 - ER 25 GM/H 70	**3043**	**4656**	35	1 ÷ 16	0190	1231	5721	0996
BT 40 - ER 25 GM/H 100	**3175**	**4866**						
BT 40 - ER 25 GM/H 130	**4690**	**4867**						
BT 40 - ER 25 GM/H 160	**3459**	**4868**						
BT 40 - ER 25 GM/H 200	**3460**	**4814**						
BT 50 - ER 16 GM/H 130	**3463**	**4869**	22	1 ÷ 10	0186	1229	5719	0364
BT 50 - ER 16 GM/H 160	**3494**	**4833**						
BT 50 - ER 16 GM/H 200	**3495**	**4834**						
BT 50 - ER 20 GM/H 130	**3464**	**4870**	28	1 ÷ 13	0188	1230	5720	0787
BT 50 - ER 20 GM/H 160	**3045**	**4657**						
BT 50 - ER 20 GM/H 200	**3048**	**4658**						
BT 50 - ER 25 GM/H 130	**3051**	**4659**	35	1 ÷ 16	0190	1231	5721	0996
BT 50 - ER 25 GM/H 160	**3462**	**4871**						
BT 50 - ER 25 GM/H 200	**3061**	**4660**						

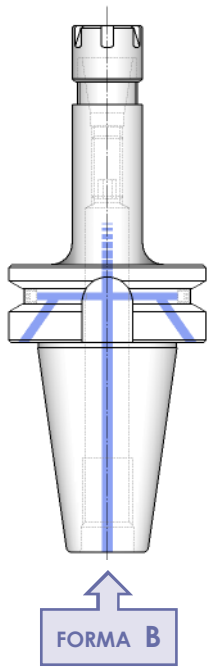

Dove trovare questi Articoli

Where to find those Items

Pinze ER - da pag. 8
ER Collets - from page 8

Ghiere ER - da pag. 20
ER Nuts - from page 20

Chiavi ER - pag. 25
ER Wrenches - page 25

Grani di presettaggio da pag. 197
Presetting screws from page 197

BT

PORTAPINZE ER - GHIERA ESAGONALE

ER - DIN 6499 COLLET CHUCKS WITH HEXAGONAL NUT

FORMA A (AD)

FORMA B (AD+B)

Balanced	G 6,3
≤ H100	12.000 rpm
> H100	8.000 rpm

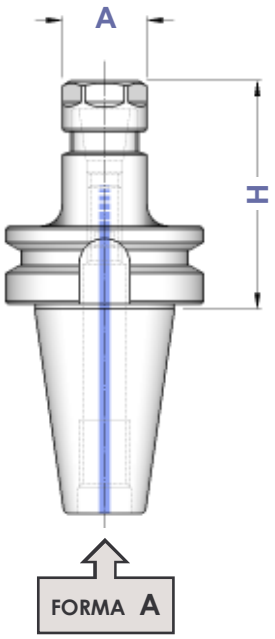

TIPO	FORMA A Art.	FORMA B Art.	A	CAPACITA'				
BT 30 - ER 16 GE/H 55	8084	——	28	1 ÷ 10	0183	1214	2906	0364
BT 30 - ER 16 GE/H 100	8085	——						
BT 30 - ER 20 GE/H 55	8086	——	34	1 ÷ 13	0183	1215	2907	0787
BT 30 - ER 20 GE/H 100	8087	——						
BT 40 - ER 11 GE/H 70	3447	4843	19	1 ÷ 7	0181	1157	2905	5573
BT 40 - ER 11 GE/H 100	3448	4844						
BT 40 - ER 11 GE/H 130	3449	4845						
BT 40 - ER 11 GE/H 160	3450	4846						
BT 40 - ER 16 GE/H 70	8088	8104	28	1 ÷ 10	0186	1214	2906	0364
BT 40 - ER 16 GE/H 100	8089	8105						
BT 40 - ER 16 GE/H 130	8090	8106						
BT 40 - ER 16 GE/H 160	8091	8107						
BT 40 - ER 16 GE/H 200	8092	8108						
BT 40 - ER 20 GE/H 70	8093	8109	34	1 ÷ 13	0188	1215	2907	0787
BT 40 - ER 20 GE/H 100	8094	8110						
BT 40 - ER 20 GE/H 130	8095	8111						
BT 40 - ER 20 GE/H 160	8096	8112						
BT 40 - ER 20 GE/H 200	8097	8113						
BT 50 - ER 16 GE/H 100	8098	8114	28	1 ÷ 10	0186	1214	2906	0364
BT 50 - ER 16 GE/H 160	8099	8115						
BT 50 - ER 16 GE/H 200	8100	8116						
BT 50 - ER 20 GE/H 100	8101	8117	34	1 ÷ 13	0188	1215	2907	0787
BT 50 - ER 20 GE/H 160	8102	8118						
BT 50 - ER 20 GE/H 200	8103	8119						

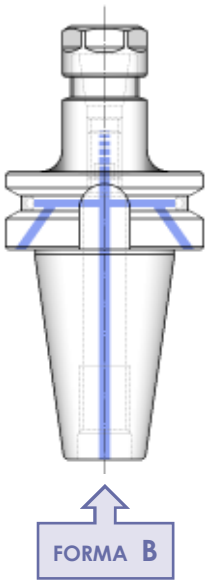

Dove trovare questi Articoli

Where to find those Items

Pinze ER - da pag. 8
ER Collets - from page 8

Ghiere ER - pag. 21
ER Nuts - page 21

Chiavi ER - pag. 25
ER Wrenches - page 25

Grani di presettaggio da pag. 197
Presetting screws from page 197

BT

PORTAPINZE ER - GHIERA STANDARD

ER - DIN 6499 COLLET CHUCKS WITH STANDARD NUT

FORMA A (AD)

FORMA B (AD+B)

Balanced	G 6,3
≤ H100	12.000 rpm
> H100	8.000 rpm

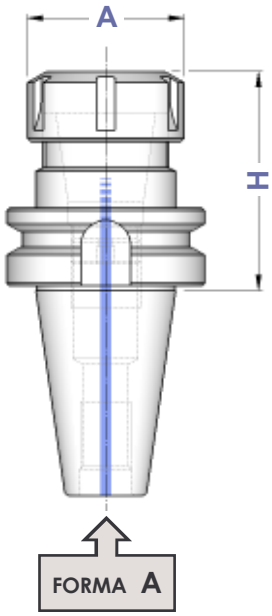

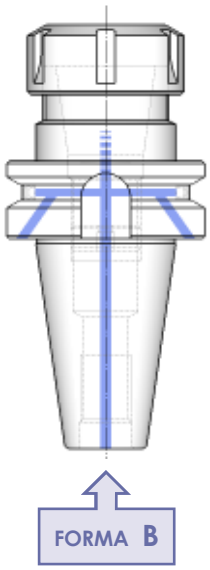

TIPO	FORMA A Art.	FORMA B Art.	A	CAPACITA'				
BT 30 - ER16/H 55	3465	——	32	1 ÷ 10	0183	4993	3698	0364
BT 30 - ER16/H 100	3438	——						
BT 30 - ER20/H 55	3274	——	35	1 ÷ 13	0183	4994	3699	0787
BT 30 - ER20/H 100	3439	——						
BT 30 - ER25/H 55	3250	——	42	1 ÷ 16	0190	4995	3669	0996
BT 30 - ER25/H 100	3267	——						
BT 30 - ER32/H 60	3251	——	50	2 ÷ 20	0190	4996	3670	0988
BT 30 - ER32/H 100	3252	——						
BT 40 - ER16/H 70	3468	4872	32	1 ÷ 10	0186	4993	3698	0364
BT 40 - ER16/H 100	3469	4873						
BT 40 - ER16/H 130	3497	4847						
BT 40 - ER16/H 160	3470	4874						
BT 40 - ER16/H 200	3498	4852						
BT 40 - ER20/H 70	3257	4875	35	1 ÷ 13	0188	4994	3699	0787
BT 40 - ER20/H 100	3580	4876						
BT 40 - ER20/H 130	3113	4853						
BT 40 - ER20/H 160	3114	4877						
BT 40 - ER20/H 200	3499	4854						
BT 40 - ER25/H 70	3258	4878	42	1 ÷ 16	0190	4995	3669	0996
BT 40 - ER25/H 100	0336	4879						
BT 40 - ER25/H 130	0337	4880						
BT 40 - ER25/H 160	3115	4881						
BT 40 - ER25/H 200	3183	4811						
BT 40 - ER32/H 70	3184	4882	50	2 ÷ 20	0191	4996	3670	0988
BT 40 - ER32/H 100	3259	4883						
BT 40 - ER32/H 130	3116	4884						
BT 40 - ER32/H 160	3260	4885						
BT 40 - ER32/H 200	3117	4886						
BT 40 - ER40/H 70	3261	4887	63	3 ÷ 30	0195	4997	3671	0821
BT 40 - ER40/H 100	3262	4888						
BT 40 - ER40/H 130	3263	4889						
BT 40 - ER40/H 160	3264	4890						
BT 40 - ER40/H 200	3118	4891						
BT 40 - ER50/H 85	3265	4931	78	6 ÷ 34	0191	4998	3668	4055
BT 50 - ER16/H 100	3474	4892	32	1 ÷ 10	0186	4993	3698	0364
BT 50 - ER16/H 160	3475	4893						
BT 50 - ER16/H 200	3488	4957						
BT 50 - ER20/H 100	3119	4894	35	1 ÷ 13	0188	4994	3699	0787
BT 50 - ER20/H 160	3120	4895						
BT 50 - ER20/H 200	3581	4958						
BT 50 - ER25/H 80	3582	4896	42	1 ÷ 16	0190	4995	3669	0996
BT 50 - ER25/H 100	3583	4897						
BT 50 - ER25/H 160	3584	4898						
BT 50 - ER25/H 200	3585	4959						
BT 50 - ER32/H 80	3275	4899	50	2 ÷ 20	0191	4996	3670	0988
BT 50 - ER32/H 100	3273	4900						
BT 50 - ER32/H 130	3276	4901						
BT 50 - ER32/H 160	3277	4902						
BT 50 - ER32/H 200	3278	4903						
BT 50 - ER32/H 250	3400	4961						
BT 50 - ER40/H 80	3279	4904	63	3 ÷ 30	0195	4997	3671	0821
BT 50 - ER40/H 100	3472	4905						
BT 50 - ER40/H 130	3280	4906						
BT 50 - ER40/H 160	3281	4907						
BT 50 - ER40/H 200	3282	4908						
BT 50 - ER50/H 100	3473	4999	78	6 ÷ 34	0195	4998	3668	4055
BT 50 - ER50/H 160	8046	8047						

CASSETTE KIT CON PORTAPINZE ER - GHIERA STANDARD

EQUIPMENT BOXES WITH DIN 6499 COLLET CHUCKS WITH STANDARD NUT

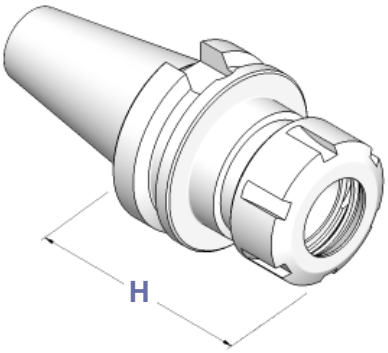

CASSETTE CON SERIE RIDOTTA DI PINZE ER, MANDRINO FORMA A E CHIAVE

EQUIPMENT BOXES WITH REDUCED SET OF ER COLLETS

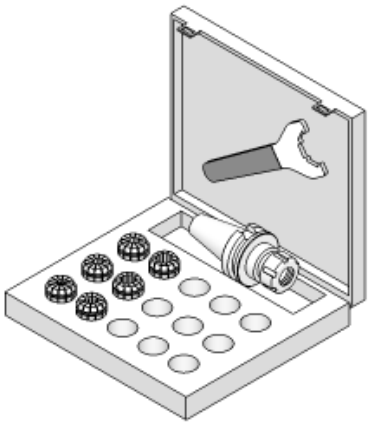

TIPO	Art.	FORMA A			
KIT Rid BT 30 / H 55 - ER 25	**7784**	3250	3695	3669	0996: ø 4 - 6 - 8 - 10 - 12 - 16
KIT Rid BT 30 / H 60 - ER 32	**7785**	3251	3695	3670	0988: ø 4 - 6 - 8 - 10 - 12 - 16 - 20
KIT Rid BT 40 / H 70 - ER 25	**7786**	3258	3695	3669	0996: ø 4 - 6 - 8 - 10 - 12 - 16
KIT Rid BT 40 / H 70 - ER 32	**7787**	3184	3695	3670	0988: ø 4 - 6 - 8 - 10 - 12 - 16 - 20
KIT Rid BT 40 / H 70 - ER 40	**7788**	3261	3695	3671	0821: ø 4 - 6 - 8 - 10 - 12 - 16 - 20 - 25
KIT Rid BT 50 / H 80 - ER 32	**7789**	3275	3695	3670	0988: ø 4 - 6 - 8 - 10 - 12 - 16 - 20
KIT Rid BT 50 / H 80 - ER 40	**7790**	3279	3695	3671	0821: ø 4 - 6 - 8 - 10 - 12 - 16 - 20 - 25

CASSETTE CON SERIE COMPLETA DI PINZE ER, MANDRINO FORMA A E CHIAVE

EQUIPMENT BOXES WITH COMPLETE SET OF ER COLLETS

TIPO	Art.	FORMA A			
KIT BT 30 / H 55 - ER 25	**7791**	3250	3695	3669	0996: Ø 2 ÷ 16 (15 Pinze)
KIT BT 30 / H 60 - ER 32	**7792**	3251	3695	3670	0988: Ø 3 ÷ 20 (18 Pinze)
KIT BT 40 / H 70 - ER 25	**7793**	3258	3695	3669	0996: Ø 2 ÷ 16 (15 Pinze)
KIT BT 40 / H 70 - ER 32	**7794**	3184	3695	3670	0988: Ø 3 ÷ 20 (18 Pinze)
KIT BT 40 / H 70 - ER 40	**7795**	3261	3695	3671	0821: Ø 4 ÷ 26 (23 Pinze)
KIT BT 50 / H 80 - ER 32	**7796**	3275	3695	3670	0988: Ø 3 ÷ 20 (18 Pinze)
KIT BT 50 / H 80 - ER 40	**7797**	3279	3695	3671	0821: Ø 4 ÷ 26 (23 Pinze)

BT

PORTAPINZE ER - GHIERA RALLA GIREVOLE

ER - DIN 6499 COLLET CHUCKS WITH ROTARY RING NUT

FORMA A (AD)

FORMA B (AD+B)

Balanced	G 6,3
≤ H100	12.000 rpm
> H100	8.000 rpm

GHIERA con RALLA GIREVOLE

CARATTERISTICHE E VANTAGGI

- Aumenta sensibilmente la forza di serraggio della pinza.
- Evita la torsione della pinza riducendone l'attrito con la sua sede e conseguentemente ne preserva la precisione.
- E' intercambiabile con le normali ghiere standard ed esagonali.

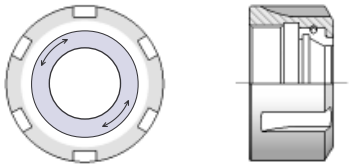

ROTARY RING NUT

CHARACTERISTICS AND ADVANTAGES

- *Collet clamping force is sensitively increased.*
- *Avoids collet torsion reducing friction with its seat and consequently preserves its accuracy.*
- *Is interchangeable with standard and hexagonal nuts.*

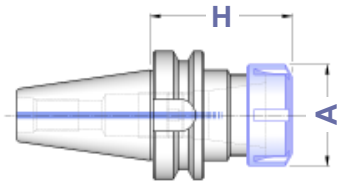

FORMA A
CON GHIERA GC

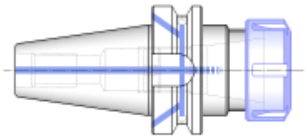

FORMA B
CON GHIERA GC

TIPO	FORMA A Art.	FORMA B Art.	A	CAPACITA'				
BT 30 - ER 16 GC/H 55	**8226**	——	32	1 ÷ 10	0183	4954	3698	0364
BT 30 - ER 16 GC/H100	**8227**	——						
BT 30 - ER 20 GC/H 55	**8228**	——	35	1 ÷ 13	0183	4955	3699	0787
BT 30 - ER 20 GC/H100	**8229**	——						
BT 30 - ER 25 GC/H 55	**8230**	——	42	1 ÷ 16	0190	3697	3669	0996
BT 30 - ER 25 GC/H100	**8231**	——						
BT 30 - ER 32 GC/H 60	**8232**	——	50	2 ÷ 20	0190	2911	3670	0988
BT 30 - ER 32 GC/H100	**8233**	——						
BT 40 - ER 16 GC/H 70	**8234**	**8283**	32	1 ÷ 10	0186	4954	3698	0364
BT 40 - ER 16 GC/H100	**8235**	**8284**						
BT 40 - ER 16 GC/H130	**8236**	**8285**						
BT 40 - ER 16 GC/H160	**8237**	**8286**						
BT 40 - ER 16 GC/H200	**8238**	**8287**						
BT 40 - ER 20 GC/H 70	**8239**	**8288**	35	1 ÷ 13	0188	4955	3699	0787
BT 40 - ER 20 GC/H100	**8240**	**8289**						
BT 40 - ER 20 GC/H130	**8241**	**8290**						
BT 40 - ER 20 GC/H160	**8242**	**8291**						
BT 40 - ER 20 GC/H200	**8243**	**8292**						
BT 40 - ER 25 GC/H 70	**8244**	**8293**	42	1 ÷ 16	0190	3697	3669	0996
BT 40 - ER 25 GC/H100	**8245**	**8294**						
BT 40 - ER 25 GC/H130	**8246**	**8295**						
BT 40 - ER 25 GC/H160	**8247**	**8296**						
BT 40 - ER 25 GC/H200	**8248**	**8297**						
BT 40 - ER 32 GC/H 70	**8249**	**8298**	50	2 ÷ 20	0191	2911	3670	0988
BT 40 - ER 32 GC/H100	**8250**	**8299**						
BT 40 - ER 32 GC/H130	**8251**	**8300**						
BT 40 - ER 32 GC/H160	**8252**	**8301**						
BT 40 - ER 32 GC/H200	**8253**	**8302**						
BT 40 - ER 40 GC/H 70	**8254**	**8303**	63	3 ÷ 30	0195	2912	3671	0821
BT 40 - ER 40 GC/H100	**8255**	**8304**						
BT 40 - ER 40 GC/H130	**8256**	**8305**						
BT 40 - ER 40 GC/H160	**8257**	**8306**						
BT 40 - ER 40 GC/H200	**8258**	**8307**						
BT 50 - ER 16 GC/H100	**8260**	**8309**	32	1 ÷ 10	0186	4954	3698	0364
BT 50 - ER 16 GC/H160	**8261**	**8310**						
BT 50 - ER 16 GC/H200	**8262**	**8311**						
BT 50 - ER 20 GC/H100	**8263**	**8312**	35	1 ÷ 13	0188	4955	3699	0787
BT 50 - ER 20 GC/H160	**8264**	**8313**						
BT 50 - ER 20 GC/H200	**8265**	**8314**						
BT 50 - ER 25 GC/H 80	**8266**	**8315**	42	1 ÷ 16	0190	3697	3669	0996
BT 50 - ER 25 GC/H100	**8267**	**8316**						
BT 50 - ER 25 GC/H160	**8268**	**8317**						
BT 50 - ER 25 GC/H200	**8269**	**8318**						
BT 50 - ER 32 GC/H 80	**8270**	**8319**	50	2 ÷ 20	0191	2911	3670	0988
BT 50 - ER 32 GC/H100	**8271**	**8320**						
BT 50 - ER 32 GC/H130	**8272**	**8321**						
BT 50 - ER 32 GC/H160	**8273**	**8322**						
BT 50 - ER 32 GC/H200	**8274**	**8323**						
BT 50 - ER 32 GC/H250	**8275**	**8324**						
BT 50 - ER 40 GC/H 80	**8276**	**8325**	63	3 ÷ 30	0195	2912	3671	0821
BT 50 - ER 40 GC/H100	**8277**	**8326**						
BT 50 - ER 40 GC/H130	**8278**	**8327**						
BT 50 - ER 40 GC/H160	**8279**	**8328**						
BT 50 - ER 40 GC/H200	**8280**	**8329**						

BT

PORTA MANDRINI CON ATTACCO TRAPEZIO DIN 6327

AUTOMOTIVES SHANK HOLDERS ACCORDING TO DIN 6327

FORMA A (AD)

Balanced	G 6,3
	8.000 rpm

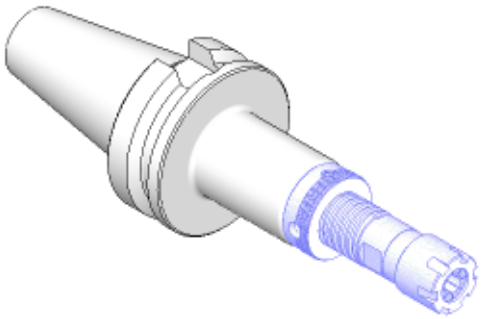

TIPO	FORMA A Art.	D	H	E	
BT 40 - TR 28	**3955**	28	70	40	0021
BT 40 - TR 36	**3956**	36	120	50	0021
BT 50 - TR 28	**3960**	28	100	40	0021
BT 50 - TR 36	**3961**	36	100	50	0021
BT 50 - TR 48	**3962**	48	105	67	0060

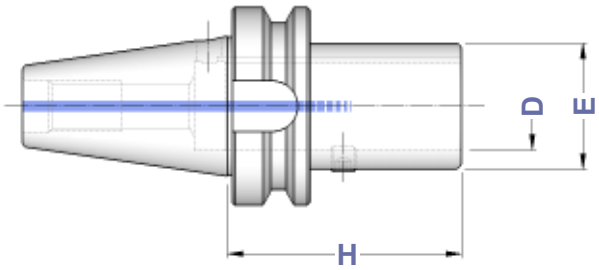

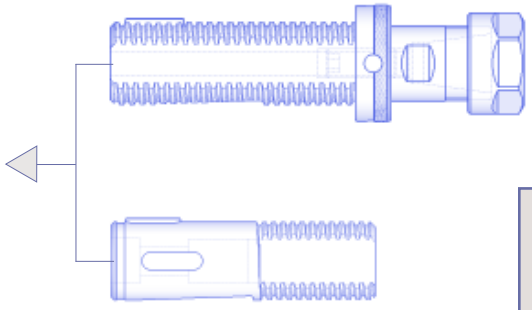

Il programma DIN 6327 si trova da pag. 46

DIN 6327 program is from page 46

BT

MANDRINI PER PINZE EOC DIN 6388

DIN 6388 COLLET CHUCKS

FORMA B (AD+B)

Balanced	G 6,3
≤ H100	12.000 rpm
> H100	8.000 rpm

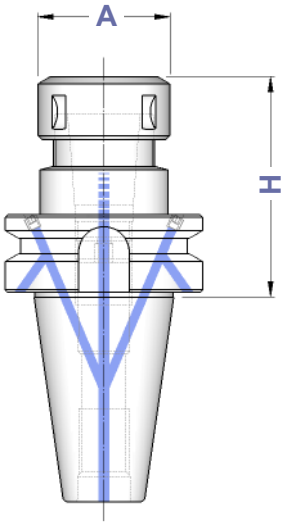

TIPO	FORMA B Art.	A	CAPACITA'			
BT 40 - EOC 16 / H 70 BT 40 - EOC 16 / H 100 BT 40 - EOC 16 / H 130	**8726** **8727** **8728**	43	2 ÷ 16	4067	2883	0768
BT 40 - EOC 25 / H 70 BT 40 - EOC 25 / H 100 BT 40 - EOC 25 / H 130	**8729** **8730** **8731**	60	2 ÷ 25	4068	2909	0769
BT 40 - EOC 32 / H 80	**8732**	72	3 ÷ 32	4069	2910	0770
BT 50 - EOC 16 / H 70 BT 50 - EOC 16 / H 100	**8733** **8734**	43	2 ÷ 16	4067	2883	0768
BT 50 - EOC 25 / H 85 BT 50 - EOC 25 / H 100 BT 50 - EOC 25 / H 130	**8735** **8736** **8737**	60	2 ÷ 25	4068	2909	0769
BT 50 - EOC 32 / H 90 BT 50 - EOC 32 / H 130	**8738** **8739**	72	3 ÷ 32	4069	2910	0770

Pinze, ghiere e chiavi EOC - DIN 6388 si trovano da pagina 28

Collets, nuts and wrenches EOC - DIN 6388 type you can find from page 28

BT

MANDRINI A FORTE SERRAGGIO
HIGH GRIP CHUCKS

FORMA A (AD)
FORMA B (AD+B)

Balanced G 6,3
12.000 rpm

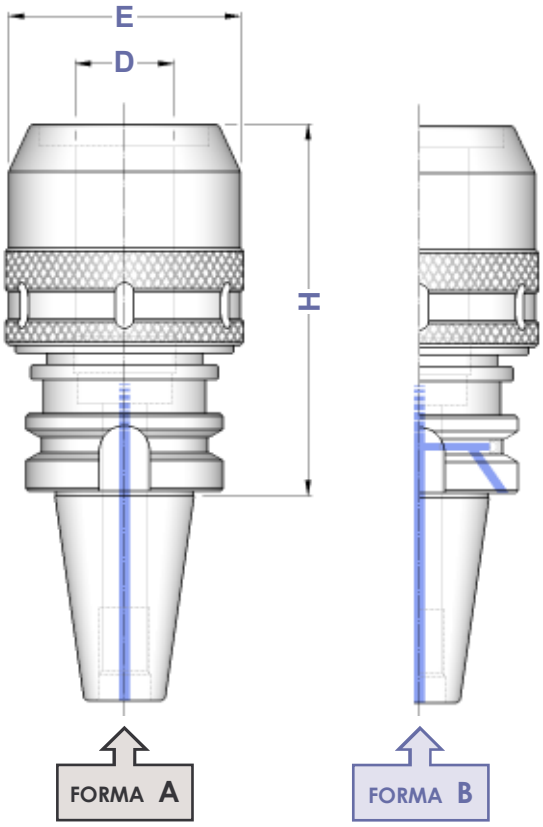

TIPO	FORMA A Art.	FORMA B Art.	D	E		
BT 40 - PC 20 / H 80	**5114**	5228	20	54	2900	0809
BT 40 - PC 20 / H 105	**3504**	——				
BT 40 - PC 32 / H 90	**5115**	5229	32	74	2910	0810
BT 40 - PC 32 / H 105	**3505**	——				
BT 40 - PC 32 / H 135	**5133**	——				
BT 50 - PC 20 / H 105	**3506**	——	20	54	2900	0809
BT 50 - PC 32 / H 105	**3507**	5234	32	74	2910	0810
BT 50 - PC 32 / H 135	**5136**	——				

Pinze cilindriche di riduzione per Mandrini a Forte Serraggio a pag. 31

Reduction cylindrical collets for High Grip Chucks on page 31

CASSETTE CON MANDRINO CHIAVE E PINZE
EQUIPMENT BOXES WITH COLLET CHUCK WRENCH AND COLLETS

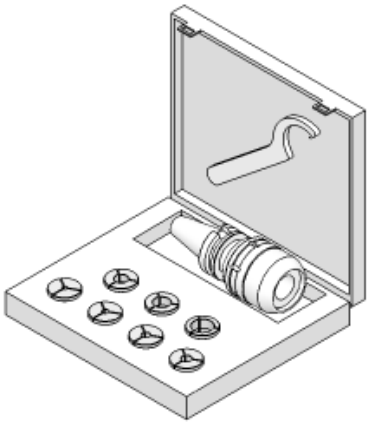

TIPO	Art.	FORMA A			
KIT BT 40 - PC 20 / H 80	**7547**	5114	3695	2900	0809 ø 6 - 8 - 10 - 12 - 16
KIT BT 40 - PC 20 / H 105	**7713**	3504			
KIT BT 40 - PC 32 / H 90	**7548**	5115	3695	2910	0810 ø 6 - 8 - 10 - 12 - 16 - 20 - 25
KIT BT 40 - PC 32 / H 105	**7716**	3505			
KIT BT 50 - PC 20 / H 105	**7717**	3506	3695	2900	0809 ø 6 - 8 - 10 - 12 - 16
KIT BT 50 - PC 32 / H 105	**7720**	3507	3695	2910	0810 ø 6 - 8 - 10 - 12 - 16 - 20 - 25

BT

MANDRINI A SERRAGGIO IDRAULICO
TIPO CORTO
SHORT TYPE HYDRAULIC CHUCKS

FORMA B (AD+B)

Balanced G 2,5
20.000 rpm

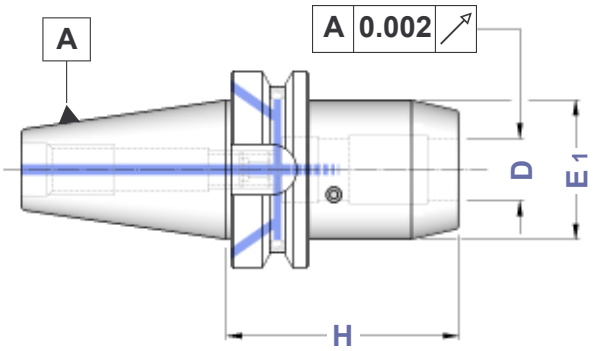

TIPO	FORMA B Art.	D	H	E1	
BT 40 - HYDRO 20	5170	20	72	49,5	0521
BT 50 - HYDRO 32	5180	32	90	72,0	0522

BT

MANDRINI A SERRAGGIO IDRAULICO
TIPO ALLEGGERITO
RELIEVED TYPE HYDRAULIC CHUCKS

FORMA B (AD+B)

Balanced G 2,5
20.000 rpm

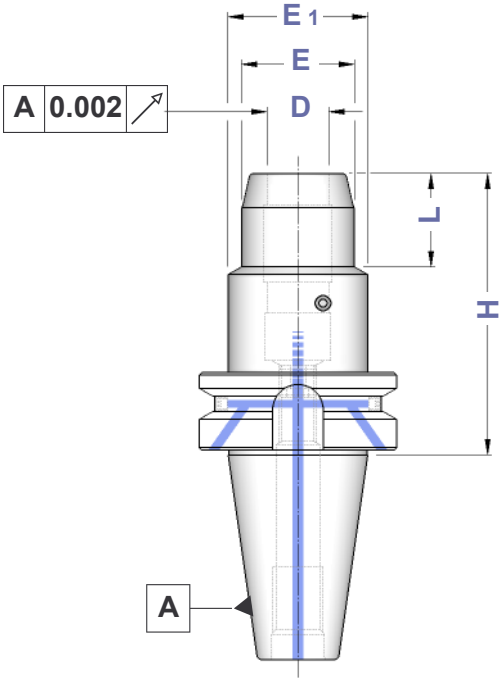

TIPO	FORMA B Art.	D	H	E	E1	L
BT 40 - HYDRO 6/H 90	5171	6	90	26	49,5	29
BT 40 - HYDRO 8/H 90	5172	8	90	28	49,5	30
BT 40 - HYDRO 10/H 90	5173	10	90	30	49,5	35
BT 40 - HYDRO 12/H 90	5174	12	90	32	49,5	40
BT 40 - HYDRO 16/H 90	5175	16	90	38	49,5	45
BT 40 - HYDRO 20/H 90	5176	20	90	42	49,5	47
BT 40 - HYDRO 25/H 90	5177	25	90	55	52,0	50
BT 40 - HYDRO 32/H 90	5178	32	90	63	62,0	48
BT 50 - HYDRO 6/H 90	8508	6	90	26	49,5	29
BT 50 - HYDRO 8/H 90	8509	8	90	28	49,5	30
BT 50 - HYDRO 10/H 90	8510	10	90	30	49,5	34
BT 50 - HYDRO 12/H 90	8511	12	90	32	49,5	34
BT 50 - HYDRO 16/H 90	8512	16	90	38	49,5	35
BT 50 - HYDRO 20/H 90	5181	20	90	42	49,5	35
BT 50 - HYDRO 25/H 110	8513	25	110	55	63,0	48
BT 50 - HYDRO 32/H 110	8514	32	110	63	70,0	50

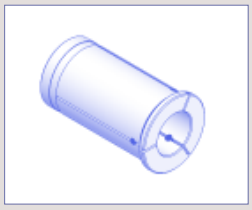

Pinze cilindriche a tenuta stagna per Mandrini Idraulici a pag. 31

Watertight cylindrical collets for Hydraulic Chucks on page 31

Applicazioni: consente il bloccaggio ad alta precisione di utensili a gambo cilindrico DIN 1835 Forma A e B, con tolleranza di gambo h 6 e rugosità Ra < 0,3 micron

Attenzione : non azionare il sistema idraulico se l'utensile non è inserito nel mandrino

Applications : *allows high precision locking of DIN 1835 shank tools Form A and B, with shank tollerance h 6 and surface roughness Ra < 0,3 micron.*

Warning : *do not start Hydraulic System without any tool fit inside*

BT	BARRE A STELO TENERO *BLANK BARS*	FORMA A

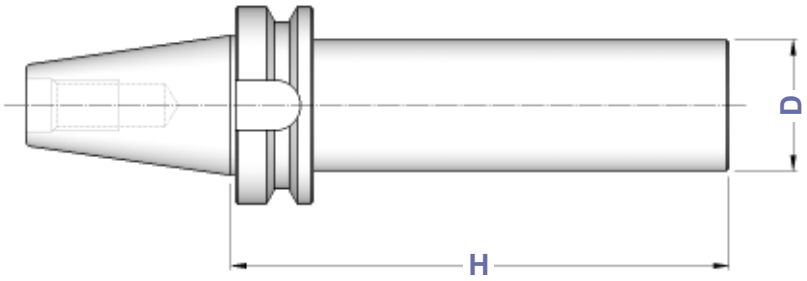

TIPO	FORMA A Art.	H	D
BT 40 - D. 40	**4367**	160	40
BT 40 - D. 50	**4368**	200	50
BT 40 - D. 63	**4369**	250	63
BT 50 - D. 63	**4372**	250	63
BT 50 - D. 80	**4373**	300	80

BARRE DI CONTROLLO
TEST ARBORS

TIPO	Art.	H	D
CONO 40 - D. 40 SC	**2225**	300	40
CONO 50 - D. 50 SC	**2229**	350	50

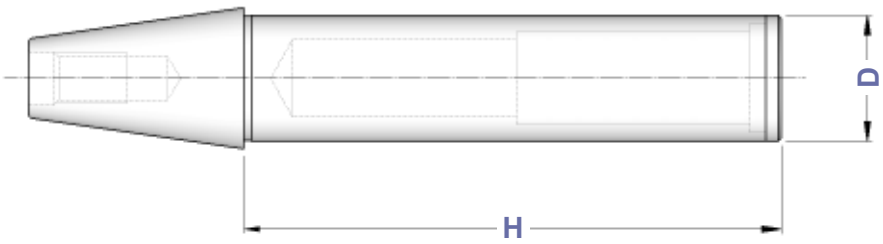

Tolleranze della barra
- **Rettilineità = 0,003**
- **Rotondità in rotazione = 0,003**
- **Cilindricità = 0,003**

Bars tolerance
- *Straitghnes = 0,003*
- *Runout accuracy = 0,003*
- *Cylindricity = 0,003*

Dati costruttivi
- **Costruite in acciaio da cementazione certificato**
- **Cementate con profondità 0,4 - 0,5 mm**
- **Temprate, rinvenute, brunite**
- **Durezza HRC 58 ± 2, resistenza 800-1000 N/mm²**
- **Finitura di rettifica esterna**
- **Collaudate 100% con strumenti di misura certificati**

Constructive Features
- *Manufactured with casehardening steel*
- *Casehardened with depth 0,4 - 0,5 mm*
- *Hardened, tempered, black oxided*
- *Hardnes HRC 58 ± 2, strenght 800-1000 N/mm²*
- *External grinding finish*
- *Tested 100% with certified measuring instruments*

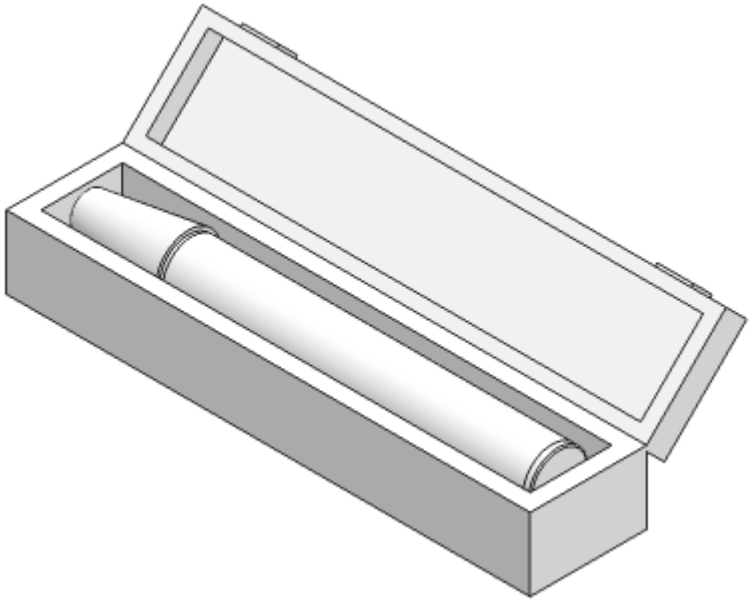

BT

PORTAFRESE WELDON TIPO EXTRACORTO

SHORT TYPE END MILL HOLDERS FOR DIN 1835-B SHANKS

FORMA A (AD)

FORMA B (AD+B)

Balanced G 6,3
12.000 rpm

TIPO	FORMA A Art.	FORMA B Art.	D	H	E	Fig.	G1	G2
BT 40 - WE 12/H 35	**3053**	**8469**	12	35	44	1	4973	——
BT 40 - WE 14/H 35	**8465**	**8470**	14	35	44	1	0390	——
BT 40 - WE 16/H 35	**3054**	**5122**	16	35	44	1	0068	——
BT 40 - WE 18/H 35	**8466**	**8471**	18	35	44	1	0261	——
BT 40 - WE 20/H 35	**3055**	**5123**	20	35	44	1	0261	——
BT 40 - WE 25/H 35	**3056**	**5124**	25	35	44	1	0082	——
BT 40 - WE 25/H 60	**4629**	**4554**		60	49	2	0082	0076
BT 40 - WE 32/H 40	**3069**	**4555**	32	40	44	1	0074	——
BT 40 - WE 32/H 70	**4630**	**4556**		70	72	2	0082	4977
BT 50 - WE 16/H 44	**3057**	**5125**	16	44	70	1	4974	——
BT 50 - WE 18/H 44	**8467**	**8472**	18	44	70	1	4974	——
BT 50 - WE 20/H 44	**3058**	**5126**	20	44	70	1	4975	——
BT 50 - WE 25/H 44	**3059**	**5127**	25	44	70	1	4976	——
BT 50 - WE 32/H 44	**3060**	**5128**	32	44	70	1	4977	——
BT 50 - WE 40/H 44	**8468**	**8473**	40	44	70	1	0259	——

WELDON EXTRACORTO
SHORT TYPE END MILL
Figura 1

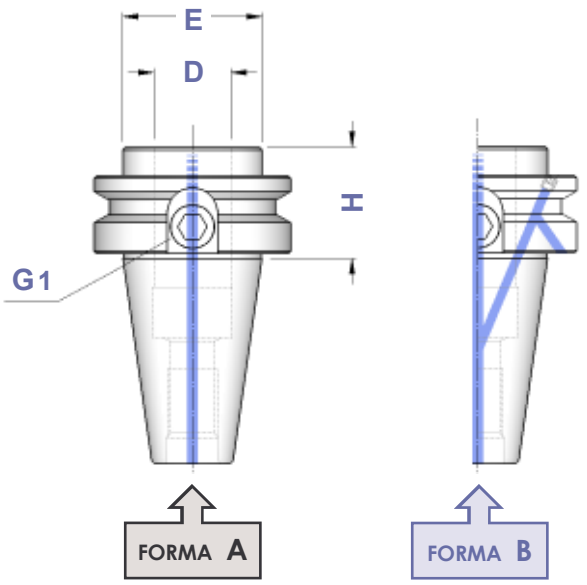

WELDON EXTRACORTO
SHORT TYPE END MILL
Figura 2

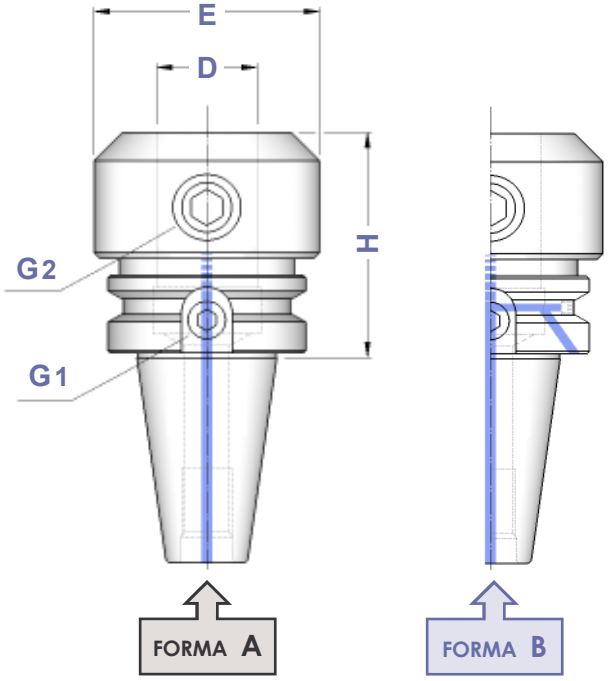

BT

PORTAFRESE WELDON

END MILL HOLDERS FOR DIN 1835-B SHANKS

FORMA A (AD)

FORMA B (AD+B)

Balanced	G 6,3
≤ H100	12.000 rpm
> H100	8.000 rpm

Figura 1

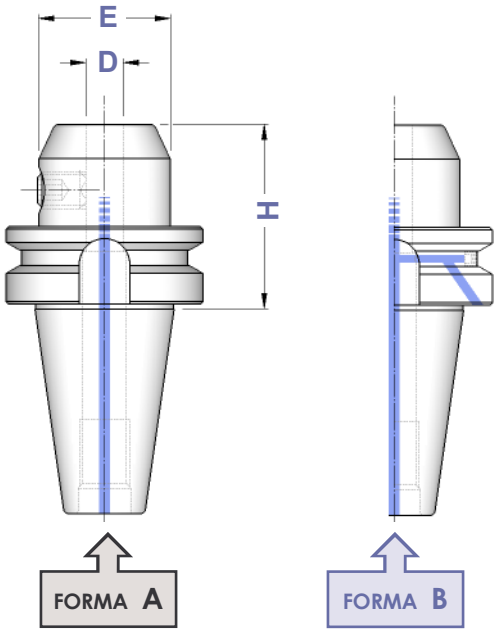

Figura 2

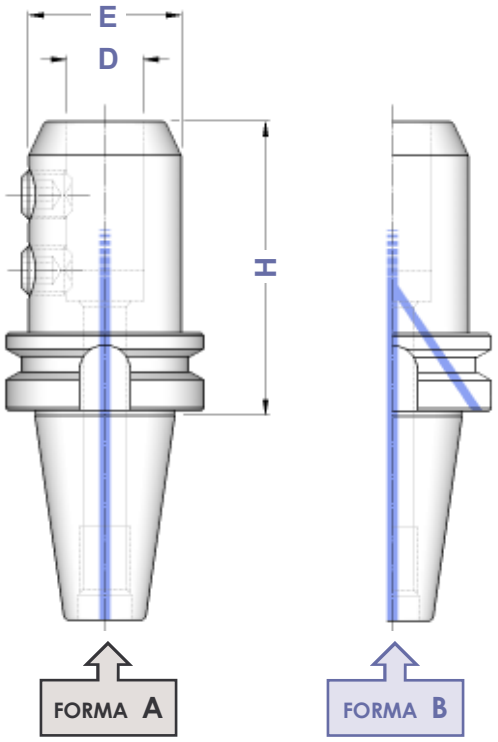

TIPO	FORMA A Art.	FORMA B Art.	D	H	E	Fig.	
BT 30 - WE 6/H 50	**3740**	——	6	50	25	1	4970
BT 30 - WE 8/H 50	**3741**	——	8	50	28	1	4971
BT 30 - WE 10/H 50	**3742**	——	10	50	35	1	4972
BT 30 - WE 12/H 55	**3743**	——	12	55	42	1	4973
BT 30 - WE 16/H 63	**3744**	——	16	63	48	1	4974
BT 30 - WE 20/H 70	**3299**	——	20	70	52	1	4975
BT 40 - WE 6/H 50	**3752**	**4909**	6	50	25	1	4970
BT 40 - WE 6/H 100	**5057**	**5863**		100			
BT 40 - WE 6/H 130	**8004**	**8021**		130			
BT 40 - WE 6/H 160	**5564**	**5864**		160			
BT 40 - WE 6/H 200	**4253**	**4391**		200			
BT 40 - WE 8/H 50	**3753**	**4910**	8	50	28	1	4971
BT 40 - WE 8/H 100	**5058**	**5865**		100			
BT 40 - WE 8/H 130	**8005**	**8022**		130			
BT 40 - WE 8/H 160	**5565**	**5866**		160			
BT 40 - WE 8/H 200	**4254**	**4396**		200			
BT 40 - WE 10/H 63	**3754**	**4911**	10	63	35	1	4972
BT 40 - WE 10/H 100	**5059**	**5867**		100			
BT 40 - WE 10/H 130	**8006**	**8023**		130			
BT 40 - WE 10/H 160	**5566**	**5868**		160			
BT 40 - WE 10/H 200	**4255**	**4397**		200			
BT 40 - WE 12/H 63	**3755**	**4912**	12	63	42	1	4973
BT 40 - WE 12/H 100	**5060**	**5869**		100			
BT 40 - WE 12/H 130	**8007**	**8024**		130			
BT 40 - WE 12/H 160	**5567**	**5870**		160			
BT 40 - WE 12/H 200	**4262**	**4401**		200			
BT 40 - WE 14/H 63	**4557**	**4913**	14	63	44	1	4973
BT 40 - WE 14/H 100	**5061**	**5871**		100			
BT 40 - WE 14/H 130	**8008**	**8025**		130			
BT 40 - WE 14/H 160	**4268**	**4432**		160			
BT 40 - WE 14/H 200	**4269**	**4433**		200			
BT 40 - WE 16/H 63	**3756**	**4914**	16	63	48	1	4974
BT 40 - WE 16/H 100	**5062**	**5872**		100			
BT 40 - WE 16/H 130	**8009**	**8026**		130			
BT 40 - WE 16/H 160	**5063**	**5873**		160			
BT 40 - WE 16/H 200	**4270**	**4434**		200			
BT 40 - WE 18/H 63	**4558**	**4915**	18	63	50	1	4974
BT 40 - WE 18/H 100	**5064**	**5874**		100			
BT 40 - WE 18/H 130	**8010**	**8027**		130			
BT 40 - WE 18/H 160	**4271**	**4435**		160			
BT 40 - WE 18/H 200	**4272**	**4436**		200			
BT 40 - WE 20/H 63	**3757**	**4916**	20	63	52	1	4975
BT 40 - WE 20/H 100	**5066**	**5875**		100			
BT 40 - WE 20/H 130	**5067**	**4437**		130			
BT 40 - WE 20/H 160	**5068**	**5876**		160			
BT 40 - WE 20/H 200	**4274**	**4446**		200			
BT 40 - WE 25/H 90	**3758**	**4917**	25	90	65	2	4976
BT 40 - WE 25/H 130	**5069**	**4939**		130			
BT 40 - WE 25/H 160	**5070**	**4448**		160			
BT 40 - WE 25/H 200	**4358**	**4479**		200			
BT 40 - WE 32/H 100	**3759**	**4918**	32	100	72	2	4977
BT 40 - WE 32/H 130	**5071**	**4480**		130			
BT 40 - WE 32/H 160	**5072**	**4481**		160			
BT 40 - WE 32/H 200	**4359**	**4482**		200			
BT 40 - WE 40/H 105	**4559**	**4919**	40	105	80	2	4977

segue

segue

Figura 1

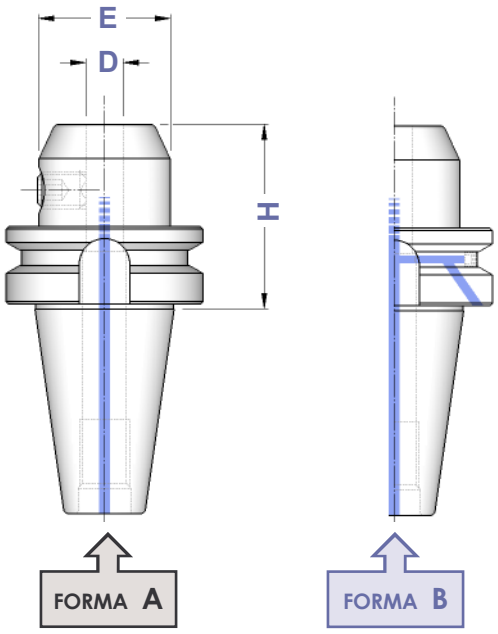

Figura 2

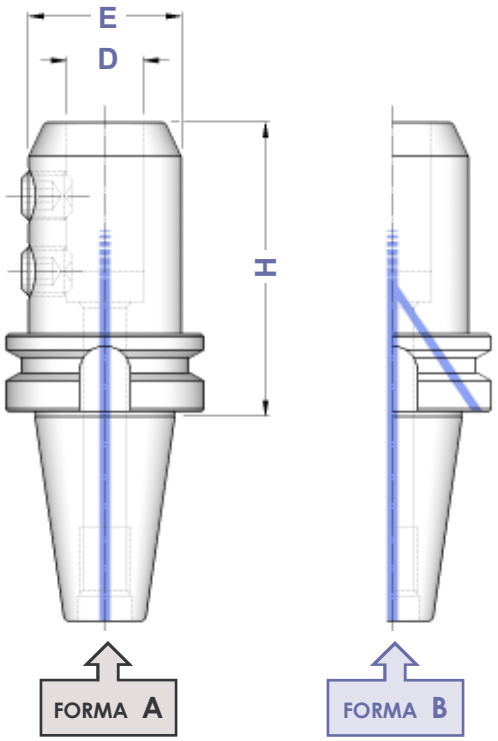

TIPO	FORMA A Art.	FORMA B Art.	D	H	E	Fig.	
BT 50 - WE 6/H 63	**3295**	**4920**		63			
BT 50 - WE 6/H 100	**5073**	**5877**		100			
BT 50 - WE 6/H 130	**8011**	**8028**	6	130	25	1	4970
BT 50 - WE 6/H 160	**5568**	**5878**		160			
BT 50 - WE 6/H 200	**4360**	**4485**		200			
BT 50 - WE 8/H 63	**3769**	**4921**		63			
BT 50 - WE 8/H 100	**5074**	**5879**		100			
BT 50 - WE 8/H 130	**8012**	**8029**	8	130	28	1	4971
BT 50 - WE 8/H 160	**5569**	**5880**		160			
BT 50 - WE 8/H 200	**4361**	**4497**		200			
BT 50 - WE 10/H 70	**3770**	**4922**		70			
BT 50 - WE 10/H 100	**5075**	**5907**		100			
BT 50 - WE 10/H 130	**8013**	**8030**	10	130	35	1	4972
BT 50 - WE 10/H 160	**5572**	**5908**		160			
BT 50 - WE 10/H 200	**4366**	**4498**		200			
BT 50 - WE 12/H 80	**3771**	**4923**		80			
BT 50 - WE 12/H 100	**5574**	**5912**		100			
BT 50 - WE 12/H 130	**8014**	**8031**	12	130	42	1	4973
BT 50 - WE 12/H 160	**5076**	**5909**		160			
BT 50 - WE 12/H 200	**4370**	**4499**		200			
BT 50 - WE 14/H 80	**4560**	**4924**		80			
BT 50 - WE 14/H 100	**4371**	**4500**		100			
BT 50 - WE 14/H 130	**8015**	**8032**	14	130	44	1	4973
BT 50 - WE 14/H 160	**4375**	**4502**		160			
BT 50 - WE 14/H 200	**4376**	**4503**		200			
BT 50 - WE 16/H 80	**3772**	**4925**		80			
BT 50 - WE 16/H 100	**5575**	**5913**		100			
BT 50 - WE 16/H 130	**8016**	**8033**	16	130	48	1	4974
BT 50 - WE 16/H 160	**5078**	**5910**		160			
BT 50 - WE 16/H 200	**4380**	**4523**		200			
BT 50 - WE 18/H 80	**4561**	**4926**		80			
BT 50 - WE 18/H 100	**4381**	**4524**		100			
BT 50 - WE 18/H 130	**8017**	**8034**	18	130	50	1	4974
BT 50 - WE 18/H 160	**4382**	**4525**		160			
BT 50 - WE 18/H 200	**4384**	**4526**		200			
BT 50 - WE 20/H 80	**3773**	**4927**		80			
BT 50 - WE 20/H 100	**5576**	**5914**		100			
BT 50 - WE 20/H 130	**8018**	**8035**	20	130	52	1	4975
BT 50 - WE 20/H 160	**5080**	**5911**		160			
BT 50 - WE 20/H 200	**4386**	**4527**		200			
BT 50 - WE 25/H 100	**3774**	**4928**		100			
BT 50 - WE 25/H 130	**8019**	**8036**	25	130	65	2	4976
BT 50 - WE 25/H 160	**5082**	**5915**		160			
BT 50 - WE 25/H 200	**4388**	**4528**		200			
BT 50 - WE 32/H 105	**3775**	**4929**		105			
BT 50 - WE 32/H 130	**8020**	**8037**	32	130	72	2	4977
BT 50 - WE 32/H 160	**5083**	**5916**		160			
BT 50 - WE 32/H 200	**4389**	**4529**		200			
BT 50 - WE 40/H 120	**3776**	**4930**		120			
BT 50 - WE 40/H 160	**5085**	**5917**	40	160	80	2	4977
BT 50 - WE 40/H 200	**4390**	**4530**		200			
BT 50 - WE 50/H 125	**3777**	**4552**	50	125	100	2	4978

Dove trovare questi Articoli
Where to find those Items

Grani di bloccaggio - pag. 197
Locking screws - page 197

BT

PORTAFRESE WELDON CON SFERE DI LUBRIFICAZIONE
TOOLHOLDERS FOR DIN 1835-B SHANKS WITH FRONT COOLANT

FORMA B (AD+B)

Balanced G 6,3
12.000 rpm

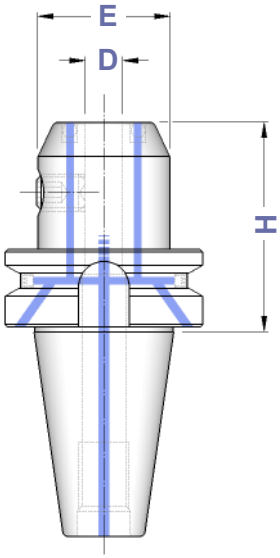

TIPO	FORMA B Art.	D	H	E	
BT 40 - WEC 6/H 50	7872	6	50	25	4970
BT 40 - WEC 8/H 50	7873	8	50	28	4971
BT 40 - WEC 10/H 63	7874	10	63	35	4972
BT 40 - WEC 12/H 63	7875	12	63	42	4973
BT 40 - WEC 14/H 63	7876	14	63	44	4973
BT 40 - WEC 16/H 63	7877	16	63	48	4974
BT 40 - WEC 18/H 63	7878	18	63	50	4974
BT 40 - WEC 20/H 63	7879	20	63	52	4975
BT 40 - WEC 25/H 90	7880	25	90	65	4976
BT 40 - WEC 32/H 100	7881	32	100	72	4977
BT 40 - WEC 40/H 105	7882	40	105	80	4977
BT 50 - WEC 6/H 63	7883	6	63	25	4970
BT 50 - WEC 8/H 63	7884	8	63	28	4971
BT 50 - WEC 10/H 70	7885	10	70	35	4972
BT 50 - WEC 12/H 80	7886	12	80	42	4973
BT 50 - WEC 14/H 80	7887	14	80	44	4973
BT 50 - WEC 16/H 80	7888	16	80	48	4974
BT 50 - WEC 18/H 80	7889	18	80	50	4974
BT 50 - WEC 20/H 80	7890	20	80	52	4975
BT 50 - WEC 25/H 100	7891	25	100	65	4976
BT 50 - WEC 32/H 105	7892	32	105	72	4977
BT 50 - WEC 40/H 120	7893	40	120	80	4977

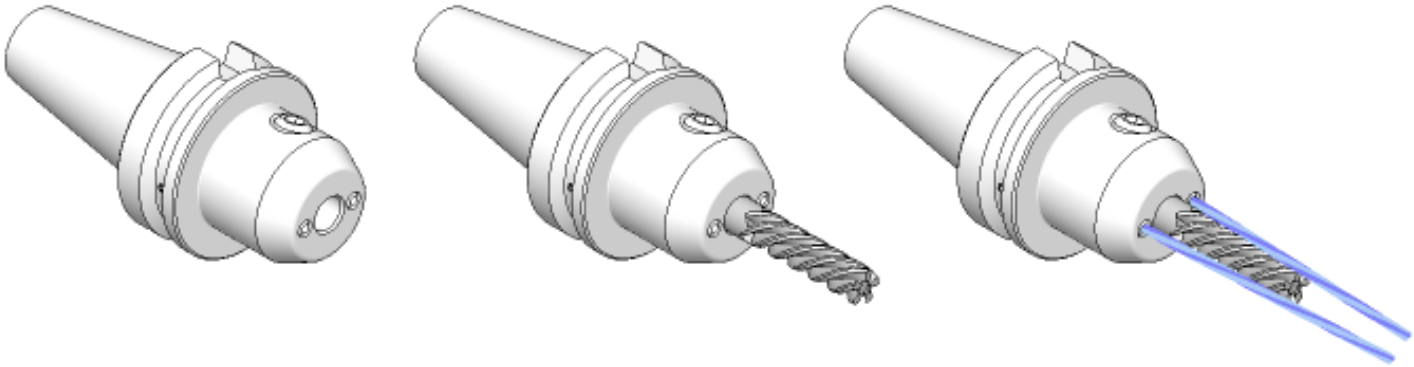

Dove trovare questi Articoli
Where to find those Items

Ugelli a sfera - pag. 263
Sphere coolant noozles - page 263

Prolunghe per ugelli - pag. 263
Extensions for coolant noozles - page 263

MANDRINI PER UTENSILI ATTACCO WHISTLE NOTCH

END MILL HOLDERS FOR DIN 1835-E SHANKS

FORMA B (AD+B)

Balanced G 6,3
12.000 rpm

TIPO	FORMA B Art.	D	H	E	Fig.	G1	G2
BT40 - WN 6 / H 50	4666	6	50	25	1	0233	4970
BT40 - WN 8 / H 50	4667	8	50	28	1	0235	4971
BT40 - WN 10 / H 63	4668	10	63	35	1	0238	4972
BT40 - WN 12 / H 63	4669	12	63	42	1	0240	4973
BT40 - WN 14 / H 63	4670	14	63	44	1	0240	4973
BT40 - WN 16 / H 63	4671	16	63	48	1	0245	4974
BT40 - WN 18 / H 63	4672	18	63	50	1	0245	4974
BT40 - WN 20 / H 63	4673	20	63	52	1	0245	4975
BT40 - WN 25 / H 90	4674	25	90	65	2	0212	4976
BT40 - WN 32 / H 100	4675	32	100	72	2	0212	4977
BT40 - WN 40 / H 105	4692	40	105	80	2	0212	4977
BT50 - WN 6 / H 63	4676	6	63	25	1	0233	4970
BT50 - WN 8 / H 63	4677	8	63	28	1	0235	4971
BT50 - WN 10 / H 70	4678	10	70	35	1	0238	4972
BT50 - WN 12 / H 80	4679	12	80	42	1	0240	4973
BT50 - WN 14 / H 80	4680	14	80	44	1	0240	4973
BT50 - WN 16 / H 80	4681	16	80	48	1	0245	4974
BT50 - WN 18 / H 80	4682	18	80	50	1	0245	4974
BT50 - WN 20 / H 80	4683	20	80	52	1	0245	4975
BT50 - WN 25 / H 100	4684	25	100	65	2	0247	4976
BT50 - WN 32 / H 105	4685	32	105	72	2	0247	4977
BT50 - WN 40 / H 120	4686	40	120	80	2	0247	4977

Figura 1

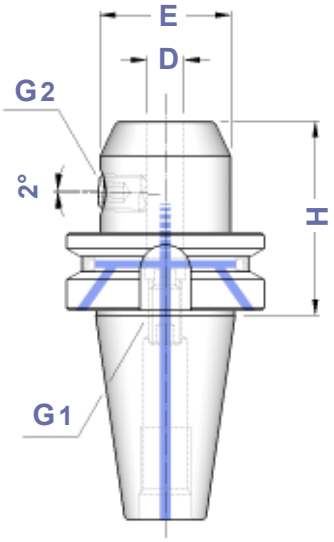

Figura 2

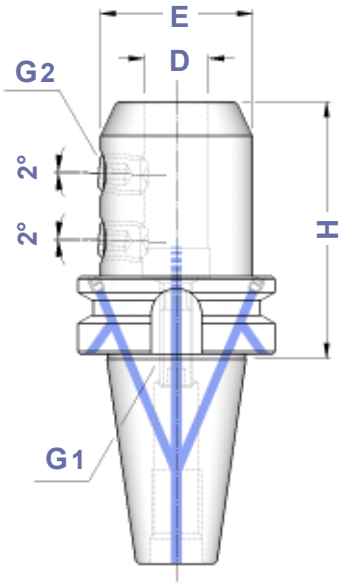

Dove trovare questi Articoli
Where to find those Items

Grani di bloccaggio - pag. 197
Locking screws - page 197

Grani di bloccaggio - pag. 199
Locking screws - page 199

BT

RIDUZIONI A CONO MORSE PER PUNTE

MORSE TAPER ADAPTERS FOR TWIST DRILLS DIN 228 FORM B SHANK

FORMA A
FORMA B

Balanced G 6,3
8.000 rpm

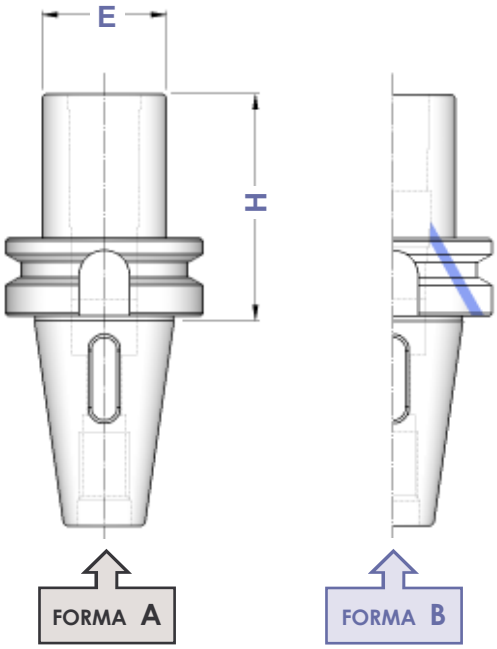

TIPO	FORMA A Art.	FORMA B Art.	CM	H	E
BT 30 - CM 1 PUNTE	**8346**	——	1	50	25
BT 30 - CM 2 PUNTE	**3796**	——	2	60	32
BT 30 - CM 3 PUNTE	**3883**	——	3	90	40
BT 40 - CM 1 PUNTE	**8347**	**4945**	1	50	25
BT 40 - CM 2 PUNTE	**8349**	**4962**	2	60	32
BT 40 - CM 3 PUNTE	**3783**	**4963**	3	70	40
BT 40 - CM 4 PUNTE	**3784**	**4964**	4	95	48
BT 50 - CM 1 PUNTE	**8352**	——	1	45	25
BT 50 - CM 2 PUNTE	**8354**	**4966**	2	60	32
BT 50 - CM 3 PUNTE	**8356**	**4967**	3	65	40
BT 50 - CM 4 PUNTE	**3793**	**4968**	4	95	48
BT 50 - CM 5 PUNTE	**3794**	**4969**	5	120	63

BT

RIDUZIONI A CONO MORSE PER FRESE

MORSE TAPER ADAPTERS FOR MILLING CUTTERS DIN 228 FORM A SHANK

FORMA A
FORMA B

Balanced G 6,3
8.000 rpm

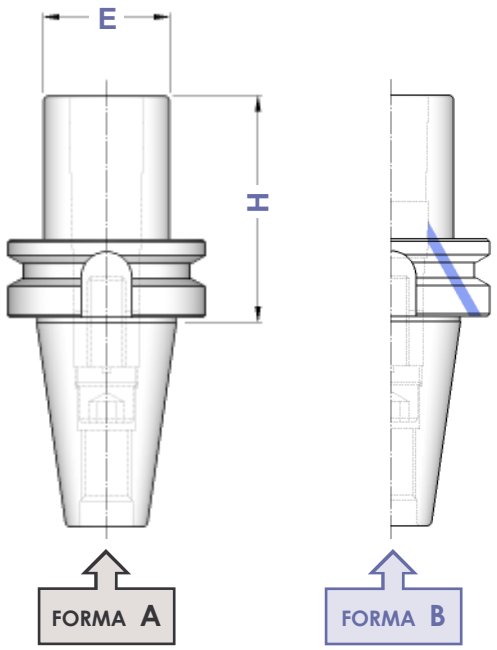

TIPO	FORMA A Art.	FORMA B Art.	CM	H	E			
BT 30 - CM 2 FRESE	**3882**	——	2	60	32	7448	7422	4569
BT 30 - CM 3 FRESE	**3884**	——	3	80	40	7402	7423	4570
BT 40 - CM 2 FRESE	**3886**	**4932**	2	50	32	7448	7422	4569
BT 40 - CM 3 FRESE	**3887**	**4933**	3	70	40	7403	7423	4570
BT 40 - CM 4 FRESE	**3888**	**4934**	4	95	48	7404	7424	4571
BT 50 - CM 2 FRESE	**3801**	**4935**	2	60	32	7448	7422	4569
BT 50 - CM 3 FRESE	**2933**	**4936**	3	65	40	7403	7423	4570
BT 50 - CM 4 FRESE	**3890**	**4937**	4	90	48	7407	7424	4571
BT 50 - CM 5 FRESE	**3891**	**4956**	5	120	63	7408	7425	4572

BT

RIDUZIONI A CONO MORSE PUNTE + FRESE
COMBINATE

COMBI MORSE TAPER ADAPTERS: TWIST DRILLS + MILLING CUTTERS

FORMA A
FORMA B

Balanced G 6,3
8.000 rpm

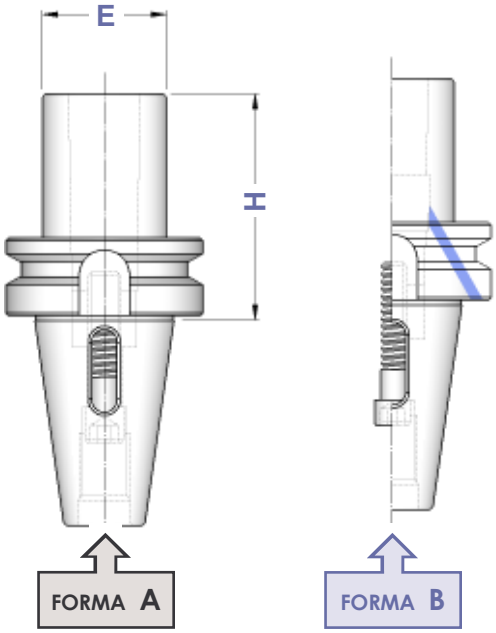

TIPO	FORMA A Art.	FORMA B Art.	CM	H	E		
BT 30 - CM 1 P+F	**3795**	——	1	50	25	7415	——
BT 30 - CM 2 P+F	**3799**	——	2	60	32	7400	0276
BT 30 - CM 3 P+F	**3889**	——	3	90	40	7418	0130
BT 40 - CM 1 P+F	**3781**	**8747**	1	50	25	7400	——
BT 40 - CM 2 P+F	**3782**	**8748**	2	60	32	7401	——
BT 40 - CM 3 P+F	**8360**	**8749**	3	70	40	7400	0130
BT 50 - CM 1 P+F	**3790**	——	1	45	25	7400	——
BT 50 - CM 2 P+F	**3791**	**8750**	2	60	32	7405	——
BT 50 - CM 3 P+F	**3792**	**8751**	3	65	40	7406	——
BT 50 - CM 4 P+F	**8361**	**8752**	4	95	48	7409	——
BT 50 - CM 5 P+F	**8362**	**8753**	5	120	63	7406	0131

BT

RIDUZIONI A CONO MORSE PER PUNTE E PUNTE + FRESE
TIPO PROLUNGATO

EXTENDED MORSE TAPER ADAPTERS: TWIST DRILLS + MILLING CUTTERS

FORMA A

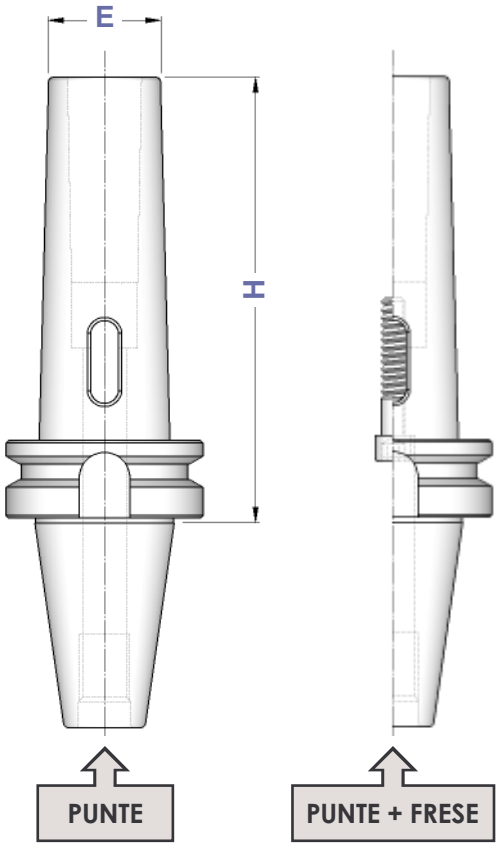

TIPO	PUNTE Art.	PUNTE + FRESE Art.	CM	H	E		
BT 40 - CM 1	**8348**	**4258**	1	115	18	7400	——
BT 40 - CM 2	**8350**	**4259**	2	125	25	7401	——
BT 40 - CM 3	**8351**	**4260**	3	140	33	7400	0130
BT 40 - CM 4	**4261**	——	4	165	40	——	——
BT 50 - CM 1	**8353**	**4263**	1	120	18	7400	——
BT 50 - CM 2	**8355**	**4264**	2	140	25	7405	——
BT 50 - CM 3	**8357**	**4265**	3	150	33	7406	——
BT 50 - CM 4	**8358**	**4266**	4	180	40	7409	——
BT 50 - CM 5	**8359**	**4267**	5	220	55	0055	0131

BT

PORTAFRESE FISSI

DIN 6357 FACE MILL HOLDERS

FORMA A

Balanced G 6,3
8.000 rpm

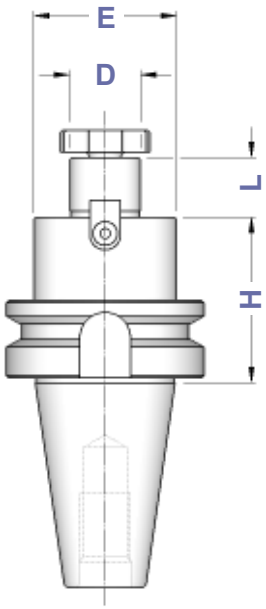

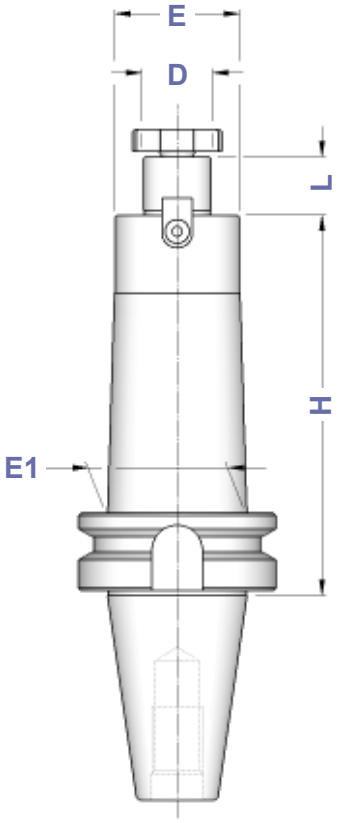

TIPO	FORMA A Art.	D	L	E	E1		
BT 30 - D.13 FISSO / H 35	**8412**	13	12	28	28	0482	——
BT 30 - D.16 FISSO / H 35	**4152**	16	17	38	38	4985	4562
BT 30 - D.22 FISSO / H 40	**4154**	22	19	48	48	4986	4563
BT 30 - D.27 FISSO / H 40	**4156**	27	21	58	58	4987	4564
BT 30 - D.32 FISSO / H 45	**8413**	32	24	58	58	4988	4565
BT 40 - D.13 FISSO / H 45	**8414**	13	12	28	28	0482	——
BT 40 - D.16 FISSO / H 45 BT 40 - D.16 FISSO / H 100 BT 40 - D.16 FISSO / H 130 BT 40 - D.16 FISSO / H 160 BT 40 - D.16 FISSO / H 200	**4161** **5578** **9420** **8415** **8416**	16	17	38	38	4985	4562
BT 40 - D.22 FISSO / H 45 BT 40 - D.22 FISSO / H 100 BT 40 - D.22 FISSO / H 130 BT 40 - D.22 FISSO / H 160 BT 40 - D.22 FISSO / H 200	**4644** **5588** **9421** **5589** **8417**	22	19	48 46	48	4986	4563
BT 40 - D.27 FISSO / H 45 BT 40 - D.27 FISSO / H 100 BT 40 - D.27 FISSO / H 130 BT 40 - D.27 FISSO / H 160 BT 40 - D.27 FISSO / H 200	**4645** **5590** **9422** **5591** **8418**	27	21	58 48	58 48	4987	4564
BT 40 - D.32 FISSO / H 50 BT 40 - D.32 FISSO / H 100 BT 40 - D.32 FISSO / H 160	**4646** **5592** **8419**	32	24	78 58	78 58	4988	4565
BT 40 - D.40 FISSO / H 55 BT 40 - D.40 FISSO / H 100 BT 40 - D.40 FISSO / H 160	**4647** **8420** **8421**	40	27	88 70	88 70	4989	4566
BT 50 - D.16 FISSO / H 60 BT 50 - D.16 FISSO / H 100 BT 50 - D.16 FISSO / H 130 BT 50 - D.16 FISSO / H 160 BT 50 - D.16 FISSO / H 200	**4648** **5593** **9425** **8422** **8423**	16	17	38	38	4985	4562
BT 50 - D.22 FISSO / H 60 BT 50 - D.22 FISSO / H 100 BT 50 - D.22 FISSO / H 130 BT 50 - D.22 FISSO / H 160 BT 50 - D.22 FISSO / H 200 BT 50 - D.22 FISSO / H 250 BT 50 - D.22 FISSO / H 300	**4172** **5659** **9426** **5660** **8424** **8425** **8426**	22	19	48 46	48 49	4986	4563
BT 50 - D.27 FISSO / H 60 BT 50 - D.27 FISSO / H 100 BT 50 - D.27 FISSO / H 130 BT 50 - D.27 FISSO / H 160 BT 50 - D.27 FISSO / H 200 BT 50 - D.27 FISSO / H 250 BT 50 - D.27 FISSO / H 300	**4649** **5666** **9427** **5667** **8427** **8428** **8429**	27	21	58 55	58 78	4987	4564
BT 50 - D.32 FISSO / H 60 BT 50 - D.32 FISSO / H 100 BT 50 - D.32 FISSO / H 130 BT 50 - D.32 FISSO / H 160 BT 50 - D.32 FISSO / H 200 BT 50 - D.32 FISSO / H 250 BT 50 - D.32 FISSO / H 300	**4650** **5669** **9428** **8430** **8431** **8432** **8433**	32	24	78 66	78	4988	4565
BT 50 - D.40 FISSO / H 60 BT 50 - D.40 FISSO / H 100 BT 50 - D.40 FISSO / H 160 BT 50 - D.40 FISSO / H 200	**4651** **5676** **8434** **8435**	40	27	88 70	88 70	4989	4566

BT

PORTAFRESE FISSI CON PASSAGGIO REFRIGERANTE

DIN 6357 FACE MILL HOLDERS WITH COOLANT THROUGH

FORMA B (AD+B)

Balanced G 6,3
8.000 rpm

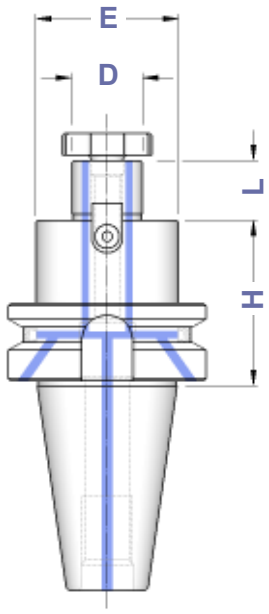

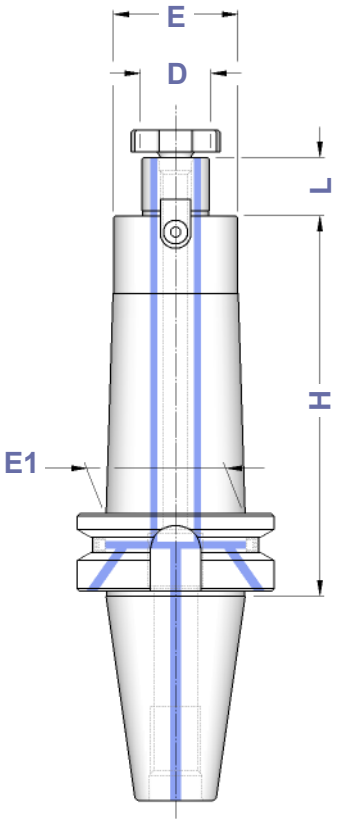

TIPO	FORMA B Art.	D	L	E	E1		
BT**B** 40 - D. 16 FISSO / H 45 BT**B** 40 - D. 16 FISSO / H 100 BT**B** 40 - D. 16 FISSO / H 130 BT**B** 40 - D. 16 FISSO / H 160 BT**B** 40 - D. 16 FISSO / H 200	**5881** **5882** **9430** **8438** **8439**	16	17	38	38	4985	4562
BT**B** 40 - D. 22 FISSO / H 45 BT**B** 40 - D. 22 FISSO / H 100 BT**B** 40 - D. 22 FISSO / H 130 BT**B** 40 - D. 22 FISSO / H 160 BT**B** 40 - D. 22 FISSO / H 200	**5883** **5884** **9431** **8440** **8441**	22	19	48 46	48	4986	4563
BT**B** 40 - D. 27 FISSO / H 45 BT**B** 40 - D. 27 FISSO / H 100 BT**B** 40 - D. 27 FISSO / H 130 BT**B** 40 - D. 27 FISSO / H 160 BT**B** 40 - D. 27 FISSO / H 200	**5885** **5886** **9432** **8442** **8443**	27	21	58 48	58 48	4987	4564
BT**B** 40 - D. 32 FISSO / H 50 BT**B** 40 - D. 32 FISSO / H 100 BT**B** 40 - D. 32 FISSO / H 160	**5887** **5888** **8444**	32	24	78 58	78 58	4988	4565
BT**B** 40 - D. 40 FISSO / H 55 BT**B** 40 - D. 40 FISSO / H 100 BT**B** 40 - D. 40 FISSO / H 160	**5889** **8445** **8446**	40	27	88 70	88 70	4989	4566
BT**B** 50 - D. 16 FISSO / H 60 BT**B** 50 - D. 16 FISSO / H 100 BT**B** 50 - D. 16 FISSO / H 130 BT**B** 50 - D. 16 FISSO / H 160 BT**B** 50 - D. 16 FISSO / H 200	**5890** **5891** **9435** **8447** **8448**	16	17	38	38	4985	4562
BT**B** 50 - D. 22 FISSO / H 60 BT**B** 50 - D. 22 FISSO / H 100 BT**B** 50 - D. 22 FISSO / H 130 BT**B** 50 - D. 22 FISSO / H 160 BT**B** 50 - D. 22 FISSO / H 200 BT**B** 50 - D. 22 FISSO / H 250 BT**B** 50 - D. 22 FISSO / H 300	**5892** **5893** **9436** **8449** **8450** **8451** **8452**	22	19	48 46	48 49	4986	4563
BT**B** 50 - D. 27 FISSO / H 60 BT**B** 50 - D. 27 FISSO / H 100 BT**B** 50 - D. 27 FISSO / H 130 BT**B** 50 - D. 27 FISSO / H 160 BT**B** 50 - D. 27 FISSO / H 200 BT**B** 50 - D. 27 FISSO / H 250 BT**B** 50 - D. 27 FISSO / H 300	**5894** **5895** **9437** **8453** **8454** **8455** **8456**	27	21	58 55	58 78	4987	4564
BT**B** 50 - D. 32 FISSO / H 60 BT**B** 50 - D. 32 FISSO / H 100 BT**B** 50 - D. 32 FISSO / H 130 BT**B** 50 - D. 32 FISSO / H 160 BT**B** 50 - D. 32 FISSO / H 200 BT**B** 50 - D. 32 FISSO / H 250 BT**B** 50 - D. 32 FISSO / H 300	**5896** **5897** **9438** **8457** **8458** **8459** **8460**	32	24	78 66	78	4988	4565
BT**B** 50 - D. 40 FISSO / H 60 BT**B** 50 - D. 40 FISSO / H 100 BT**B** 50 - D. 40 FISSO / H 160 BT**B** 50 - D. 40 FISSO / H 200	**5898** **5899** **8461** **8462**	40	27	88 70	88 70	4989	4566

Tasselli - pag. 195
Dowels - page 195

Viti testa a croce - pag. 194
Cross head screws - page 194

Viti per tassello - pag. 198
Dowel screws - page 198

Chiavi testa a croce - pag. 194
Wrenches cross head - page 194

BT

ATTACCHI PER FRESE AD INSERTI
FACE MILL HOLDERS FOR FACE MILLING CUTTERS

FORMA A

Balanced G 6,3
8.000 rpm

TIPO	FORMA A Art.	D	H	L	E	C	F
BT 40 - D. 40 FM	**4186**	40	60	30	89	66,7	M 12
BT 50 - D. 40 FM	**4187**	40	70	30	89	66,7	M 12
BT 50 - D. 60 FM	**4188**	60	80	40	129	101,6	M 16

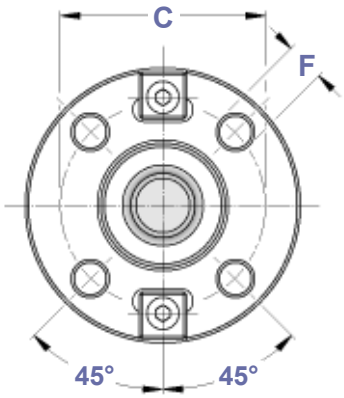

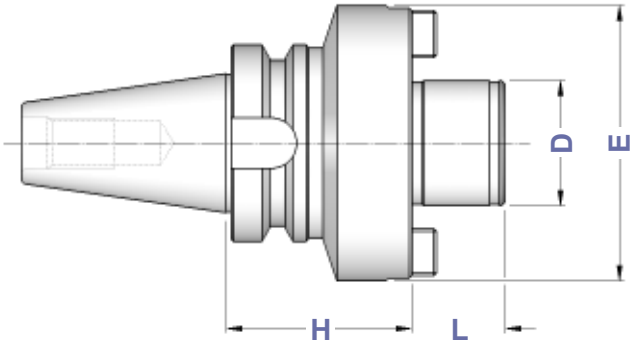

BT

PORTAFRESE CON CHIAVETTA DI TRASCINAMENTO
MILL HOLDERS WITH FEATHER KEY

FORMA A

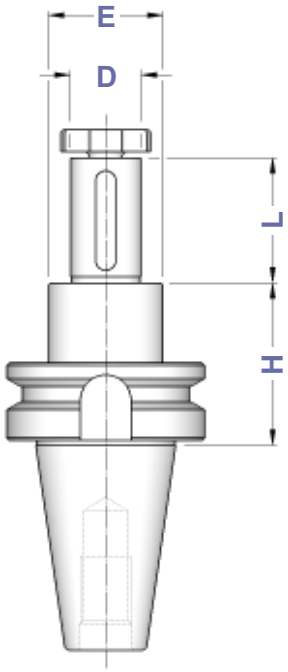

TIPO	FORMA A Art.	D	H	L	E			
BT 40 - D. 16 CHT	**8503**	16	52	30	28	0147	4985	4562
BT 40 - D. 22 CHT	**8504**	22	52	40	36	0148	4986	4563
BT 40 - D. 27 CHT	**8505**	27	52	60	43	0149	4987	4564
BT 40 - D. 32 CHT	**8506**	32	52	60	48	0150	4988	4565
BT 40 - D. 40 CHT	**8507**	40	52	60	56	0151	4989	4566

BT

PORTAFRESE COMBINATI

DIN 6358 SHELL END MILL HOLDERS

FORMA A

Balanced G 6,3
8.000 rpm

TIPO	FORMA A Art.	D	L1	L	E				
BT 30 - D. 16 C/H 50	**3797**	16	27	17	32	4090	0115	4985	4562
BT 30 - D. 22 C/H 50	**3798**	22	31	19	40	4091	0116	4986	4563
BT 30 - D. 27 C/H 55	**3943**	27	33	21	48	4092	0122	4987	4564
BT 40 - D. 16 C/H 55 BT 40 - D. 16 C/H 100 BT 40 - D. 16 C/H 150	**3802** **4113** **8483**	16	27	17	32	4090	0115	4985	4562
BT 40 - D. 22 C/H 55 BT 40 - D. 22 C/H 100 BT 40 - D. 22 C/H 150	**3803** **4114** **8484**	22	31	19	40	4091	0116	4986	4563
BT 40 - D. 27 C/H 55 BT 40 - D. 27 C/H 100 BT 40 - D. 27 C/H 150	**3804** **4115** **8485**	27	33	21	48	4092	0122	4987	4564
BT 40 - D. 32 C/H 60 BT 40 - D. 32 C/H 100 BT 40 - D. 32 C/H 150	**3805** **4116** **8486**	32	38	24	58	4093	0125	4988	4565
BT 40 - D. 40 C/H 60 BT 40 - D. 40 C/H 100	**3806** **3810**	40	41	27	70	4094	0133	4989	4566
BT 50 - D. 16 C/H 70 BT 50 - D. 16 C/H 100	**3812** **4117**	16	27	17	32	4090	0115	4985	4562
BT 50 - D. 22 C/H 70 BT 50 - D. 22 C/H 100	**3813** **4118**	22	31	19	40	4091	0116	4986	4563
BT 50 - D. 27 C/H 70 BT 50 - D. 27 C/H 100	**3814** **4119**	27	33	21	48	4092	0122	4987	4564
BT 50 - D. 32 C/H 70 BT 50 - D. 32 C/H 100	**3815** **4120**	32	38	24	58	4093	0125	4988	4565
BT 50 - D. 40 C/H 70 BT 50 - D. 40 C/H 100	**3816** **4121**	40	41	27	70	4094	0133	4989	4566

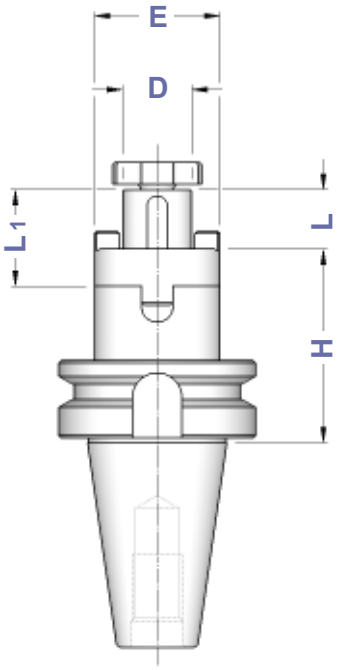

Dove trovare questi Articoli
Where to find those Items

Giunti di trascinamento - pag. 194
Clutch drive rings - page 194

Viti testa a croce - pag. 194
Cross head screws - page 194

Chiavi per testa a croce - pag. 194
Wrenches for cross head - page 194

MANDRINI PER FRESE CON ATTACCO FILETTATO

CHUCKS FOR MILLING CUTTERS WITH THREADED SHANK

Balanced G 6,3
12.000 rpm

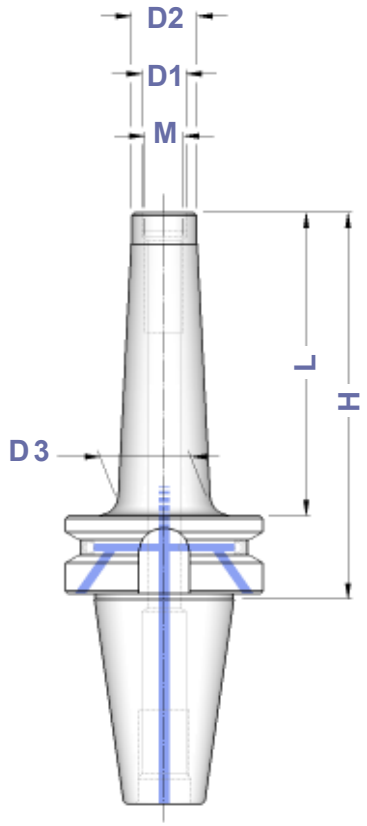

TIPO	FORMA B Art.	M	D1	D2	D3	H	L
BT 40 - M 6 / H 55	7687	M 6	6,5	10	13	55	28
BT 40 - M 6 / H 77	7688				20	77	50
BT 40 - M 6 / H 102	7689				23	102	75
BT 40 - M 8 / H 55	7827	M 8	8,5	13	15	55	28
BT 40 - M 8 / H 77	7828				23	77	50
BT 40 - M 8 / H 102	7829				23	102	75
BT 40 - M 8 / H 127	7830				25	127	100
BT 40 - M 10 / H 55	7831	M10	10,5	18	20	55	28
BT 40 - M 10 / H 77	7832				23	77	50
BT 40 - M 10 / H 102	7833				28	102	75
BT 40 - M 10 / H 127	7834				32	127	100
BT 40 - M 12 / H 55	7835	M12	12,5	21	24	55	28
BT 40 - M 12 / H 77	7836				24	77	50
BT 40 - M 12 / H 102	7837				31	102	75
BT 40 - M 12 / H 127	7838				33	127	100
BT 40 - M 16 / H 55	7839	M16	17,0	29	32	55	28
BT 40 - M 16 / H 77	7840				34	77	50
BT 40 - M 16 / H 102	7841				34	102	75
BT 40 - M 16 / H 127	7842				36	127	100
BT 40 - M 16 / H 152	7843				40	152	125
BT 50 - M 12 / H 88	7844	M12	12,5	21	24	88	50
BT 50 - M 12 / H 138	7845				33	138	100
BT 50 - M 12 / H 188	7846				40	188	150
BT 50 - M 12 / H 254	8719				42	254	216
BT 50 - M 16 / H 88	7847	M16	17,0	29	34	88	50
BT 50 - M 16 / H 138	7848				36	138	100
BT 50 - M 16 / H 188	7849				42,5	188	150
BT 50 - M 16 / H 254	8720				44	254	216

Prolunghe, Riduzioni, Portapinze ER con attacco filettato a pag. 43 del Catalogo Generale

Extensions, Reductions, ER Collet Chucks with threaded shank from page 43 on General Catalogue



BT

MASCHIATORI A CAMBIO RAPIDO CON DOPPIA COMPENSAZIONE

DOUBLE COMPENSATION QUICK CHANGE TAP HOLDERS

FORMA A

TIPO	FORMA A Art.	H	E	B	COMPENSAZIONE	
BT 30 - B. 1	**2863**	63	38	19	- 7,5 + 7,5	M 3 ÷ M 12 (*M16)
BT 30 - B. 2	**2865**	107	55	31	- 12,5 + 12,5	M 6 ÷ M 20 (*M30)
BT 40 - B. 1	**3524**	67	38	19	- 7,5 + 7,5	M 3 ÷ M 12 (*M16)
BT 40 - B. 2	**3525**	93	55	31	- 12,5 + 12,5	M 6 ÷ M 20 (*M30)
BT 40 - B. 3	**3526**	164	79	48	- 20,0 + 20,0	M14 ÷ M 33 (*M48)
BT 50 - B. 1	**3028**	80	38	19	- 7,5 + 7,5	M 3 ÷ M 12 (*M16)
BT 50 - B. 2	**3530**	102	55	31	- 12,5 + 12,5	M 6 ÷ M 20 (*M30)
BT 50 - B. 3	**3531**	133	79	48	- 20,0 + 20,0	M14 ÷ M 33 (*M48)

* Bussole con grani
Adapters with screws

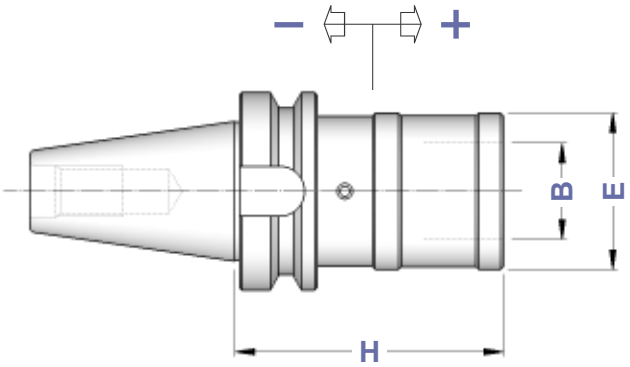

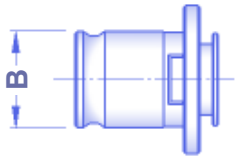

Bussole a maschiare
Tap Adapters
Pag. 172 - 175

BT

MASCHIATORI A CAMBIO RAPIDO SENZA COMPENSAZIONE

QUICK CHANGE TAP HOLDERS WITHOUT COMPENSATION

FORMA A (AD)

TIPO	FORMA A Art.	H	E	B	
BT 40 - B. 1 FISSO	**4951**	67	33	19	M 3 ÷ M 12 (*M16)
BT 40 - B. 2 FISSO	**4952**	90	50	31	M 6 ÷ M 20 (*M30)
BT 40 - B. 3 FISSO	**5711**	117	72	48	M14 ÷ M 33 (*M48)
BT 50 - B. 1 FISSO	**2999**	78	33	19	M 3 ÷ M 12 (*M16)
BT 50 - B. 2 FISSO	**4953**	101	50	31	M 6 ÷ M 20 (*M30)
BT 50 - B. 3 FISSO	**5712**	125	72	48	M14 ÷ M 33 (*M48)

* Bussole con grani
Adapters with screws

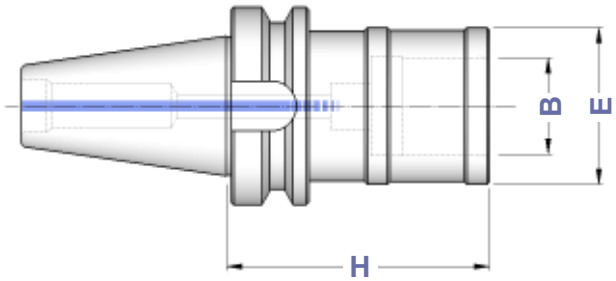

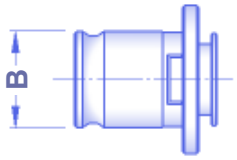

Bussole a maschiare
Tap Adapters
Pag. 172 - 175

I maschiatori sono fornibili anche con la sola compensazione a trazione (SFILAMENTO)
Tap holders are also available with traction compensation only (TENSION ONLY)

CARATTERISTICHE TECNICHE DIN 69893 - HSK A+C

DIN 69893 - HSK A+C STANDARD FEATURES

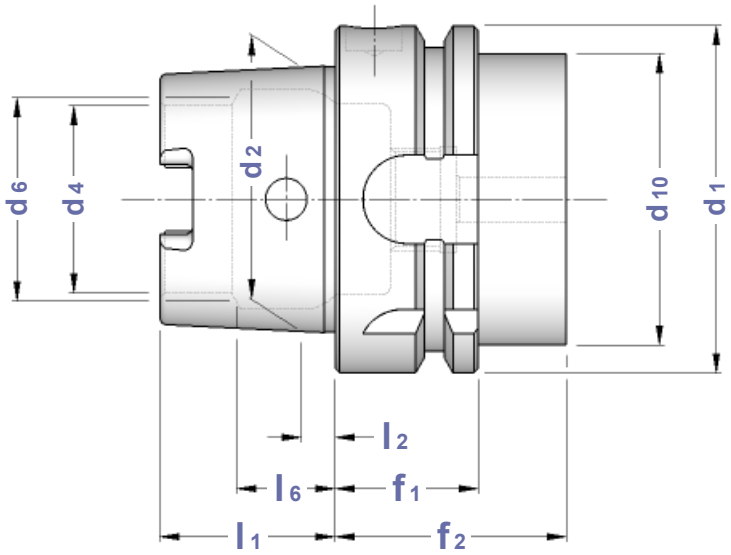

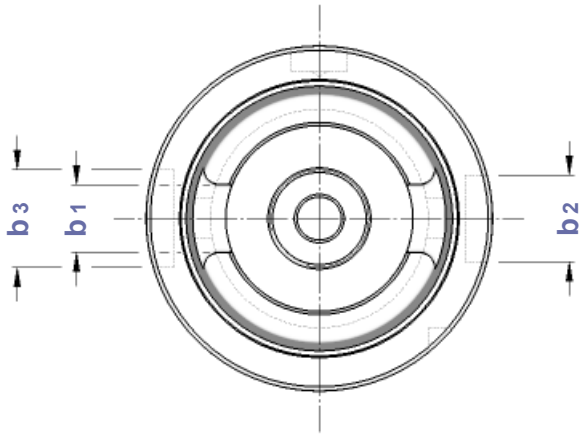

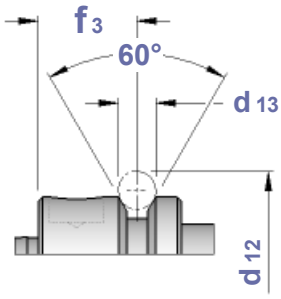

CONO	b1	b2	b3	d1	d2	d4	d6	d10	d12	d13	f1	f2	f3	l1	l2	l6	OR
HSK 32	7,05	7	9	32	24	17	19	26	37,00	4	20	35	16	16	3,2	8,92	6975
HSK 40	8,05	9	11	40	30	21	23	34	45,00	4	20	35	16	20	4,0	11,42	6976
HSK 50	10,54	12	14	50	38	26	29	42	59,30	7	26	42	18	25	5,0	14,13	6977
HSK 63	12,54	16	18	63	48	34	37	53	72,30	7	26	42	18	32	6,3	18,13	6978
HSK 100	20,02	20	22	100	75	53	58	85	109,75	7	29	45	20	50	10,0	28,56	6979

ADDUTTORI PER REFRIGERANTE

COOLANT TUBES

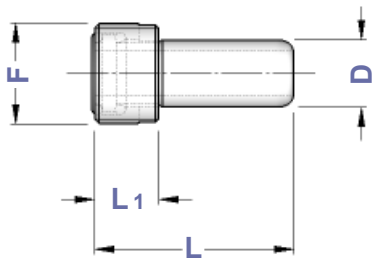

TIPO	Art.	F	D	L	L1	OR *O-RING*	CHIAVE *WRENCH*
HSK 32 A+C	**0413**	M 10 x 1	6	26,0	5,5	5668	0470
HSK 40 A+C	**0414**	M 12 x 1	8	29,3	7,5	5672	0471
HSK 50 A+C	**0415**	M 16 x 1	10	33,0	9,5	5673	0472
HSK 63 A+C	**0416**	M 18 x 1	12	36,6	11,5	5674	0473
HSK 100 A+C	**0418**	M 24 x 1,5	16	44,0	15,5	5675	0474

HSK A + C

RIDUZIONI A HSK A+C
REDUCTIONS TO HSK A+C

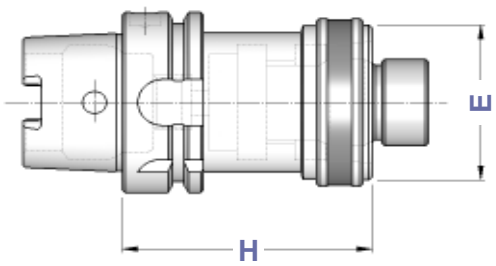

TIPO	Art.	H	E
HSK 50 A - HSK 32 A+C	**6193**	60	32
HSK 50 A - HSK 40 A+C	**6194**	70	40
HSK 63 A - HSK 32 A+C	**6195**	70	32
HSK 63 A - HSK 40 A+C	**6196**	70	40
HSK 63 A - HSK 50 A+C	**6197**	80	50
HSK100 A - HSK 50 A+C	**6198**	90	50
HSK100 A - HSK 63 A+C	**6199**	100	63

HSK A + C

MANDRINI AUTOSERRANTI INTEGRALI ROTAZIONE DESTRA E SINISTRA
MONOLITHIC DRILL CHUCKS - RIGHT & LEFT SPIN

Balanced G 6,3
12.000 rpm

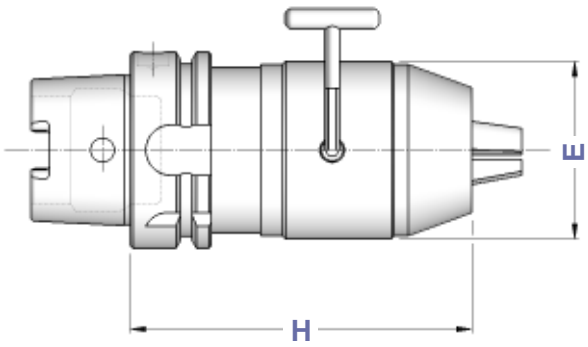

TIPO	Art.	CAPACITA'	E	H	
HSK 50 A - DCU 13	**8830**	1 ÷ 13	50	105	2372
HSK 63 A - DCU 13	**8831**	1 ÷ 13	50	130	2372
HSK 63 A - DCU 16	**8832**	3 ÷ 16	57	140	
HSK 100 A - DCU 13	**8833**	1 ÷ 13	50	108	2372
HSK 100 A - DCU 16	**8834**	3 ÷ 16	57	113	

Precisione di rotazione: 0,05 mm
Runout accuracy: 0,05 mm

HSK A + C

ATTACCHI PER MANDRINI PORTAPUNTA DIN 238
SHANKS FOR DRILL CHUCKS DIN 238 TYPE

Balanced G 6,3
8.000 rpm

TIPO	Art.	D	H
HSK 63 A - B12	**6014**	12,065	45
HSK 63 A - B16	**6015**	15,733	45
HSK 63 A - B18	**6016**	17,780	45

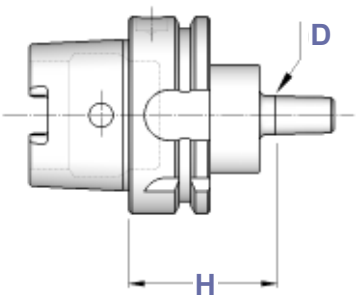

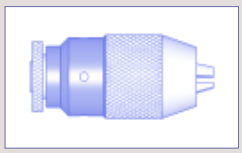

I Mandrini Autoserranti si trovano a pagina 69 del Catalogo Generale

Keyless Drill Chucks you can find on General Catalogue page 69

HSK A + C

PORTAPINZA ER - GHIERA MINI

ER - DIN 6499 COLLET CHUCKS WITH MINI NUT

Balanced G 6,3
15.000 rpm

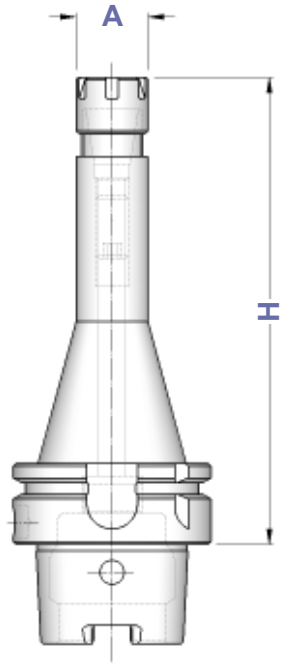

TIPO	Art.	A	CAPACITA'			
HSK 32 A - ER 16 GM/H 65 HSK 32 A - ER 16 GM/H 90	**6000** **6001**	22	1 ÷ 10	1229	5719	0364
HSK 32 A - ER 25 GM/H 70	**6004**	35	1 ÷ 16	1231	5721	0996
HSK 40 A - ER 11 GM/H 70 HSK 40 A - ER 11 GM/H 100 HSK 40 A - ER 11 GM/H 160	**6027** **6028** **6029**	16	1 ÷ 7	0432	5718	5573
HSK 40 A - ER 16 GM/H 70 HSK 40 A - ER 16 GM/H 120	**6006** **6007**	22	1 ÷ 10	1229	5719	0364
HSK 40 A - ER 25 GM/H 120	**6011**	35	1 ÷ 16	1231	5721	0996
HSK 50 A - ER 11 GM/H 100	**6010**	16	1 ÷ 7	0432	5718	5573
HSK 50 A - ER 16 GM/H 80 HSK 50 A - ER 16 GM/H 100 HSK 50 A - ER 16 GM/H 150	**6012** **6002** **6013**	22	1 ÷ 10	1229	5719	0364
HSK 50 A - ER 25 GM/H 150	**6017**	35	1 ÷ 16	1231	5721	0996
HSK 63 A - ER 11 GM/H 70 HSK 63 A - ER 11 GM/H 100 HSK 63 A - ER 11 GM/H 130 HSK 63 A - ER 11 GM/H 160	**6003** **6073** **6005** **6074**	16	1 ÷ 7	0432	5718	5573
HSK 63 A - ER 16 GM/H 70 HSK 63 A - ER 16 GM/H 100 HSK 63 A - ER 16 GM/H 130 HSK 63 A - ER 16 GM/H 160 HSK 63 A - ER 16 GM/H 200	**6008** **6018** **6009** **6019** **6109**	22	1 ÷ 10	1229	5719	0364
HSK 63 A - ER 20 GM/H 70 HSK 63 A - ER 20 GM/H 100 HSK 63 A - ER 20 GM/H 130 HSK 63 A - ER 20 GM/H 160 HSK 63 A - ER 20 GM/H 200	**6119** **6020** **6301** **6021** **6303**	28	1 ÷ 13	1230	5720	0787
HSK 63 A - ER 25 GM/H 70 HSK 63 A - ER 25 GM/H 100 HSK 63 A - ER 25 GM/H 130 HSK 63 A - ER 25 GM/H 160 HSK 63 A - ER 25 GM/H 200	**6121** **6022** **6123** **6023** **6129**	35	1 ÷ 16	1231	5721	0996
HSK100 A - ER 16 GM/H 100 HSK100 A - ER 16 GM/H 160 HSK100 A - ER 16 GM/H 200	**6024** **6025** **6305**	22	1 ÷ 10	1229	5719	0364
HSK100 A - ER 20 GM/H 100 HSK100 A - ER 20 GM/H 160 HSK100 A - ER 20 GM/H 200	**6307** **6308** **6310**	28	1 ÷ 13	1230	5720	0787
HSK100 A - ER 25 GM/H 100 HSK100 A - ER 25 GM/H 160 HSK100 A - ER 25 GM/H 200	**6311** **6026** **6313**	35	1 ÷ 16	1231	5721	0996

Pinze ER da pag. 8
ER Collets from page 8

Ghiere ER - da pag. 20
ER Nuts - from page 20

Grani di presettaggio da pag. 197
Presetting screws from page 197

Chiavi ER - pag. 25
ER Wrenches - page 25

HSK A + C

PORTAPINZE ER - GHIERA STANDARD

ER - DIN 6499 COLLET CHUCKS WITH STANDARD NUT

Balanced G 6,3
15.000 rpm

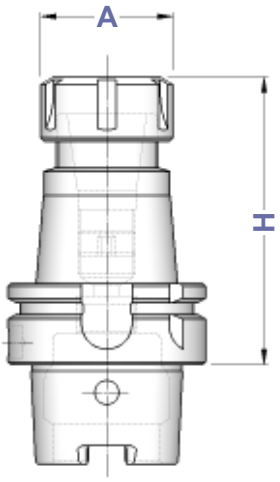

TIPO	Art.	A	CAPACITA'			
HSK 40 A - ER 25/H 65 HSK 40 A - ER 25/H 80 HSK 40 A - ER 25/H 160	**6030** **6031** **6075**	42	1 ÷ 16	4995	3669	0996
HSK 40 A - ER 32/H 65 HSK 40 A - ER 32/H 100 HSK 40 A - ER 32/H 160	**6032** **6033** **6034**	50	2 ÷ 20	4996	3670	0988
HSK 50 A - ER 16/H 70 HSK 50 A - ER 16/H 100 HSK 50 A - ER 16/H 160	**6934** **6035** **6935**	32	1 ÷ 10	4993	3698	0364
HSK 50 A - ER 20/H 70 HSK 50 A - ER 20/H 100 HSK 50 A - ER 20/H 160	**6036** **6037** **6936**	35	1 ÷ 13	4994	3699	0787
HSK 50 A - ER 25/H 70 HSK 50 A - ER 25/H 100 HSK 50 A - ER 25/H 160	**6038** **6039** **6042**	42	1 ÷ 16	4995	3669	0996
HSK 50 A - ER 32/H 70 HSK 50 A - ER 32/H 100 HSK 50 A - ER 32/H 160	**6040** **6041** **6043**	50	2 ÷ 20	4996	3670	0988
HSK 50 A - ER 40/H 75 HSK 50 A - ER 40/H 100 HSK 50 A - ER 40/H 160	**6247** **6248** **6249**	63	3 ÷ 30	4997	3671	0821
HSK 63 A - ER 16/H 70 HSK 63 A - ER 16/H 100 HSK 63 A - ER 16/H 130 HSK 63 A - ER 16/H 160 HSK 63 A - ER 16/H 200	**6044** **6045** **6046** **6047** **6747**	32	1 ÷ 10	4993	3698	0364
HSK 63 A - ER 20/H 70 HSK 63 A - ER 20/H 100 HSK 63 A - ER 20/H 130 HSK 63 A - ER 20/H 160 HSK 63 A - ER 20/H 200	**6048** **6049** **6050** **6051** **6751**	35	1 ÷ 13	4994	3699	0787
HSK 63 A - ER 25/H 70 HSK 63 A - ER 25/H 100 HSK 63 A - ER 25/H 130 HSK 63 A - ER 25/H 160 HSK 63 A - ER 25/H 200	**6052** **6053** **6054** **6055** **6755**	42	1 ÷ 16	4995	3669	0996
HSK 63 A - ER 32/H 75 HSK 63 A - ER 32/H 100 HSK 63 A - ER 32/H 130 HSK 63 A - ER 32/H 160 HSK 63 A - ER 32/H 200	**6056** **6057** **6058** **6059** **6785**	50	2 ÷ 20	4996	3670	0988
HSK 63 A - ER 40/H 80 HSK 63 A - ER 40/H 120 HSK 63 A - ER 40/H 160 HSK 63 A - ER 40/H 200	**6060** **6061** **6062** **6790**	63	3 ÷ 30	4997	3671	0821
HSK 63 A - ER 50/H 105	**6064**	78	6 ÷ 34	4998	3668	4055
HSK 100 A - ER 16/H 100 HSK 100 A - ER 16/H 160 HSK 100 A - ER 16/H 200	**6464** **6465** **6466**	32	1 ÷ 10	4993	3698	0364
HSK 100 A - ER 20/H 100 HSK 100 A - ER 20/H 160 HSK 100 A - ER 20/H 200	**6467** **6468** **6469**	35	1 ÷ 13	4994	3699	0787
HSK 100 A - ER 25/H 100 HSK 100 A - ER 25/H 160 HSK 100 A - ER 25/H 200	**6063** **6065** **6066**	42	1 ÷ 16	4995	3669	0996
HSK 100 A - ER 32/H 100 HSK 100 A - ER 32/H 160 HSK 100 A - ER 32/H 200	**6067** **6069** **6070**	50	2 ÷ 20	4996	3670	0988
HSK 100 A - ER 40/H 120 HSK 100 A - ER 40/H 160 HSK 100 A - ER 40/H 200	**6071** **6072** **6076**	63	3 ÷ 30	4997	3671	0821
HSK 100 A - ER 50/H 130	**6068**	78	6 ÷ 34	4998	3668	4055

HSK A + C

MANDRINI PER PINZE EOC DIN 6388

DIN 6388 COLLET CHUCKS

Balanced G 6,3
15.000 rpm

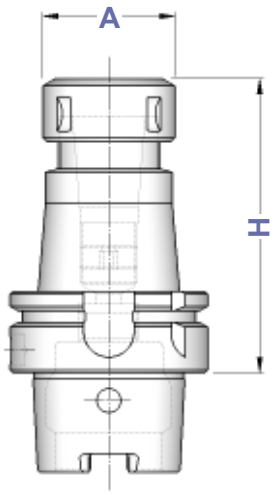

TIPO	Art.	A	CAPACITA'			
HSK 50 A - EOC 16 / H 100	**6090**	43	2 ÷ 16	4067	2883	0768
HSK 50 A - EOC 25 / H 100	**6091**	60	2 ÷ 25	4068	2909	0769
HSK 63 A - EOC 16 / H 100	**6092**	43	2 ÷ 16	4067	2883	0768
HSK 63 A - EOC 25 / H 100	**6093**	60	2 ÷ 25	4068	2909	0769
HSK 63 A - EOC 32 / H 120	**6094**	72	3 ÷ 32	4069	2910	0770
HSK 100 A - EOC 16 / H 110	**6095**	43	2 ÷ 16	4067	2883	0768
HSK 100 A - EOC 25 / H 120	**6096**	60	2 ÷ 25	4068	2909	0769
HSK 100 A - EOC 32 / H 130	**6097**	72	3 ÷ 32	4069	2910	0770

Dove trovare questi Articoli
Where to find those Items

Pinze EOC - DIN 6388 - pag. 28
EOC - DIN 6388 Collets - page 28

Ghiere EOC - DIN 6388 - pag. 30
EOC - DIN 6388 Nuts - page 30

Chiavi per ghiere EOC - pag. 30
EOC Wrenches - page 30

HSK A + C

MANDRINI CON CALETTAMENTO A CALDO

SHRINK FIT CHUCKS

Balanced G 6,3
15.000 rpm

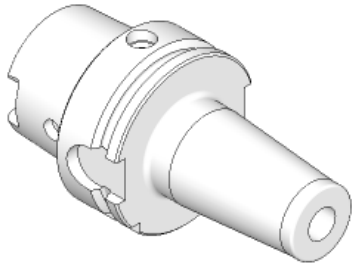

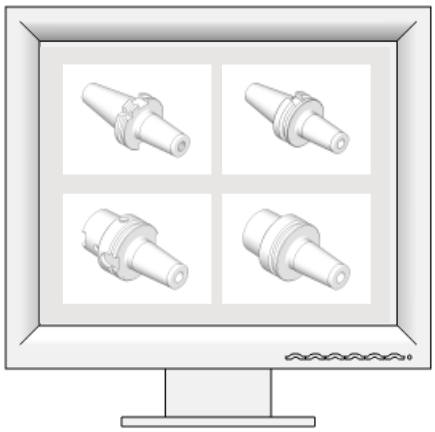

Brochure in preparazione
Brochure under preparation

HSK A + C

MANDRINI A FORTE SERRAGGIO
HIGH GRIP CHUCKS

Balanced G 6,3
12.000 rpm

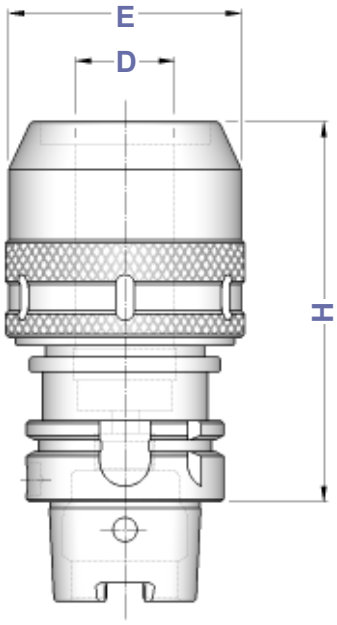

TIPO	Art.	H	D	E		
HSK 40 A - PC 20	**6240**	100	20	54	2900	0809
HSK 50 A - PC 20	**6241**	105	20	54	2900	0809
HSK 63 A - PC 20	**6243**	105	20	54	2900	0809
HSK 63 A - PC 32	**6244**	120	32	72	2910	0810
HSK 100 A - PC 20	**6245**	110	20	54	2900	0809
HSK 100 A - PC 32	**6246**	120	32	72	2910	0810

Pinze cilindriche di riduzione per Mandrini a Forte Serraggio Pag. 31 del Catalogo Generale

Reduction cylindrical collets for High Grip Chucks on General Catalogue page 31

HSK A + C

MANDRINI A SERRAGGIO IDRAULICO
HYDRAULIC CHUCKS

Balanced G 2,5
20.000 rpm

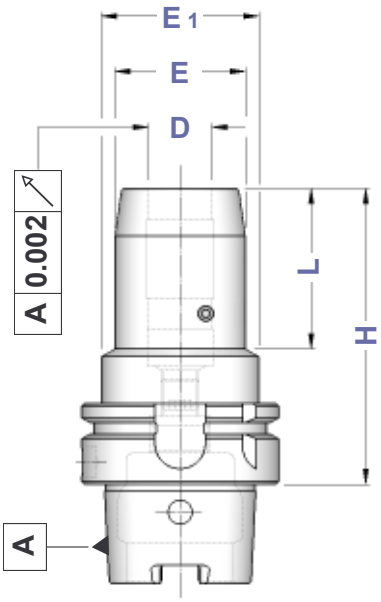

TIPO	Art.	D	H	E	E1	L	
HSK 50 A - HYDRO 20	**6411**	20	90	42	60	29	0521
HSK 63 A - HYDRO 6	**6412**	6	70	26	50	24	——
HSK 63 A - HYDRO 8	**6413**	8	70	28	50	24	——
HSK 63 A - HYDRO 10	**6414**	10	80	30	50	32	——
HSK 63 A - HYDRO 12	**6415**	12	85	32	50	40	0520
HSK 63 A - HYDRO 16	**6417**	16	90	38	50	46	——
HSK 63 A - HYDRO 20	**6419**	20	90	42	50	48	0521
HSK 63 A - HYDRO 25	**6420**	25	120	57	53	63	——
HSK 63 A - HYDRO 32	**6421**	32	125	63	59	61	0522

Applicazioni: **consente il bloccaggio ad alta precisione di utensili a gambo cilindrico DIN 1835 Forma A e B, con tolleranza di gambo h 6 e rugosità Ra < 0,3 micron**

Attenzione: **non azionare il sistema idraulico se l'utensile non è inserito nel mandrino**

Applications: *allows high precision locking of DIN 1835 shank tools Form A and B, with shank tollerance h 6 and surface roughness Ra < 0,3 micron.*

Warning: *do not start Hydraulic System without any tool fit inside*

HSK A + C

PORTAFRESE WELDON

END MILL HOLDERS FOR DIN 1835-B SHANKS

Balanced G 6,3
15.000 rpm

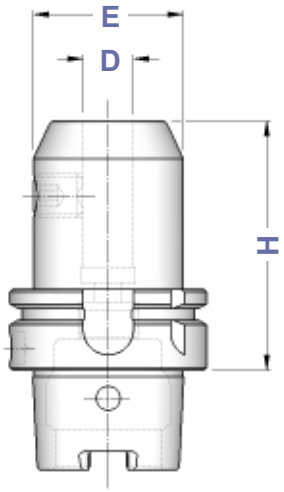

Figura 1

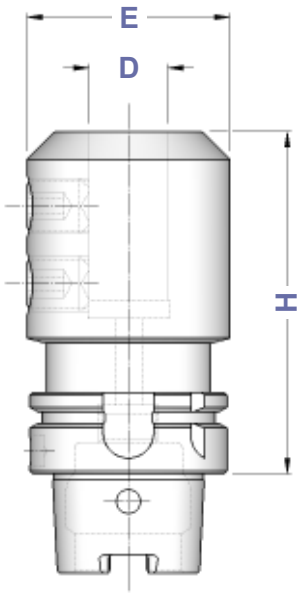

Figura 2

TIPO	Art.	D	H	E	Fig.	
HSK 32 A - WE 6 / H 60	**6100**	6	60	25	1	4970
HSK 32 A - WE 8 / H 60	**6101**	8	60	28	1	4971
HSK 32 A - WE 10 / H 65	**6102**	10	65	35	1	4972
HSK 32 A - WE 12 / H 75	**6103**	12	75	42	1	4973
HSK 32 A - WE 14 / H 75	**6104**	14	75	44	1	4973
HSK 32 A - WE 16 / H 75	**6105**	16	75	48	1	4974
HSK 40 A - WE 6 / H 60	**6110**	6	60	25	1	4970
HSK 40 A - WE 6 / H 100	**6111**		100	18		0020
HSK 40 A - WE 6 / H 160	**6125**		160			
HSK 40 A - WE 8 / H 60	**6112**	8	60	28	1	4971
HSK 40 A - WE 8 / H 100	**6113**		100	22		0021
HSK 40 A - WE 8 / H 160	**6126**		160			
HSK 40 A - WE 10 / H 65	**6114**	10	65	35	1	4972
HSK 40 A - WE 10 / H 100	**6127**		100	30		0060
HSK 40 A - WE 10 / H 160	**6115**		160			
HSK 40 A - WE 12 / H 70	**6116**	12	70	42	1	4973
HSK 40 A - WE 12 / H 100	**6128**		100	34		0260
HSK 40 A - WE 12 / H 160	**6117**		160			
HSK 40 A - WE 14 / H 70	**6118**	14	70	44	1	4973
HSK 40 A - WE 16 / H 80	**6120**	16	80	48	1	4974
HSK 40 A - WE 18 / H 80	**6122**	18	80	50	1	4974
HSK 40 A - WE 20 / H 80	**6124**	20	80	52	1	4975
HSK 50 A - WE 6 / H 65	**6130**	6	65	25	1	4970
HSK 50 A - WE 6 / H 100	**6131**		100	18		0020
HSK 50 A - WE 6 / H 160	**6937**		160			
HSK 50 A - WE 8 / H 65	**6132**	8	65	28	1	4971
HSK 50 A - WE 8 / H 100	**6133**		100	22		0021
HSK 50 A - WE 8 / H 160	**6938**		160			
HSK 50 A - WE 10 / H 65	**6134**	10	65	35	1	4972
HSK 50 A - WE 10 / H 100	**6939**		100	30		0060
HSK 50 A - WE 10 / H 160	**6135**		160			
HSK 50 A - WE 12 / H 80	**6136**	12	80	42	1	4973
HSK 50 A - WE 12 / H 100	**6956**		100	34		0260
HSK 50 A - WE 12 / H 160	**6137**		160			
HSK 50 A - WE 14 / H 80	**6138**	14	80	44	1	4973
HSK 50 A - WE 14 / H 100	**6139**		100	36		0260
HSK 50 A - WE 14 / H 160	**6957**		160			
HSK 50 A - WE 16 / H 80	**6140**	16	80	48	1	4974
HSK 50 A - WE 16 / H 100	**6958**		100	42		0261
HSK 50 A - WE 16 / H 160	**6141**		160			
HSK 50 A - WE 18 / H 80	**6142**	18	80	50	1	4974
HSK 50 A - WE 18 / H 100	**6143**		100			
HSK 50 A - WE 18 / H 160	**6959**		160			
HSK 50 A - WE 20 / H 80	**6144**	20	80	52	1	4975
HSK 50 A - WE 20 / H 100	**6145**		100			
HSK 50 A - WE 20 / H 160	**6148**		160			
HSK 50 A - WE 25 / H 105	**6146**	25	105	65	2	4976
HSK 50 A - WE 25 / H 160	**6149**		160			
HSK 50 A - WE 32 / H 120	**6147**	32	120	72	2	4977

segue

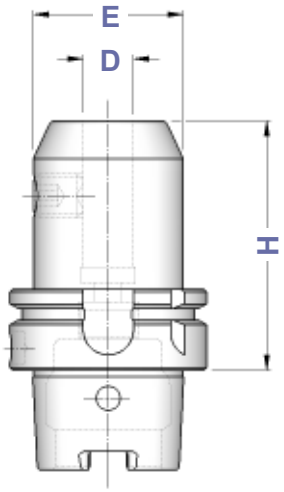

Figura 1

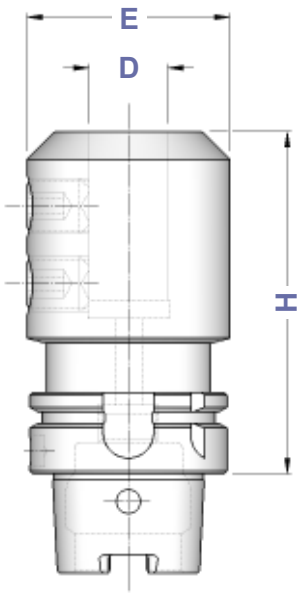

Figura 2

TIPO	Art.	D	H	E	Fig.	
HSK 63 A - WE 6/H 65	**6150**	6	65	25	1	4970
HSK 63 A - WE 6/H 100	**6966**		100	18		0020
HSK 63 A - WE 6/H 160	**6151**		160			
HSK 63 A - WE 8/H 65	**6152**	8	65	28	1	4971
HSK 63 A - WE 8/H 100	**6967**		100	22		0021
HSK 63 A - WE 8/H 160	**6153**		160			
HSK 63 A - WE 10/H 65	**6154**	10	65	35	1	4972
HSK 63 A - WE 10/H 100	**6968**		100	30		0060
HSK 63 A - WE 10/H 160	**6155**		160			
HSK 63 A - WE 12/H 80	**6156**	12	80	42	1	4973
HSK 63 A - WE 12/H 100	**6969**		100	34		0260
HSK 63 A - WE 12/H 160	**6157**		160			
HSK 63 A - WE 14/H 80	**6158**	14	80	44	1	4973
HSK 63 A - WE 14/H 100	**6159**		100	36		0260
HSK 63 A - WE 14/H 160	**6970**		160			
HSK 63 A - WE 16/H 80	**6160**	16	80	48	1	4974
HSK 63 A - WE 16/H 100	**6971**		100	42		0261
HSK 63 A - WE 16/H 160	**6161**		160			
HSK 63 A - WE 18/H 80	**6162**	18	80	50	1	4974
HSK 63 A - WE 18/H 100	**6163**		100	44		0261
HSK 63 A - WE 18/H 160	**6972**		160			
HSK 63 A - WE 20/H 80	**6164**	20	80	52	1	4975
HSK 63 A - WE 20/H 100	**6973**		100	45		0070
HSK 63 A - WE 20/H 160	**6165**		160			
HSK 63 A - WE 25/H 110	**6166**	25	110	65	2	4976
HSK 63 A - WE 25/H 160	**6167**		160			
HSK 63 A - WE 32/H 110	**6168**	32	110	72	2	4977
HSK 63 A - WE 32/H 160	**6169**		160			
HSK 63 A - WE 40/H 120	**6974**	40	120	80	2	4977
HSK 63 A - WE 40/H 160	**6980**		160			
HSK 100 A - WE 6/H 90	**6170**	6	90	25	1	4970
HSK 100 A - WE 6/H 160	**6171**		160	18		0020
HSK 100 A - WE 8/H 90	**6172**	8	90	28	1	4971
HSK 100 A - WE 8/H 160	**6173**		160	22		0021
HSK 100 A - WE 10/H 90	**6174**	10	90	35	1	4972
HSK 100 A - WE 10/H 160	**6175**		160	30		0060
HSK 100 A - WE 12/H 100	**6176**	12	100	42	1	4973
HSK 100 A - WE 12/H 160	**6177**		160	34		0260
HSK 100 A - WE 14/H 100	**6178**	14	100	44	1	4973
HSK 100 A - WE 14/H 160	**6179**		160	36		0260
HSK 100 A - WE 16/H 100	**6180**	16	100	48	1	4974
HSK 100 A - WE 16/H 160	**6181**		160	42		0261
HSK 100 A - WE 18/H 100	**6182**	18	100	50	1	4974
HSK 100 A - WE 18/H 160	**6183**		160	44		0261
HSK 100 A - WE 20/H 110	**6184**	20	110	52	1	4975
HSK 100 A - WE 20/H 160	**6185**		160			
HSK 100 A - WE 20/H 200	**6239**		200			
HSK 100 A - WE 25/H 120	**6186**	25	120	65	2	4976
HSK 100 A - WE 25/H 160	**6187**		160			
HSK 100 A - WE 25/H 200	**6242**		200			
HSK 100 A - WE 32/H 120	**6188**	32	120	72	2	4977
HSK 100 A - WE 32/H 160	**6189**		160			
HSK 100 A - WE 32/H 200	**6265**		200			
HSK 100 A - WE 40/H 120	**6190**	40	120	80	2	4977
HSK 100 A - WE 40/H 160	**6192**		160			
HSK 100 A - WE 40/H 200	**6266**		200			
HSK 100 A - WE 50/H 130	**6191**	50	130	95	2	4978
HSK 100 A - WE 50/H 160	**6285**		160			

HSK A + C

PORTAFRESE WELDON CON SFERE DI LUBRIFICAZIONE

TOOLHOLDERS FOR DIN 1835-B SHANKS WITH FRONT COOLANT

Balanced G 6,3
15.000 rpm

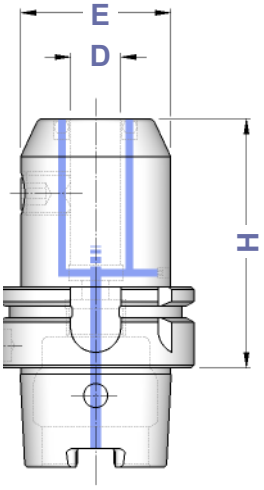

TIPO	Art.	D	H	E	
HSK 63 A - WEC 6 / H 65	**6912**	6	65	25	4970
HSK 63 A - WEC 8 / H 65	**6913**	8	65	28	4971
HSK 63 A - WEC 10 / H 65	**6914**	10	65	35	4972
HSK 63 A - WEC 12 / H 80	**6915**	12	80	42	4973
HSK 63 A - WEC 14 / H 80	**6916**	14	80	44	4973
HSK 63 A - WEC 16 / H 80	**6917**	16	80	48	4974
HSK 63 A - WEC 18 / H 80	**6918**	18	80	50	4974
HSK 63 A - WEC 20 / H 80	**6919**	20	80	52	4975
HSK 63 A - WEC 25 / H 110	**6920**	25	110	65	4976
HSK 63 A - WEC 32 / H 110	**6921**	32	110	72	4977
HSK 100 A - WEC 6 / H 90	**6922**	6	90	25	4970
HSK 100 A - WEC 8 / H 90	**6923**	8	90	28	4971
HSK 100 A - WEC 10 / H 90	**6924**	10	90	35	4972
HSK 100 A - WEC 12 / H 100	**6925**	12	100	42	4973
HSK 100 A - WEC 14 / H 100	**6926**	14	100	44	4973
HSK 100 A - WEC 16 / H 100	**6927**	16	100	48	4974
HSK 100 A - WEC 18 / H 100	**6928**	18	100	50	4974
HSK 100 A - WEC 20 / H 110	**6929**	20	110	52	4975
HSK 100 A - WEC 25 / H 120	**6930**	25	120	65	4976
HSK 100 A - WEC 32 / H 120	**6931**	32	120	72	4977
HSK 100 A - WEC 40 / H 120	**6932**	40	120	80	4977

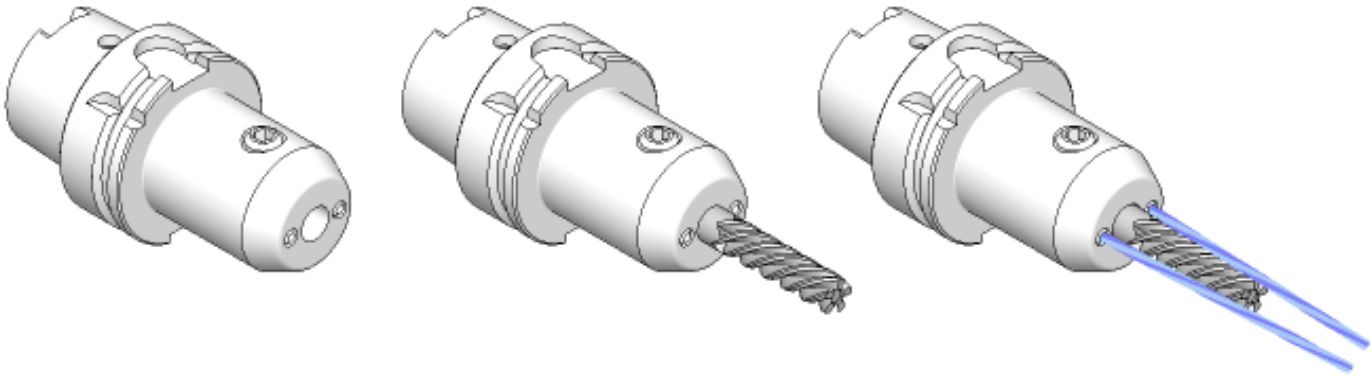

Dove trovare questi Articoli

Where to find those Items

Ugelli a sfera - pag. 263
Sphere coolant noozles - page 263

Prolunghe per ugelli - pag. 263
Extensions for coolant noozles - page 263

HSK A + C

MANDRINI PER UTENSILI ATTACCO WHISTLE NOTCH

END MILL HOLDERS FOR DIN 1835-E SHANKS

Balanced G 6,3
15.000 rpm

TIPO	Art.	D	H	E	Fig.	G1	G2
HSK 63 A - WN 6 / H 80	**6218**	6	80	25	1	0233	4970
HSK 63 A - WN 8 / H 80	**6219**	8	80	28	1	0235	4971
HSK 63 A - WN 10 / H 80	**6220**	10	80	35	1	0238	4972
HSK 63 A - WN 12 / H 90	**6221**	12	90	42	1	0240	4973
HSK 63 A - WN 14 / H 90	**6222**	14	90	44	1	0240	4973
HSK 63 A - WN 16 / H 100	**6223**	16	100	48	1	0245	4974
HSK 63 A - WN 18 / H 100	**6224**	18	100	50	1	0245	4974
HSK 63 A - WN 20 / H 100	**6225**	20	100	52	1	0245	4975
HSK 63 A - WN 25 / H 110	**6226**	25	110	65	2	0247	4976
HSK 63 A - WN 32 / H 115	**6227**	32	115	72	2	0247	4977
HSK 100 A - WN 6 / H 90	**6228**	6	90	25	1	0233	4970
HSK 100 A - WN 8 / H 90	**6229**	8	90	28	1	0235	4971
HSK 100 A - WN 10 / H 90	**6230**	10	90	35	1	0238	4972
HSK 100 A - WN 12 / H 100	**6231**	12	100	42	1	0240	4973
HSK 100 A - WN 14 / H 100	**6232**	14	100	44	1	0240	4973
HSK 100 A - WN 16 / H 100	**6233**	16	100	48	1	0245	4974
HSK 100 A - WN 18 / H 100	**6234**	18	100	50	1	0245	4974
HSK 100 A - WN 20 / H 110	**6235**	20	110	52	1	0245	4975
HSK 100 A - WN 25 / H 120	**6236**	25	120	65	2	0247	4976
HSK 100 A - WN 32 / H 120	**6237**	32	120	72	2	0247	4977
HSK 100 A - WN 40 / H 130	**6238**	40	130	80	2	0247	4977

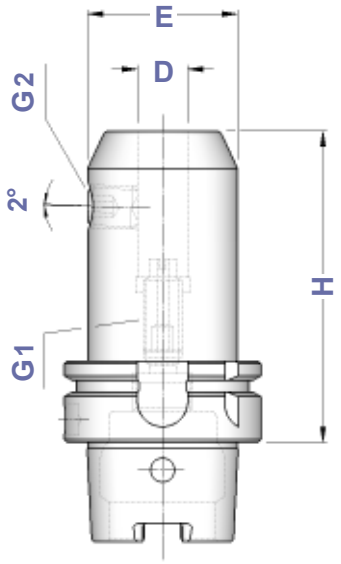

Figura 1

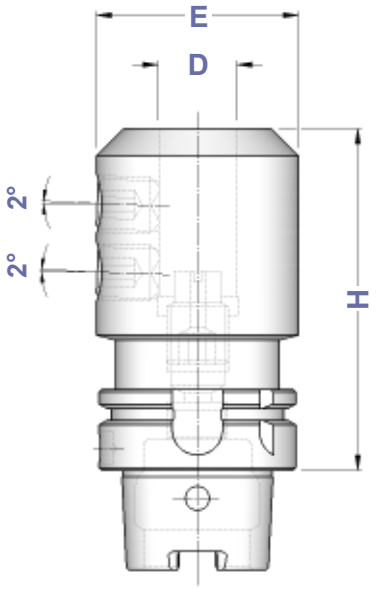

Figura 2

2° ⇨ WHISTLE NOTCH

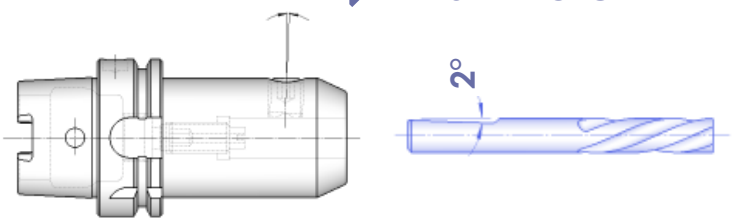

Dove trovare questi Articoli
Where to find those Items

Grani di bloccaggio - pag. 197
Locking screws - page 197

Grani di bloccaggio - pag. 199
Locking screws - page 199

HSK A + C

RIDUZIONI A CONO MORSE PER PUNTE

MORSE TAPER ADAPTERS FOR TWIST DRILLS DIN 228 FORM B SHANK

Balanced G 6,3
8.000 rpm

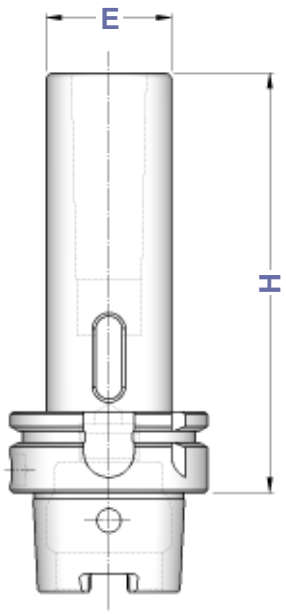

TIPO	Art.	CM	H	E
HSK 40 A - CM 1 PUNTE	**6250**	1	95	25
HSK 40 A - CM 2 PUNTE	**6251**	2	110	32
HSK 40 A - CM 3 PUNTE	**6252**	3	135	38
HSK 50 A - CM 1 PUNTE	**6253**	1	100	25
HSK 50 A - CM 2 PUNTE	**6254**	2	115	32
HSK 50 A - CM 3 PUNTE	**6255**	3	135	40
HSK 63 A - CM 1 PUNTE	**6256**	1	100	25
HSK 63 A - CM 2 PUNTE	**6257**	2	115	32
HSK 63 A - CM 3 PUNTE	**6258**	3	135	40
HSK 63 A - CM 4 PUNTE	**6259**	4	160	48
HSK 100 A - CM 1 PUNTE	**6260**	1	110	25
HSK 100 A - CM 2 PUNTE	**6261**	2	120	32
HSK 100 A - CM 3 PUNTE	**6262**	3	150	40
HSK 100 A - CM 4 PUNTE	**6263**	4	170	48
HSK 100 A - CM 5 PUNTE	**6264**	5	205	63

HSK A + C

RIDUZIONI A CONO MORSE PER FRESE

MORSE TAPER ADAPTERS FOR MILLING CUTTERS DIN 228 FORM A SHANK

Balanced G 6,3
8.000 rpm

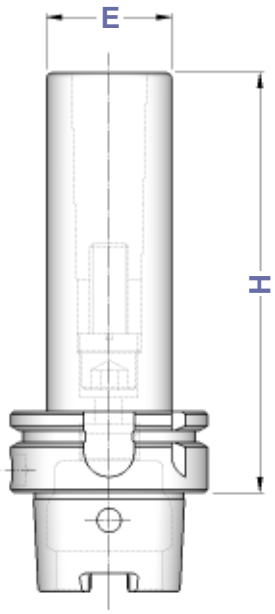

TIPO	Art.	CM	H	E	
HSK 40 A - CM 1 FRESE	**6275**	1	95	25	——
HSK 40 A - CM 2 FRESE	**6276**	2	110	32	4569
HSK 40 A - CM 3 FRESE	**6277**	3	135	38	4570
HSK 50 A - CM 1 FRESE	**6278**	1	100	25	——
HSK 50 A - CM 2 FRESE	**6279**	2	115	32	4569
HSK 50 A - CM 3 FRESE	**6280**	3	135	40	4570
HSK 63 A - CM 1 FRESE	**6281**	1	100	25	——
HSK 63 A - CM 2 FRESE	**6282**	2	115	32	4569
HSK 63 A - CM 3 FRESE	**6283**	3	135	40	4570
HSK 63 A - CM 4 FRESE	**6284**	4	160	48	4571
HSK 100 A - CM 2 FRESE	**6286**	2	120	32	4569
HSK 100 A - CM 3 FRESE	**6287**	3	150	40	4570
HSK 100 A - CM 4 FRESE	**6288**	4	170	48	4571
HSK 100 A - CM 5 FRESE	**6289**	5	200	63	4572

HSK A + C

PORTAFRESE COMBINATI

DIN 6358 SHELL END MILL HOLDERS

Balanced G 6,3
8.000 rpm

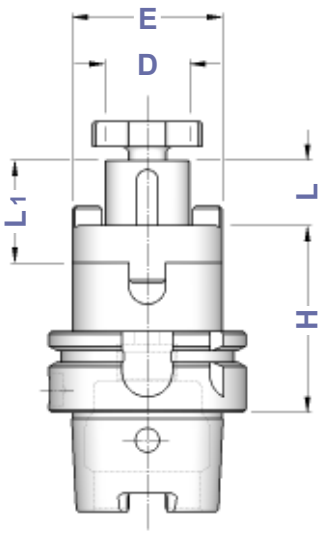

TIPO	Art.	D	L1	L	E			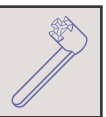
HSK 40 A - D. 16 C / H 45	**6350**	16	27	17	32	4090	4985	4562
HSK 40 A - D. 22 C / H 55	**6352**	22	31	19	40	4091	4986	4563
HSK 40 A - D. 27 C / H 65	**6354**	27	33	21	48	4092	4987	4564
HSK 50 A - D. 16 C / H 50	**6356**	16	27	17	32	4090	4985	4562
HSK 50 A - D. 22 C / H 55	**6359**	22	31	19	40	4091	4986	4563
HSK 50 A - D. 27 C / H 65	**6362**	27	33	21	48	4092	4987	4564
HSK 50 A - D. 32 C / H 65	**6365**	32	38	24	58	4093	4988	4565
HSK 50 A - D. 40 C / H 75	**6366**	40	41	27	70	4094	4989	4566
HSK 63 A - D. 16 C / H 60 HSK 63 A - D. 16 C / H 100 HSK 63 A - D. 16 C / H 160	**6368** **6369** **6370**	16	27	17	32	4090	4985	4562
HSK 63 A - D. 22 C / H 60 HSK 63 A - D. 22 C / H 100 HSK 63 A - D. 22 C / H 160	**6371** **6372** **6373**	22	31	19	40	4091	4986	4563
HSK 63 A - D. 27 C / H 60 HSK 63 A - D. 27 C / H 100 HSK 63 A - D. 27 C / H 160	**6374** **6375** **6376**	27	33	21	48	4092	4987	4564
HSK 63 A - D. 32 C / H 65 HSK 63 A - D. 32 C / H 100 HSK 63 A - D. 32 C / H 160	**6377** **6378** **6379**	32	38	24	58	4093	4988	4565
HSK 63 A - D. 40 C / H 70 HSK 63 A - D. 40 C / H 100 HSK 63 A - D. 40 C / H 160	**6380** **6381** **6382**	40	41	27	70	4094	4989	4566
HSK 100 A - D. 16 C / H 65 HSK 100 A - D. 16 C / H 100 HSK 100 A - D. 16 C / H 160	**6383** **6384** **6385**	16	27	17	32	4090	4985	4562
HSK 100 A - D. 22 C / H 65 HSK 100 A - D. 22 C / H 100 HSK 100 A - D. 22 C / H 160	**6386** **6387** **6388**	22	31	19	40	4091	4986	4563
HSK 100 A - D. 27 C / H 65 HSK 100 A - D. 27 C / H 100 HSK 100 A - D. 27 C / H 160	**6389** **6390** **6391**	27	33	21	48	4092	4987	4564
HSK 100 A - D. 32 C / H 70 HSK 100 A - D. 32 C / H 100 HSK 100 A - D. 32 C / H 160	**6392** **6393** **6394**	32	38	24	58	4093	4988	4565
HSK 100 A - D. 40 C / H 70 HSK 100 A - D. 40 C / H 100 HSK 100 A - D. 40 C / H 160	**6395** **6396** **6397**	40	41	27	70	4094	4989	4566

Dove trovare questi Articoli

Where to find those Items

Giunti di trascinamento - pag. 194
Clutch drive rings - page 194

Viti testa a croce - pag. 194
Cross head screws - page 194

Chiavi per testa a croce - pag. 194
Wrenches for cross head - page 194

HSK A + C

PORTAFRESE FISSI

DIN 6357 FACE MILL HOLDERS

Balanced	G 6,3
≤ H160	15.000 rpm
> H160	8.000 rpm

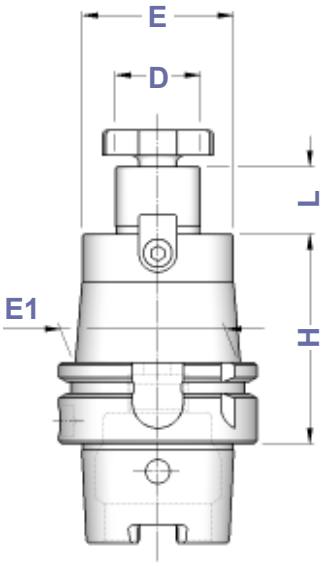

FIGURA 1

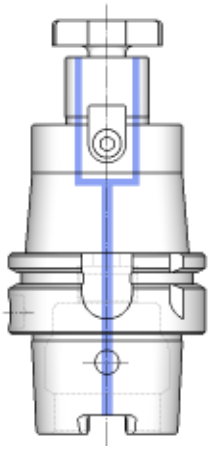

FIGURA 2

con passaggio REFRIGERANTE

COOLANT THROUGH

TIPO	FIGURA 1 Art.	FIGURA 2 Art.	D	L	E	E1		
HSK 32 A - D. 16 FISSO/ H 45	**6298**	——	16	17	38	38	4985	4562
HSK 32 A - D. 22 FISSO/ H 50	**6299**	——	22	19	48	48	4986	4563
HSK 40 A - D. 16 FISSO/ H 45	**6300**	6556	16	17	38	38	4985	4562
HSK 40 A - D. 22 FISSO/ H 50	**6302**	6557	22	19	48	48	4986	4563
HSK 40 A - D. 27 FISSO/ H 55	**6304**	6558	27	21	58	58	4987	4564
HSK 50 A - D. 16 FISSO/ H 50	**6306**	6559	16	17	38	38	4985	4562
HSK 50 A - D. 22 FISSO/ H 60	**6309**	6560	22	19	48	48	4986	4563
HSK 50 A - D. 27 FISSO/ H 60	**6312**	6561	27	21	58	58	4987	4564
HSK 50 A - D. 32 FISSO/ H 60	**6315**	6562	32	24	66	66	4988	4565
HSK 50 A - D. 40 FISSO/ H 70	**6316**	6540	40	27	80	80	4989	4566
HSK 63 A - D. 16 FISSO/ H 50	**6317**	6563	16	17	38	38	4985	4562
HSK 63 A - D. 16 FISSO/ H 100	**6318**	6547						
HSK 63 A - D. 16 FISSO/ H 160	**6319**	6549						
HSK 63 A - D. 16 FISSO/ H 200	**6519**	6811						
HSK 63 A - D. 22 FISSO/ H 50	**6320**	6564	22	19	48	48	4986	4563
HSK 63 A - D. 22 FISSO/ H 100	**6321**	6554						
HSK 63 A - D. 22 FISSO/ H 160	**6322**	6555						
HSK 63 A - D. 22 FISSO/ H 200	**6522**	6812						
HSK 63 A - D. 27 FISSO/ H 60	**6323**	6565	27	21	58	58	4987	4564
HSK 63 A - D. 27 FISSO/ H 100	**6324**	6601						
HSK 63 A - D. 27 FISSO/ H 160	**6325**	6603						
HSK 63 A - D. 27 FISSO/ H 200	**6525**	6813						
HSK 63 A - D. 32 FISSO/ H 60	**6326**	6566	32	24	66	66	4988	4565
HSK 63 A - D. 32 FISSO/ H 100	**6327**	6605						
HSK 63 A - D. 32 FISSO/ H 160	**6328**	6607						
HSK 63 A - D. 40 FISSO/ H 60	**6329**	6567	40	27	88	88	4989	4566
HSK 63 A - D. 40 FISSO/ H 100	**6330**	6609						
HSK 63 A - D. 40 FISSO/ H 160	**6331**	6611						
HSK100 A - D. 16 FISSO/ H 50	**6332**	6568	16	17	38	38	4985	4562
HSK100 A - D. 16 FISSO/ H 100	**6333**	6613				43		
HSK100 A - D. 16 FISSO/ H 160	**6334**	6615						
HSK100 A - D. 16 FISSO/ H 200	**6349**	6617				47		
HSK100 A - D. 16 FISSO/ H 250	**6351**	6618				48		
HSK100 A - D. 22 FISSO/ H 50	**6335**	6569	22	19	48	48	4986	4563
HSK100 A - D. 22 FISSO/ H 100	**6336**	6620				53		
HSK100 A - D. 22 FISSO/ H 160	**6337**	6621				56		
HSK100 A - D. 22 FISSO/ H 200	**6353**	6623				58		
HSK100 A - D. 22 FISSO/ H 250	**6355**	6624						
HSK100 A - D. 27 FISSO/ H 50	**6338**	6570	27	21	58	58	4987	4564
HSK100 A - D. 27 FISSO/ H 100	**6339**	6626						
HSK100 A - D. 27 FISSO/ H 160	**6340**	6627				66		
HSK100 A - D. 27 FISSO/ H 200	**6357**	6629				67		
HSK100 A - D. 27 FISSO/ H 250	**6358**	6630				68		
HSK100 A - D. 32 FISSO/ H 50	**6341**	6571	32	24	66	66	4988	4565
HSK100 A - D. 32 FISSO/ H 100	**6342**	6632						
HSK100 A - D. 32 FISSO/ H 160	**6343**	6633				74		
HSK100 A - D. 32 FISSO/ H 200	**6360**	6635				75		
HSK100 A - D. 32 FISSO/ H 250	**6361**	6636				77		
HSK100 A - D. 40 FISSO/ H 60	**6344**	6572	40	27	80	80	4989	4566
HSK100 A - D. 40 FISSO/ H 100	**6345**	6638						
HSK100 A - D. 40 FISSO/ H 160	**6346**	6639						
HSK100 A - D. 40 FISSO/ H 200	**6347**	6642						
HSK100 A - D. 40 FISSO/ H 250	**6348**	6644						

HSK A + C

MANDRINI PER FRESE CON ATTACCO FILETTATO
CHUCKS FOR MILLING CUTTERS WITH THREADED SHANK

Balanced G 2,5
20.000 rpm

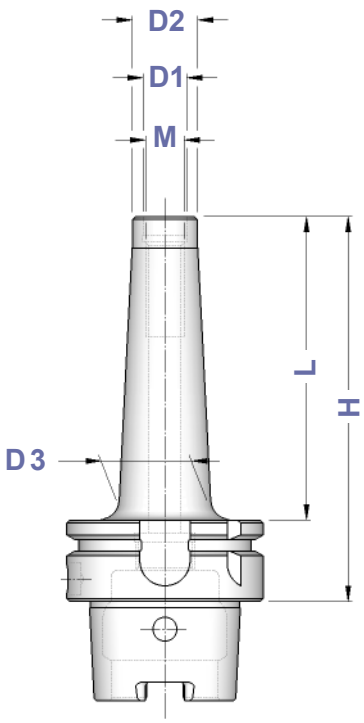

TIPO	Art.	M	D1	D2	D3	H	L
HSK 50 A - M 6 / H 59	**6645**	M 6	6,5	10	10	59	33
HSK 50 A - M 6 / H 84	**6647**				20	84	58
HSK 50 A - M 6 / H 109	**6648**				23	109	83
HSK 50 A - M 8 / H 59	**6650**	M 8	8,5	13	15	59	33
HSK 50 A - M 8 / H 84	**6651**				23	84	58
HSK 50 A - M 8 / H 109	**6653**				23	109	83
HSK 50 A - M 8 / H 134	**6654**				25	134	108
HSK 50 A - M 10 / H 59	**6656**	M10	10,5	18	20	59	33
HSK 50 A - M 10 / H 84	**6657**				25	84	58
HSK 50 A - M 10 / H 109	**6659**				28	109	83
HSK 50 A - M 10 / H 134	**6660**				30	134	108
HSK 50 A - M 12 / H 59	**6662**	M12	12,5	21	24	59	33
HSK 50 A - M 12 / H 84	**6663**				24	84	58
HSK 50 A - M 12 / H 109	**6665**				31	109	83
HSK 50 A - M 12 / H 134	**6666**				31	134	108
HSK 63 A - M 6 / H 59	**6669**	M 6	6,5	10	10	59	33
HSK 63 A - M 6 / H 84	**6671**				20	84	58
HSK 63 A - M 6 / H 109	**6672**				23	109	83
HSK 63 A - M 8 / H 59	**6673**	M 8	8,5	13	15	59	33
HSK 63 A - M 8 / H 76	**6674**				23	76	50
HSK 63 A - M 8 / H 101	**6675**				23	101	75
HSK 63 A - M 8 / H 126	**6676**				26	126	100
HSK 63 A - M 10 / H 59	**6677**	M10	10,5	18	19,5	59	33
HSK 63 A - M 10 / H 76	**6678**				23	76	50
HSK 63 A - M 10 / H 101	**6679**				28	101	75
HSK 63 A - M 10 / H 126	**6680**				32	126	100
HSK 63 A - M 10 / H 159	**6681**				34	159	133
HSK 63 A - M 12 / H 59	**6682**	M12	12,5	21	24	59	33
HSK 63 A - M 12 / H 76	**6683**				24	76	50
HSK 63 A - M 12 / H 101	**6684**				31	101	75
HSK 63 A - M 12 / H 126	**6685**				33	126	100
HSK 63 A - M 12 / H 159	**6686**				31	159	133
HSK 63 A - M 12 / H 184	**6687**				39	184	158
HSK 63 A - M 12 / H 209	**6701**				42	209	183
HSK 63 A - M 16 / H 59	**6688**	M16	17,0	29	34	59	33
HSK 63 A - M 16 / H 76	**6689**				34	76	50
HSK 63 A - M 16 / H 101	**6690**				34	101	75
HSK 63 A - M 16 / H 126	**6691**				36	126	100
HSK 63 A - M 16 / H 159	**6692**				39	159	133
HSK 63 A - M 16 / H 184	**6693**				39	184	158
HSK 63 A - M 16 / H 209	**6703**				42	209	183
HSK 100 A - M 12 / H 87	**6694**	M12	12,5	21	24	87	58
HSK 100 A - M 12 / H 137	**6695**				47	137	108
HSK 100 A - M 12 / H 187	**6696**				55	187	158
HSK 100 A - M 16 / H 87	**6697**	M16	17,0	29	32	87	58
HSK 100 A - M 16 / H 137	**6698**				42	137	108
HSK 100 A - M 16 / H 187	**6699**				55	187	158
HSK 100 A - M 16 / H 237	**6705**				55	237	208

Prolunghe, Riduzioni, Portapinze ER con attacco filettato a pag. 43

Extensions, Reductions, ER Collet Chucks with threaded shank from page 43


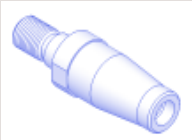

HSK A + C

BARRE A STELO TENERO
BLANK BARS

HSK

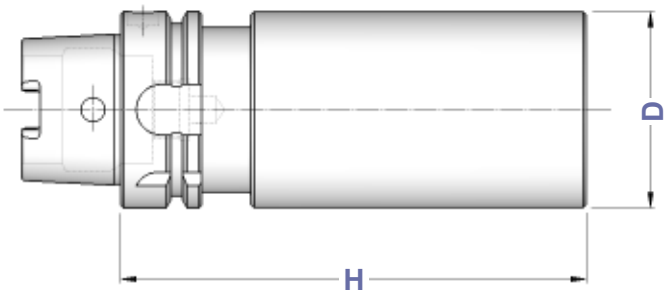

TIPO	Art.	H	D
HSK 32 A - D. 35	**6440**	150	35
HSK 40 A - D. 40	**6441**	150	40
HSK 40 A - D. 52	**6442**	200	52
HSK 50 A - D. 52	**6443**	200	52
HSK 50 A - D. 63	**6444**	200	63
HSK 63 A - D. 63	**6445**	250	63
HSK 63 A - D. 80	**6446**	250	80
HSK 100 A - D. 63	**6447**	200	63
HSK 100 A - D. 80	**6448**	250	80
HSK 100 A - D. 90	**6449**	300	90

HSK A + C

BARRE DI CONTROLLO
TEST ARBORS

TIPO	Art.	H	D
HSK 32 A - D. 32 SC	**6495**	300	32
HSK 40 A - D. 32 SC	**6496**	300	32
HSK 50 A - D. 40 SC	**6497**	300	40
HSK 63 A - D. 40 SC	**6498**	380	40
HSK 100 A - D. 40 SC	**6499**	350	40

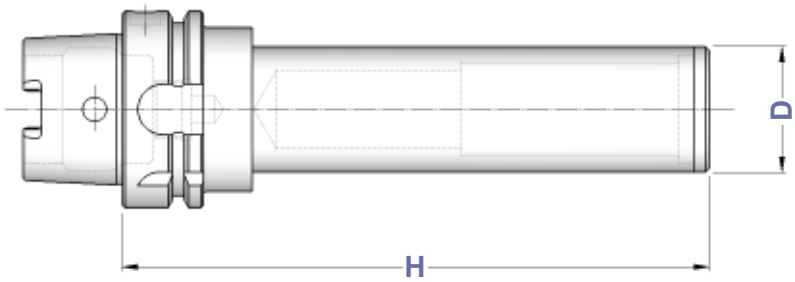

Tolleranze della barra
- **Rettilineità = 0,003**
- **Rotondità in rotazione = 0,003**
- **Cilindricità = 0,003**

Bars tolerance
- *Straitghnes = 0,003*
- *Runout accuracy = 0,003*
- *Cylindricity = 0,003*

Dati costruttivi
- **Costruite in acciaio da cementazione certificato**
- **Cementate con profondità 0,4 - 0,5 mm**
- **Temprate, rinvenute, brunite**
- **Durezza HRC 58 ± 2, resistenza 800-1000 N/mm²**
- **Finitura di rettifica esterna**
- **Collaudate 100% con strumenti di misura certificati**

Constructive Features
- *Manufactured with casehardening steel*
- *Casehardened with depth 0,4 - 0,5 mm*
- *Hardened, tempered, black oxided*
- *Hardnes HRC 58 ± 2, strenght 800-1000 N/mm²*
- *External grinding finish*
- *Tested 100% with certified measuring instruments*

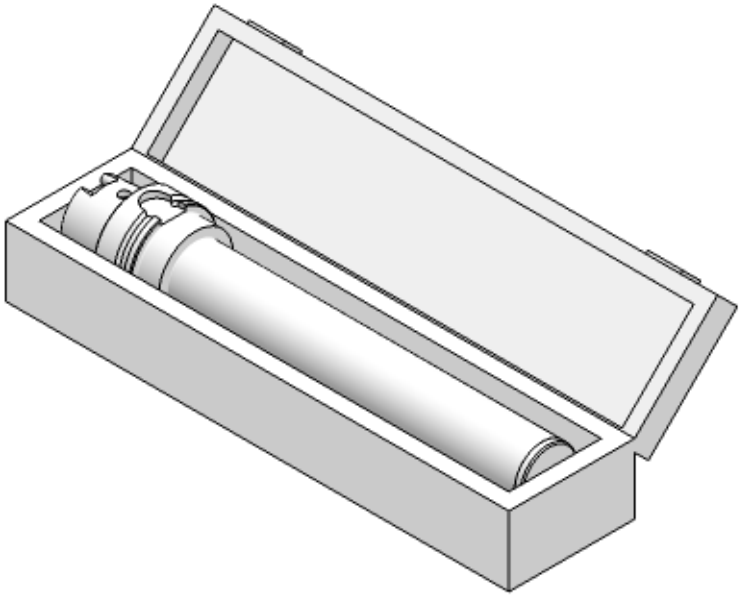

HSK A + C

MASCHIATORI A CAMBIO RAPIDO CON DOPPIA COMPENSAZIONE

DOUBLE COMPENSATION QUICK CHANGE TAP HOLDERS

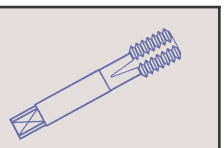

TIPO	Art.	H	E	B	COMPENSAZIONE	
HSK 40 A - B. 1	**6450**	80	36	19	- 7,5 + 7,5	M 3 ÷ M 12 (*M16)
HSK 40 A - B. 2	**6451**	100	53	31	- 10,0 + 10,0	M 6 ÷ M 20 (*M30)
HSK 50 A - B. 1	**6452**	80	36	19	- 7,5 + 7,5	M 3 ÷ M 12 (*M16)
HSK 50 A - B. 2	**6453**	130	53	31	- 10,0 + 10,0	M 6 ÷ M 20 (*M30)
HSK 63 A - B. 1	**6454**	80	36	19	- 7,5 + 7,5	M 3 ÷ M 12 (*M16)
HSK 63 A - B. 2	**6455**	130	53	31	- 10,0 + 10,0	M 6 ÷ M 20 (*M30)
HSK 63 A - B. 3	**6456**	165	78	48	- 17,5 + 17,5	M14 ÷ M 33 (*M48)
HSK100 A - B. 1	**6457**	80	36	19	- 7,5 + 7,5	M 3 ÷ M 12 (*M16)
HSK100 A - B. 2	**6458**	110	53	31	- 10,0 + 10,0	M 6 ÷ M 20 (*M30)
HSK100 A - B. 3	**6459**	160	78	48	- 17,5 + 17,5	M14 ÷ M 33 (*M48)

* Bussole con grani
Adapters with screws

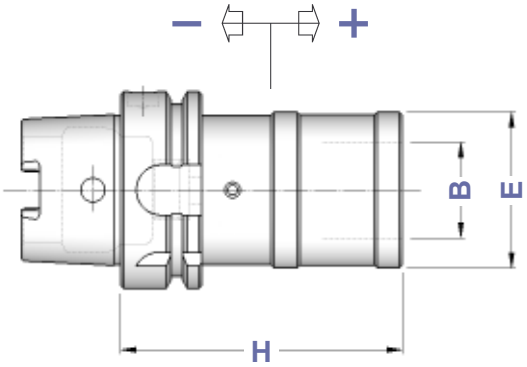

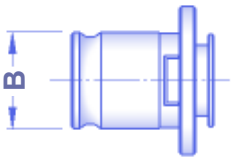

Bussole a maschiare
Tap Adapters
Pag. 172 - 175

HSK A + C

MASCHIATORI A CAMBIO RAPIDO SENZA COMPENSAZIONE

QUICK CHANGE TAP HOLDERS WITHOUT COMPENSATION

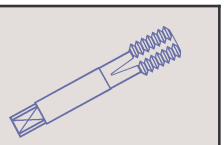

TIPO	Art.	H	E	B	
HSK 40 A - B. 1 FISSO	**6470**	55	33	19	M 3 ÷ M 12 (*M16)
HSK 40 A - B. 2 FISSO	**6471**	90	50	31	M 6 ÷ M 20 (*M30)
HSK 50 A - B. 1 FISSO	**6472**	60	33	19	M 3 ÷ M 12 (*M16)
HSK 50 A - B. 2 FISSO	**6473**	100	50	31	M 6 ÷ M 20 (*M30)
HSK 63 A - B. 1 FISSO	**6474**	60	33	19	M 3 ÷ M 12 (*M16)
HSK 63 A - B. 2 FISSO	**6475**	90	50	31	M 6 ÷ M 20 (*M30)
HSK 63 A - B. 3 FISSO	**6476**	130	72	48	M14 ÷ M 33 (*M48)
HSK100 A - B. 1 FISSO	**6477**	70	33	19	M 3 ÷ M 12 (*M16)
HSK100 A - B. 2 FISSO	**6478**	90	50	31	M 6 ÷ M 20 (*M30)
HSK100 A - B. 3 FISSO	**6479**	115	72	48	M14 ÷ M 33 (*M48)

* Bussole con grani
Adapters with screws

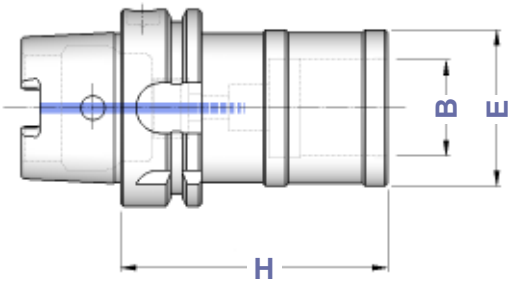

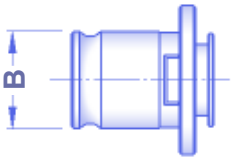

Bussole a maschiare
Tap Adapters
Pag. 172 - 175

CARATTERISTICHE TECNICHE DIN 69893 - HSK E

DIN 69893 - HSK E STANDARD FEATURES

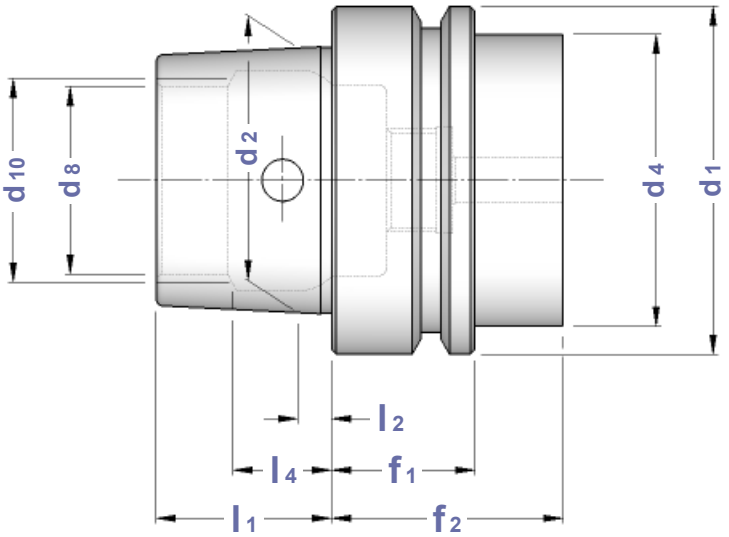

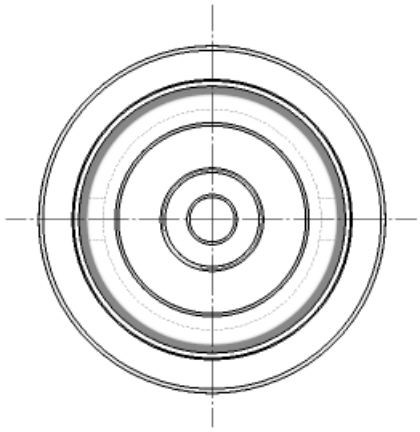

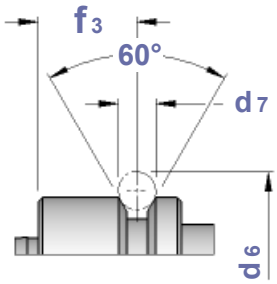

CONO	d1	d2	d4	d6	d7	d8	d10	f1	f2	f3	l1	l2	l4	OR
HSK 40 E	40	30	34	45,0	4	21	23	20	35	16	20	4,0	11,42	6976
HSK 50 E	50	38	42	59,3	7	26	29	26	42	18	25	5,0	14,13	6977
HSK 63 E	63	48	53	72,3	7	34	37	26	42	18	32	6,3	18,13	6978

ADDUTTORI PER REFRIGERANTE

COOLANT TUBES

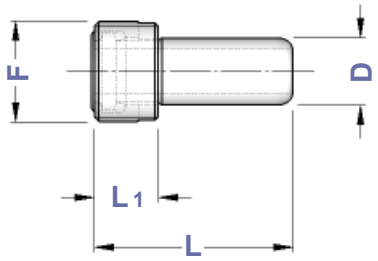

TIPO	Art.	F	D	L	L1	OR *O-RING*	CHIAVE *WRENCH*
HSK 32 E	**0413**	M 10 x 1	6	26,0	5,5	5668	0470
HSK 40 E	**0414**	M 12 x 1	8	29,3	7,5	5672	0471
HSK 50 E	**0415**	M 16 x 1	10	33,0	9,5	5673	0472
HSK 63 E	**0416**	M 18 x 1	12	36,6	11,5	5674	0473

HSK E

PORTAPINZA ER - GHIERA MINI

ER - DIN 6499 COLLET CHUCKS WITH MINI NUT

Balanced G 2,5
20.000 rpm

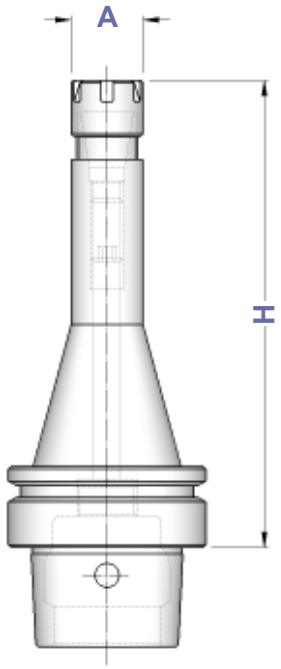

TIPO	Art.	A	CAPACITA'			
HSK 40 E - ER 16 GM/H 70 HSK 40 E - ER 16 GM/H 120	**6500** **6502**	22	1 ÷ 10	1229	5719	0364
HSK 40 E - ER 25 GM/H 80 HSK 40 E - ER 25 GM/H 120	**6508** **6510**	35	1 ÷ 16	1231	5721	0996
HSK 50 E - ER 16 GM/H 80 HSK 50 E - ER 16 GM/H 100 HSK 50 E - ER 16 GM/H 150	**6512** **6513** **6514**	22	1 ÷ 10	1229	5719	0364
HSK 50 E - ER 25 GM/H 150	**6520**	35	1 ÷ 16	1231	5721	0996
HSK 63 E - ER 16 GM/H 90 HSK 63 E - ER 16 GM/H 160	**6521** **6523**	22	1 ÷ 10	1229	5719	0364

HSK E

PORTAPINZE ER - GHIERA STANDARD

ER - DIN 6499 COLLET CHUCKS WITH STANDARD NUT

Balanced G 2,5
20.000 rpm

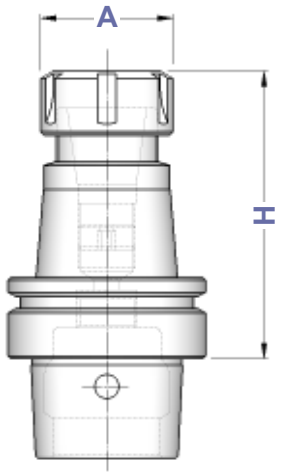

TIPO	Art.	A	CAPACITA'			
HSK 50 E - ER 16/H 100 HSK 50 E - ER 16/H 160	**6533** **6534**	32	1 ÷ 10	4993	3698	0364
HSK 50 E - ER 20/H 100 HSK 50 E - ER 20/H 160	**6535** **6536**	35	1 ÷ 13	4994	3699	0787
HSK 50 E - ER 25/H 100 HSK 50 E - ER 25/H 160	**6537** **6538**	42	1 ÷ 16	4995	3669	0996
HSK 50 E - ER 32/H 100 HSK 50 E - ER 32/H 160	**6539** **6541**	50	2 ÷ 20	4996	3670	0988
HSK 50 E - ER 40/H 100	**6542**	63	3 ÷ 30	4997	3671	0821
HSK 63 E - ER 16/H 75 HSK 63 E - ER 16/H 100 HSK 63 E - ER 16/H 160	**6528** **6530** **6531**	32	1 ÷ 10	4993	3698	0364
HSK 63 E - ER 25/H 75 HSK 63 E - ER 25/H 100 HSK 63 E - ER 25/H 160	**6543** **6544** **6551**	42	1 ÷ 16	4995	3669	0996
HSK 63 E - ER 32/H 75 HSK 63 E - ER 32/H 100 HSK 63 E - ER 32/H 160	**6545** **6546** **6548**	50	2 ÷ 20	4996	3670	0988
HSK 63 E - ER 40/H 80 HSK 63 E - ER 40/H 120 HSK 63 E - ER 40/H 160	**6550** **6552** **6553**	63	3 ÷ 30	4997	3671	0821

HSK E

PORTAFRESE WELDON

END MILL HOLDERS FOR DIN 1835-B SHANKS

Balanced G 2,5
20.000 rpm

TIPO	Art.	D	H	E	Fig.	
HSK 50 E - WE 6 / H 65	**6616**	6	65	25	1	4970
HSK 50 E - WE 8 / H 65	**6619**	8	65	28	1	4971
HSK 50 E - WE 10 / H 65	**6622**	10	65	35	1	4972
HSK 50 E - WE 12 / H 80	**6625**	12	80	42	1	4973
HSK 50 E - WE 14 / H 80	**6628**	14	80	44	1	4973
HSK 50 E - WE 16 / H 80	**6631**	16	80	48	1	4974
HSK 50 E - WE 18 / H 80	**6634**	18	80	50	1	4974
HSK 50 E - WE 20 / H 80	**6637**	20	80	52	1	4975
HSK 50 E - WE 25 / H 105	**6640**	25	105	65	2	4976
HSK 63 E - WE 6 / H 65	**6643**	6	65	25	1	4970
HSK 63 E - WE 8 / H 65	**6646**	8	65	28	1	4971
HSK 63 E - WE 10 / H 70	**6649**	10	70	35	1	4972
HSK 63 E - WE 12 / H 80	**6652**	12	80	42	1	4973
HSK 63 E - WE 14 / H 80	**6655**	14	80	44	1	4973
HSK 63 E - WE 16 / H 80	**6658**	16	80	48	1	4974
HSK 63 E - WE 18 / H 80	**6661**	18	80	50	1	4974
HSK 63 E - WE 20 / H 80	**6664**	20	80	52	1	4975
HSK 63 E - WE 25 / H 105	**6667**	25	105	65	2	4976
HSK 63 E - WE 32 / H 110	**6670**	32	110	72	2	4977

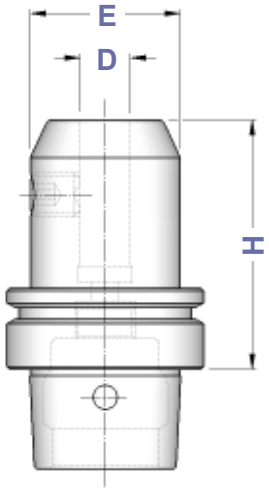

Figura 1

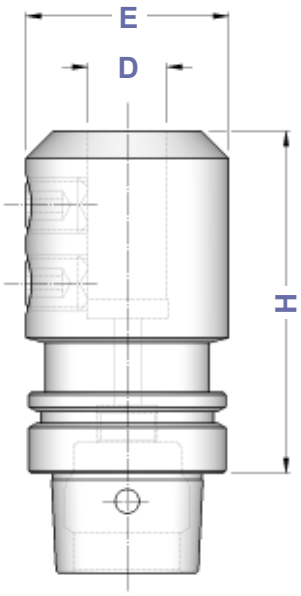

Figura 2

Dove trovare questi Articoli

Where to find those Items

Grani di bloccaggio - pag. 197
Locking screws - page 197

HSK E

MANDRINI PER UTENSILI ATTACCO WHISTLE NOTCH

END MILL HOLDERS FOR DIN 1835-E SHANKS

Balanced G 2,5
20.000 rpm

TIPO	Art.	D	H	E	Fig.	G1	G2
HSK 63 E - WN 6/H 65	**6736**	6	65	25	1	0233	4970
HSK 63 E - WN 8/H 65	**6738**	8	65	28	1	0235	4971
HSK 63 E - WN10/H 65	**6740**	10	65	35	1	0238	4972
HSK 63 E - WN12/H 80	**6742**	12	80	42	1	0240	4973
HSK 63 E - WN14/H 80	**6744**	14	80	44	1	0240	4973
HSK 63 E - WN16/H 80	**6746**	16	80	48	1	0245	4974
HSK 63 E - WN18/H 80	**6748**	18	80	50	1	0245	4974
HSK 63 E - WN20/H 80	**6750**	20	80	52	1	0245	4975
HSK 63 E - WN25/H100	**6752**	25	100	65	2	0247	4976
HSK 63 E - WN32/H100	**6754**	32	100	72	2	0247	4977

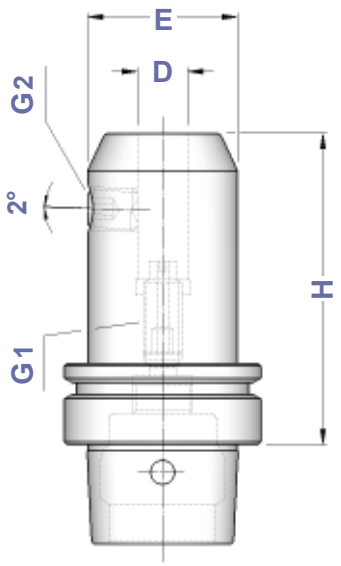

Figura 1

2° ⇨ WHISTLE NOTCH

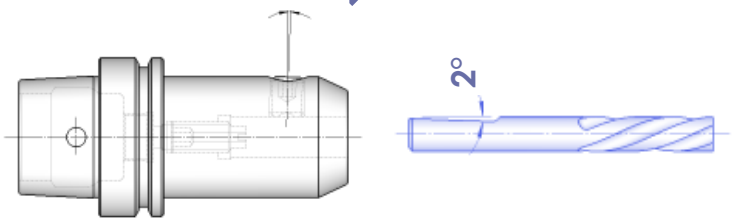

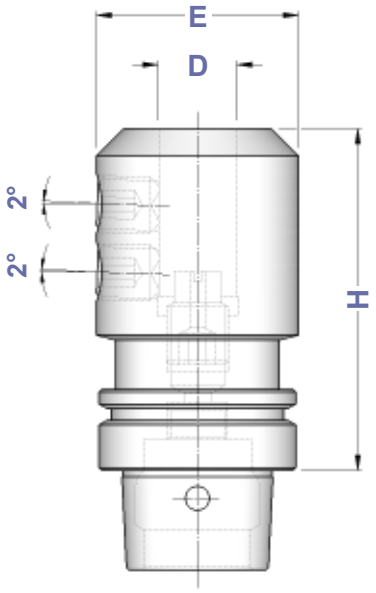

Figura 2

Dove trovare questi Articoli
Where to find those Items

Grani di bloccaggio - pag. 197
Locking screws - page 197

Grani di bloccaggio - pag. 199
Locking screws - page 199

HSK E

RIDUZIONI A CONO MORSE PER PUNTE

MORSE TAPER ADAPTERS FOR TWIST DRILLS DIN 228 FORM B SHANK

Balanced G 6,3
8.000 rpm

TIPO	Art.	CM	H	E
HSK 50 E - CM 1 PUNTE	**6802**	1	100	25
HSK 50 E - CM 2 PUNTE	**6803**	2	120	32
HSK 50 E - CM 3 PUNTE	**6804**	3	140	40
HSK 63 E - CM 1 PUNTE	**6805**	1	100	25
HSK 63 E - CM 2 PUNTE	**6806**	2	120	32
HSK 63 E - CM 3 PUNTE	**6807**	3	140	40
HSK 63 E - CM 4 PUNTE	**6808**	4	165	48

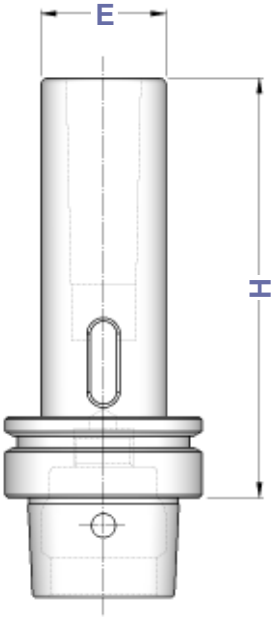

HSK E

RIDUZIONI A CONO MORSE PER FRESE

MORSE TAPER ADAPTERS FOR MILLING CUTTERS DIN 228 FORM A SHANK

Balanced G 6,3
8.000 rpm

TIPO	Art.	CM	H	E	
HSK 50 E - CM 1 FRESE	**6817**	1	105	25	——
HSK 50 E - CM 2 FRESE	**6818**	2	120	32	4569
HSK 50 E - CM 3 FRESE	**6819**	3	140	40	4570
HSK 63 E - CM 1 FRESE	**6820**	1	100	25	——
HSK 63 E - CM 2 FRESE	**6821**	2	125	32	4569
HSK 63 E - CM 3 FRESE	**6822**	3	145	40	4570
HSK 63 E - CM 4 FRESE	**6823**	4	165	48	4571

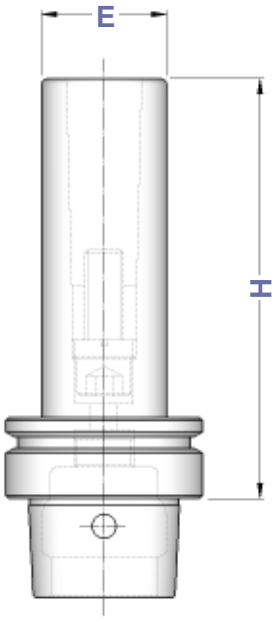

HSK E

PORTAFRESE FISSI

DIN 6357 FACE MILL HOLDERS

Balanced G 6,3
15.000 rpm

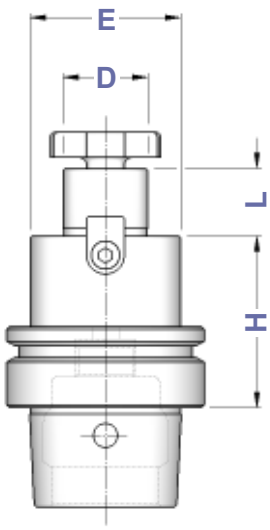

TIPO	Art.	D	L	E		
HSK 40 E - D. 16 FISSO/ H 45	**6850**	16	17	38	4985	4562
HSK 40 E - D. 22 FISSO/ H 50	**6851**	22	19	48	4986	4563
HSK 40 E - D. 27 FISSO/ H 55	**6852**	27	21	58	4987	4564
HSK 50 E - D. 16 FISSO/ H 45	**6853**	16	17	38	4985	4562
HSK 50 E - D. 22 FISSO/ H 55	**6855**	22	19	48	4986	4563
HSK 50 E - D. 27 FISSO/ H 55	**6857**	27	21	58	4987	4564
HSK 50 E - D. 32 FISSO/ H 60	**6859**	32	24	78	4988	4565
HSK 50 E - D. 40 FISSO/ H 70	**6860**	40	27	80	4989	4566
HSK 63 E - D. 16 FISSO/ H 45 HSK 63 E - D. 16 FISSO/ H 100	**6861** **6862**	16	17	38	4985	4562
HSK 63 E - D. 22 FISSO/ H 50 HSK 63 E - D. 22 FISSO/ H 100	**6863** **6864**	22	19	48	4986	4563
HSK 63 E - D. 27 FISSO/ H 55 HSK 63 E - D. 27 FISSO/ H 100	**6865** **6866**	27	21	58	4987	4564
HSK 63 E - D. 32 FISSO/ H 60 HSK 63 E - D. 32 FISSO/ H 100	**6867** **6868**	32	24	78 66	4988	4565
HSK 63 E - D. 40 FISSO/ H 65 HSK 63 E - D. 40 FISSO/ H 100	**6869** **6870**	40	27	88 80	4989	4566

Dove trovare questi Articoli

Where to find those Items

Viti testa a croce - pag. 194
Cross head screws - page 194

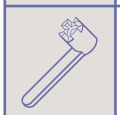

Chiavi per testa a croce - pag. 194
Wrenches for cross head - page 194

Tasselli - pag. 195
Dowels - page 195

Viti tassello - pag. 198
Dowel screws - page 198

HSK E	BARRE A STELO TENERO *BLANK BARS*	HSK

TIPO	Art.	H	D
HSK 50 E - D. 63	**6946**	200	63
HSK 63 E - D. 63	**6947**	200	63

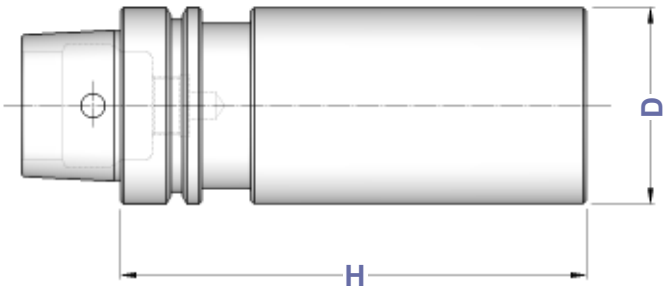

HSK E	BARRE DI CONTROLLO *TEST ARBORS*

TIPO	Art.	H	D
HSK 40 E - D. 32 SC	**6940**	300	32
HSK 50 E - D. 40 SC	**6941**	300	40
HSK 63 E - D. 40 SC	**6942**	390	40

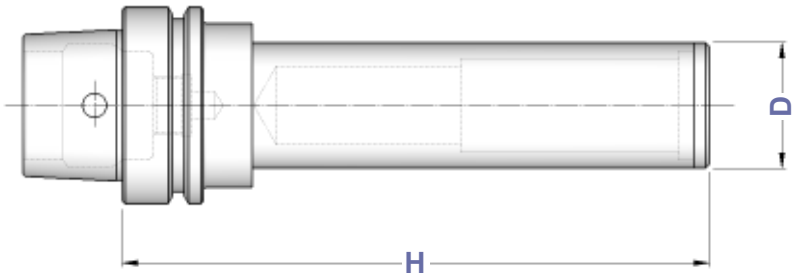

Tolleranze della barra

- **Rettilineità = 0,003**
- **Rotondità in rotazione = 0,003**
- **Cilindricità = 0,003**

Bars tolerance

- *Straitghnes = 0,003*
- *Runout accuracy = 0,003*
- *Cylindricity = 0,003*

Dati costruttivi

- **Costruite in acciaio da cementazione certificato**
- **Cementate con profondità 0,4 - 0,5 mm**
- **Temprate, rinvenute, brunite**
- **Durezza HRC 58 ± 2, resistenza 800-1000 N/mm²**
- **Finitura di rettifica esterna**
- **Collaudate 100% con strumenti di misura certificati**

Constructive Features

- *Manufactured with casehardening steel*
- *Casehardened with depth 0,4 - 0,5 mm*
- *Hardened, tempered, black oxided*
- *Hardnes HRC 58 ± 2, strenght 800-1000 N/mm²*
- *External grinding finish*
- *Tested 100% with certified measuring instruments*

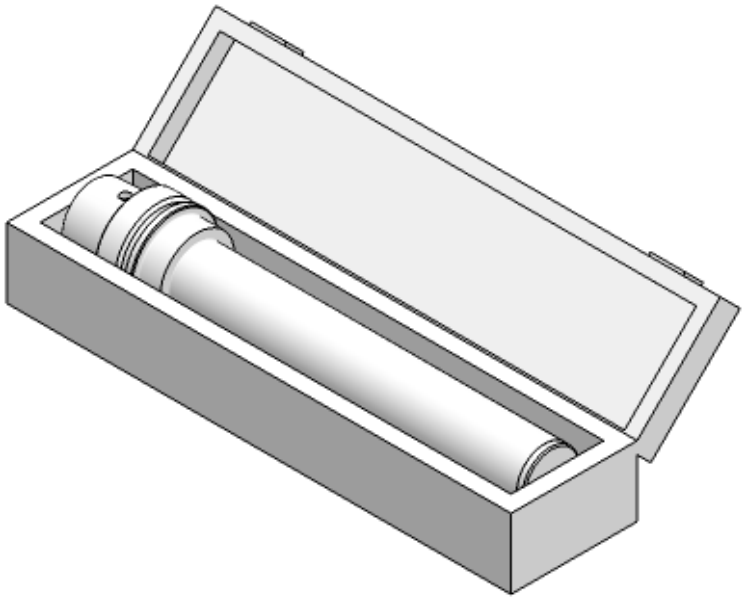

APPUNTI / *NOTES*

ARTICOLO	DESCRIZIONE

CARATTERISTICHE TECNICHE DIN 69893 - HSK F

DIN 69893 - HSK F STANDARD FEATURES

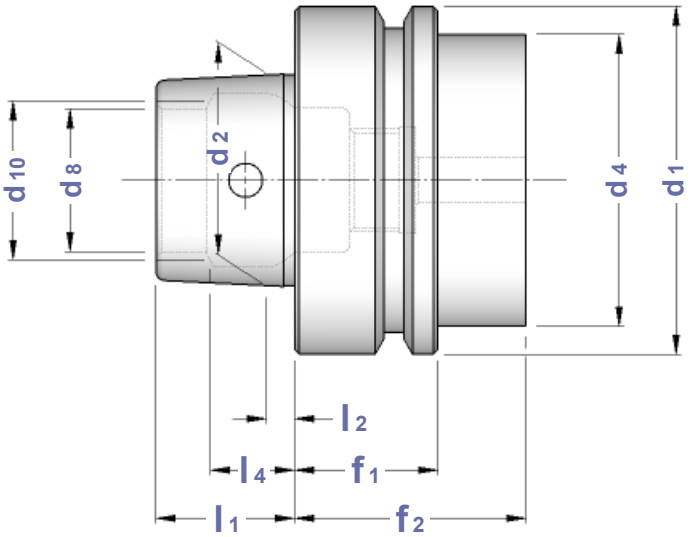

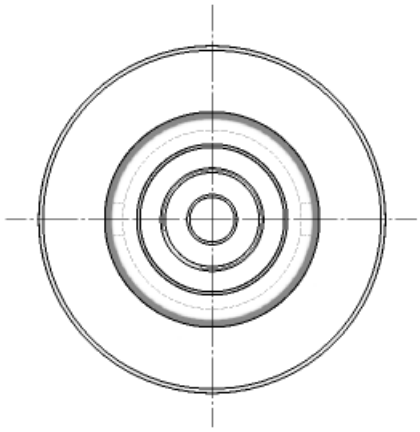

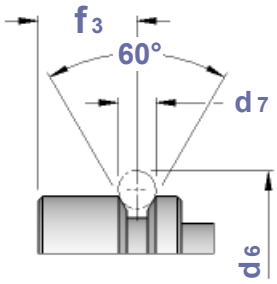

CONO	d1	d2	d4	d6	d7	d8	d10	f1	f2	f3	l1	l2	l4	OR
HSK 50 F	50	30	42	59,3	7	21	23	26	42	18	20	4,0	11,42	6976
HSK 63 F	63	38	53	72,3	7	26	29	26	42	18	25	5,0	14,13	6977

ADDUTTORI PER REFRIGERANTE

COOLANT TUBES

TIPO	Art.	F	D	L	L1	OR *O-RING*	CHIAVE *WRENCH*
HSK 50 F	**0414**	M 12 x 1	8	29,3	7,5	5672	0471
HSK 63 F	**0415**	M 16 x 1	10	33,0	9,5	5673	0472

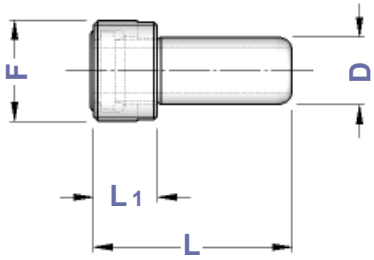

HSK F

PORTAPINZA ER - GHIERA MINI

ER - DIN 6499 COLLET CHUCKS WITH MINI NUT

Balanced G 2,5
20.000 rpm

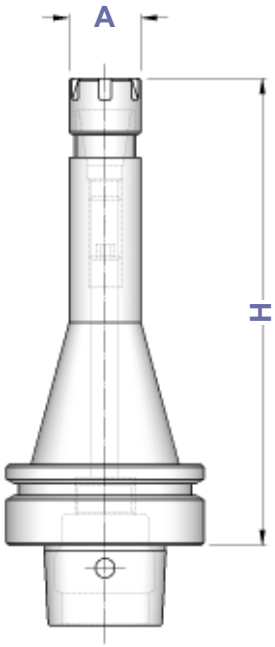

TIPO	Art.	A	CAPACITA'			
HSK 50 F - ER 16 GM/H 80 HSK 50 F - ER 16 GM/H 100 HSK 50 F - ER 16 GM/H 150	**6756** **6854** **6757**	22	1 ÷ 10	1229	5719	0364
HSK 50 F - ER 25 GM/H 150	**6758**	35	1 ÷ 16	1231	5721	0996
HSK 63 F - ER 16 GM/H 100 HSK 63 F - ER 16 GM/H 160	**6759** **6760**	22	1 ÷ 10	1229	5719	0364
HSK 63 F - ER 20 GM/H 100	**6856**	28	1 ÷ 13	1230	5720	0787
HSK 63 F - ER 25 GM/H 100 HSK 63 F - ER 25 GM/H 160	**6858** **6761**	35	1 ÷ 16	1231	5721	0996

HSK F

PORTAPINZE ER - GHIERA STANDARD

ER - DIN 6499 COLLET CHUCKS WITH STANDARD NUT

Balanced G 2,5
20.000 rpm

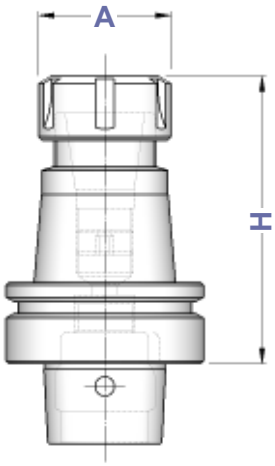

TIPO	Art.	A	CAPACITA'			
HSK 50 F - ER 16/H 100	**6745**	32	1 ÷ 10	4993	3698	0364
HSK 50 F - ER 20/H 100	**6749**	35	1 ÷ 13	4994	3699	0787
HSK 50 F - ER 25/H 80 HSK 50 F - ER 25/H 100	**6762** **6791**	42	1 ÷ 16	4995	3669	0996
HSK 50 F - ER 32/H 100	**6763**	50	2 ÷ 20	4996	3670	0988
HSK 50 F - ER 40/H 70	**6764**	63	3 ÷ 30	4997	3671	0821
HSK 63 F - ER 16/H 100 HSK 63 F - ER 16/H 120 HSK 63 F - ER 16/H 160	**6792** **6793** **6794**	32	1 ÷ 10	4993	3698	0364
HSK 63 F - ER 20/H 100 HSK 63 F - ER 20/H 120 HSK 63 F - ER 20/H 160	**6795** **6796** **6797**	35	1 ÷ 13	4994	3699	0787
HSK 63 F - ER 25/H 100 HSK 63 F - ER 25/H 120 HSK 63 F - ER 25/H 160	**6765** **6798** **6799**	42	1 ÷ 16	4995	3669	0996
HSK 63 F - ER 32/H 100 HSK 63 F - ER 32/H 120 HSK 63 F - ER 32/H 160	**6766** **6809** **6767**	50	2 ÷ 20	4996	3670	0988
HSK 63 F - ER 40/H 80 HSK 63 F - ER 40/H 120 HSK 63 F - ER 40/H 160	**6768** **6769** **6810**	63	3 ÷ 30	4997	3671	0821

HSK F

PORTAFRESE WELDON

END MILL HOLDERS FOR DIN 1835-B SHANKS

Balanced G 2,5
20.000 rpm

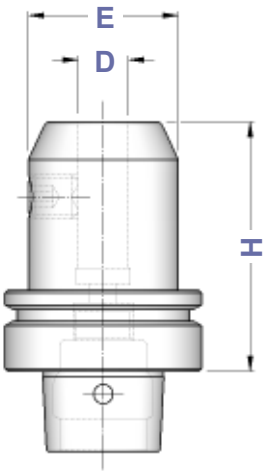

TIPO	Art.	D	H	E	
HSK 50 F - WE 6 / H 65	**6077**	6	65	25	4970
HSK 50 F - WE 8 / H 65	**6078**	8	65	28	4971
HSK 50 F - WE 10 / H 70	**6079**	10	70	35	4972
HSK 50 F - WE 12 / H 80	**6080**	12	80	42	4973
HSK 50 F - WE 16 / H 80	**6081**	16	80	48	4974
HSK 50 F - WE 20 / H 85	**6082**	20	85	52	4975
HSK 63 F - WE 6 / H 75 HSK 63 F - WE 6 / H 100 HSK 63 F - WE 6 / H 160	**6083** **6824** **6825**	6	75 100 160	25	4970
HSK 63 F - WE 8 / H 75 HSK 63 F - WE 8 / H 100 HSK 63 F - WE 8 / H 160	**6084** **6826** **6827**	8	75 100 160	28	4971
HSK 63 F - WE 10 / H 75 HSK 63 F - WE 10 / H 100 HSK 63 F - WE 10 / H 160	**6085** **6828** **6829**	10	75 100 160	35	4972
HSK 63 F - WE 12 / H 80 HSK 63 F - WE 12 / H 100 HSK 63 F - WE 12 / H 160	**6086** **6830** **6831**	12	80 100 160	42	4973
HSK 63 F - WE 14 / H 80	**6832**	14	80	44	4973
HSK 63 F - WE 16 / H 80 HSK 63 F - WE 16 / H 100 HSK 63 F - WE 16 / H 160	**6087** **6833** **6834**	16	80 100 160	48	4974
HSK 63 F - WE 18 / H 80	**6835**	18	80	50	4974
HSK 63 F - WE 20 / H 85 HSK 63 F - WE 20 / H 100 HSK 63 F - WE 20 / H 160	**6088** **6836** **6837**	20	85 100 160	52	4975
HSK 63 F - WE 25 / H 110 HSK 63 F - WE 25 / H 160	**6089** **6838**	25	110 160	65	4976
HSK 63 F - WE 32 / H 110 HSK 63 F - WE 32 / H 160	**6839** **6840**	32	110 160	72	4977

HSK F

PORTAFRESE FISSI

DIN 6357 FACE MILL HOLDERS

Balanced G 6,3
15.000 rpm

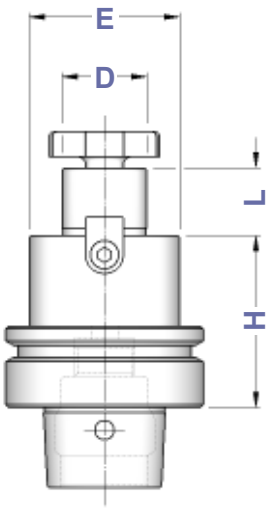

TIPO	Art.	D	H	L	E		
HSK 50 F - D. 16 FISSO/ 50	**6267**	16	50	17	38	4985	4562
HSK 50 F - D. 22 FISSO/ 50	**6268**	22	50	19	48	4986	4563
HSK 50 F - D. 27 FISSO/ 60	**6269**	27	60	21	58	4987	4564
HSK 50 F - D. 32 FISSO/ 60	**6501**	32	60	24	66	4988	4565
HSK 63 F - D. 16 FISSO/ 50 HSK 63 F - D. 16 FISSO/ 100	**6270** **6503**	16	50 100	17	38	4985	4562
HSK 63 F - D. 22 FISSO/ 50 HSK 63 F - D. 22 FISSO/ 100	**6271** **6504**	22	50 100	19	48	4986	4563
HSK 63 F - D. 27 FISSO/ 60 HSK 63 F - D. 27 FISSO/ 100	**6272** **6505**	27	60 100	21	58	4987	4564
HSK 63 F - D. 32 FISSO/ 60 HSK 63 F - D. 32 FISSO/ 100	**6273** **6506**	32	60 100	24	63 66	4988	4565
HSK 63 F - D. 40 FISSO/ 60 HSK 63 F - D. 40 FISSO/ 100	**6274** **6507**	40	60 100	27	80	4989	4566

HSK F

RIDUZIONI A CONO MORSE PER PUNTE

MORSE TAPER ADAPTERS FOR TWIST DRILLS DIN 228 FORM B SHANK

Balanced G 6,3
8.000 rpm

TIPO	Art.	CM	H	E
HSK 50 F - CM 1 PUNTE	**6290**	1	100	25
HSK 50 F - CM 2 PUNTE	**6291**	2	120	32
HSK 50 F - CM 3 PUNTE	**6292**	3	140	40
HSK 63 F - CM 1 PUNTE	**6293**	1	100	25
HSK 63 F - CM 2 PUNTE	**6294**	2	120	32
HSK 63 F - CM 3 PUNTE	**6295**	3	140	40
HSK 63 F - CM 4 PUNTE	**6296**	4	165	48

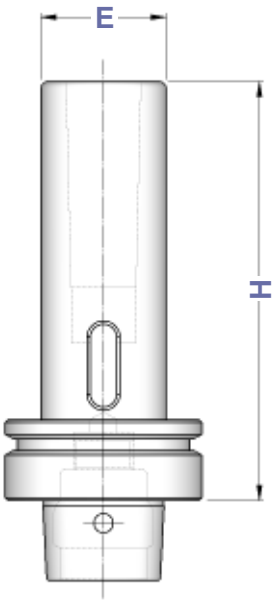

HSK F

RIDUZIONI A CONO MORSE PER FRESE

MORSE TAPER ADAPTERS FOR MILLING CUTTERS DIN 228 FORM A SHANK

Balanced G 6,3
8.000 rpm

TIPO	Art.	CM	H	E	
HSK 50 F - CM 1 FRESE	**6433**	1	100	25	——
HSK 50 F - CM 2 FRESE	**6434**	2	120	32	4569
HSK 50 F - CM 3 FRESE	**6435**	3	140	40	4570
HSK 63 F - CM 1 FRESE	**6436**	1	100	25	——
HSK 63 F - CM 2 FRESE	**6437**	2	120	32	4569
HSK 63 F - CM 3 FRESE	**6438**	3	140	40	4570
HSK 63 F - CM 4 FRESE	**6439**	4	160	48	4571

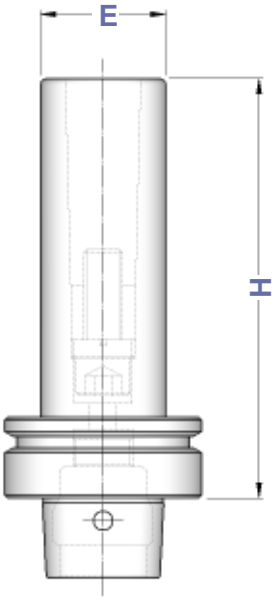

BARRE A STELO TENERO
BLANK BARS

TIPO	Art.	H	D
HSK 50 F - D. 63	**6786**	200	63
HSK 63 F - D. 63	**6787**	200	63
HSK 63 F - D. 80	**6908**	250	80

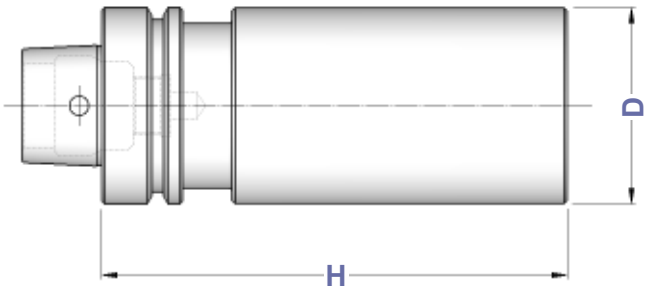

BARRE DI CONTROLLO
TEST ARBORS

TIPO	Art.	H	D
HSK 50 F - D. 40 SC	**6788**	300	40
HSK 63 F - D. 40 SC	**6789**	380	40

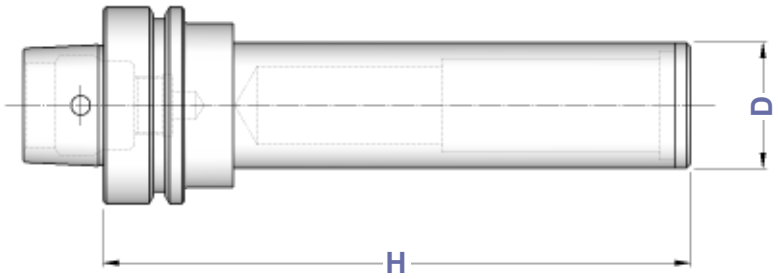

Tolleranze della barra
- **Rettilineità = 0,003**
- **Rotondità in rotazione = 0,003**
- **Cilindricità = 0,003**

Bars tolerance
- *Straitghnes = 0,003*
- *Runout accuracy = 0,003*
- *Cylindricity = 0,003*

Dati costruttivi
- **Costruite in acciaio da cementazione certificato**
- **Cementate con profondità 0,4 - 0,5 mm**
- **Temprate, rinvenute, brunite**
- **Durezza HRC 58 ± 2, resistenza 800-1000 N/mm²**
- **Finitura di rettifica esterna**
- **Collaudate 100% con strumenti di misura certificati**

Constructive Features
- *Manufactured with casehardening steel*
- *Casehardened with depth 0,4 - 0,5 mm*
- *Hardened, tempered, black oxided*
- *Hardnes HRC 58 ± 2, strenght 800-1000 N/mm²*
- *External grinding finish*
- *Tested 100% with certified measuring instruments*

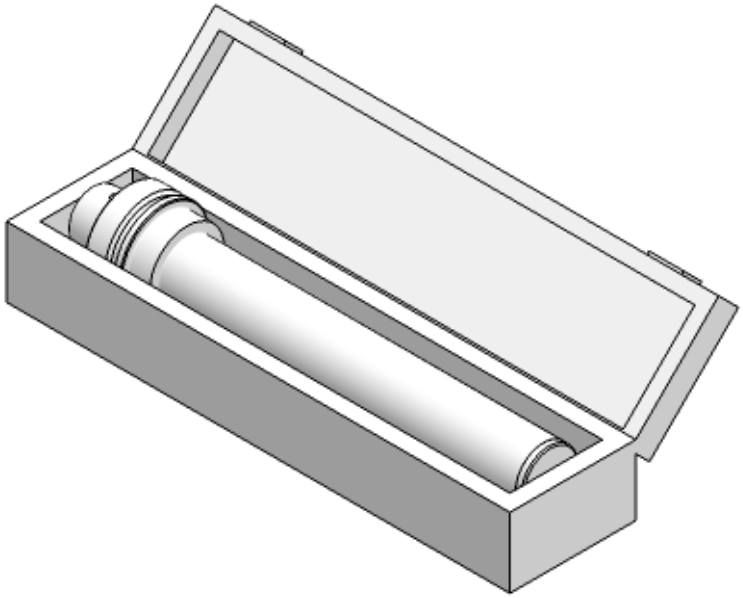

INDICE RICAMBI ED ACCESSORI MANDRINERIA

INDEX OF SPARES AND ACCESORIES FOR CHUCKS

BUSSOLE PORTA MASCHI
TAP ADAPTERS

Programma completo da pagina **172**

CODOLI DI AGGANCIO
PULL STUD BOLTS

Programma completo da pagina **176**

SUPPORTI DI MONTAGGIO
TIGHTENING FIXTURES

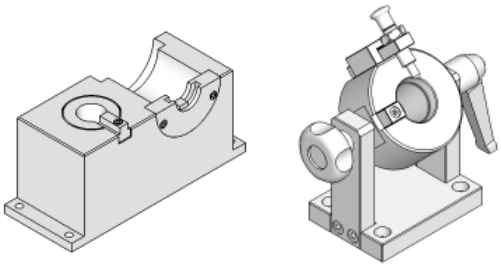

Programma completo da pagina **186**

AZZERATORI E CENTRATORI
RESETTERS AND CENTERINGS

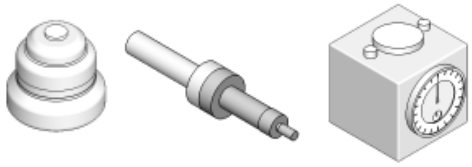

Programma completo da pagina **188**

STRUMENTI 3D
3D INSTRUMENTS

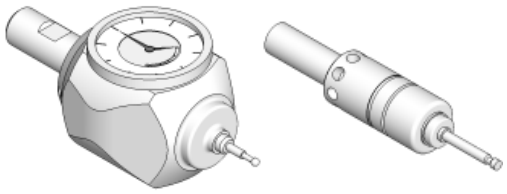

Programma completo da pagina **190**

MAGAZZINI PORTACONI
TOOLS STORES

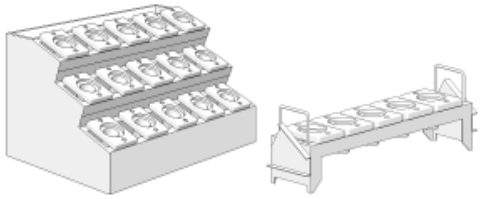

Programma completo a pagina **192**

DISTANZIALI
SPACERS

Programma completo a pagina **193**

RICAMBI PER PORTAFRESA
SPARES FOR MILL HOLDERS

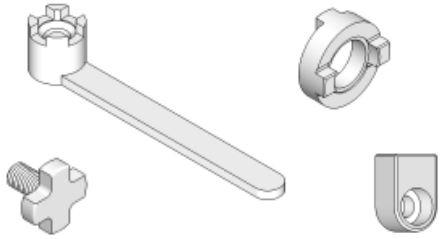

Programma completo da pagina **194**

TAMPONI PULITORI
TAPER CLEANER



Programma completo a pagina **196**

GRANI E VITI
SCREWS

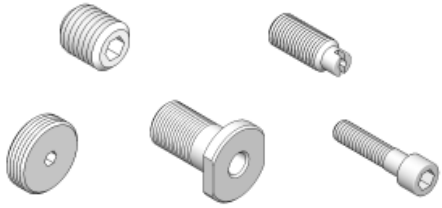

Programma completo da pagina **197**

BUSSOLE A CAMBIO RAPIDO SENZA FRIZIONE

QUICK CHANGE TAP ADAPTERS WITHOUT CLUTCH

B.

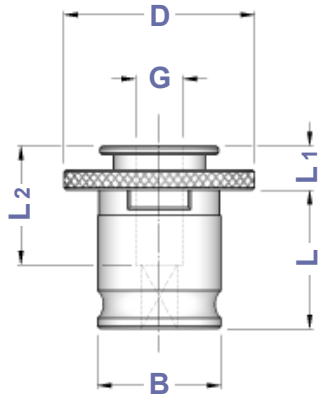

TIPO	Art.	FILETTO	G	B	D	L	L1	L2
B.0	**4077**	M 2 ÷ M 10	Ø 2,5 ÷ Ø 8	13	22	19,5	7	15
B.1	**3390**	M 2 ÷ M 12	Ø 2,5 ÷ Ø 11	19	30	21,5	7	17
B.2	**3391**	M 5 ÷ M 20	Ø 6,0 ÷ Ø 18	31	46	35,0	11	30
B.3	**3392**	M14 ÷ M 36	Ø11,0 ÷ Ø 28	48	68	55,5	14	44

CASSETTE DI CORREDO CON BUSSOLE SENZA FRIZIONE

EQUIPMENT BOXES FOR TAP HOLDERS WITH TAP ADAPTERS WITHOUT CLUTCH

TIPO	Art.	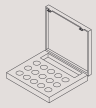	
Corredo B.1	**7532**	3695	6 Bussole Art.3390: Ø 3,5 (M 3) - Ø 4,5 (M 4) - Ø 6 (M 6) Ø 8 (M 8) - Ø 9 (M12) - Ø 10 (M10)
Corredo B.2	**7533**	3695	7 Bussole Art.3391: Ø 8 (M 8) - Ø 9 (M12) - Ø 10 (M10) Ø 11 (M14) - Ø 12 (M16) - Ø 14 (M18) Ø 16 (M20)

A richiesta è possibile completare il corredo aggiungendo il maschiatore di Vostro interesse.

On request is possible to complete the equipment adding the Tap Holder you are interested on.

BUSSOLE SENZA FRIZIONE CON GRANI

TAP ADAPTERS WITH SCREWS - WITHOUT CLUTCH

B.GR

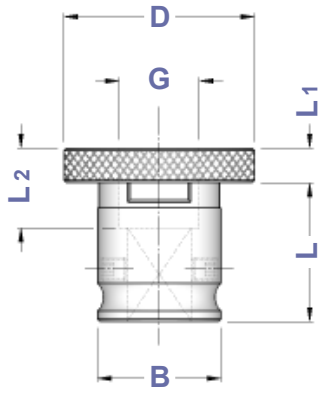

TIPO	Art.	FILETTO	G	B	D	L	L1	L2
B.1 - GR	**3390 GR**	M 16	Ø 12	19	30	21,5	6,0	14,0
B.2 - GR	**3391 GR**	M 27 ÷ M 30	Ø 20 ÷ Ø 22	31	46	35,0	8,5	22,5
B.3 - GR	**3392 GR**	M 39 ÷ M 48	Ø 32 ÷ Ø 36	48	68	55,5	9,0	37,0

Nelle bussole tipo GR il fissaggio del maschio non avviene mediante sfere ma grazie a 2 grani situati sul diametro di guida.

On GR tap adapters, the tap is locked by 2 screws on guide diameter and not by balls.

BUSSOLE A CAMBIO RAPIDO CON FRIZIONE
QUICK CHANGE TAP ADAPTERS WITH CLUTCH

BF.

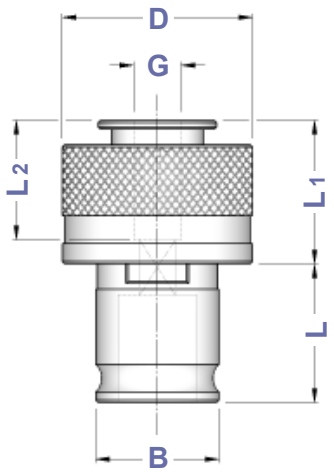

TIPO	Art.	FILETTO	G	B	D	L	L1	L2
BF.0	**4078**	M 2 ÷ M 10	Ø 2,5 ÷ Ø 8	13	23	19,5	21	15
BF.1	**3387**	M 2 ÷ M 12	Ø 2,5 ÷ Ø 11	19	32	21,5	25	17
BF.2	**3388**	M 5 ÷ M 20	Ø 6,0 ÷ Ø 18	31	50	35,0	34	30
BF.3	**3389**	M14 ÷ M 36	Ø 11,0 ÷ Ø 28	48	72	55,5	45	44

CASSETTE DI CORREDO CON BUSSOLE CON FRIZIONE
EQUIPMENT BOXES FOR TAP HOLDERS WITH TAP ADAPTERS WITH CLUTCH

TIPO	Art.	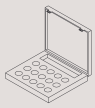	
Corredo BF.1	**7534**	3695	6 Bussole Art.3387: Ø 3,5 (M 3) - Ø 4,5 (M 4) - Ø 6 (M 6) Ø 8 (M 8) - Ø 9 (M12) - Ø 10 (M10)
Corredo BF.2	**7535**	3695	7 Bussole Art.3388: Ø 8 (M 8) - Ø 9 (M12) - Ø 10 (M10) Ø 11 (M14) - Ø 12 (M16) - Ø 14 (M18) Ø 16 (M20)

A richiesta è possibile completare il corredo aggiungendo il maschiatore di Vostro interesse.
On request is possible to complete the equipment adding the Tap Holder you are interested on.

BUSSOLE CON FRIZIONE CON GRANI
TAP ADAPTERS WITH SCREWS - WITH CLUTCH

BF.GR

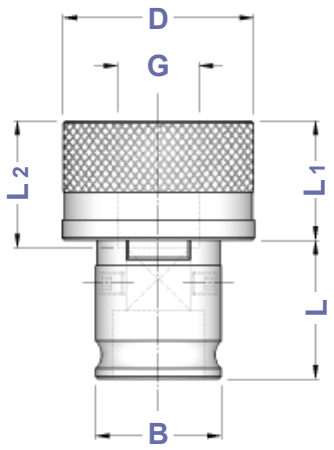

TIPO	Art.	FILETTO	G	B	D	L	L1	L2
BF.1 - GR	**3387 GR**	M 16	Ø 12	19	32	21,5	23	25,5
BF.2 - GR	**3388 GR**	M 27 ÷ M 30	Ø 20 ÷ Ø 22	31	50	35,0	29	31,0
BF.3 - GR	**3389 GR**	M 39 ÷ M 48	Ø 32 ÷ Ø 36	48	72	55,5	39	39,0

Nelle bussole tipo GR il fissaggio del maschio non avviene mediante sfere ma grazie a 2 grani situati sul diametro di guida.
On GR tap adapters, the tap is locked by 2 screws on guide diameter and not by balls.

DIMENSIONAMENTO GAMBI PER MASCHI METRICI

TAP SHANKS METRIC SIZE DIMENTIONS

GAMBO Ø x □	NORMALE DIN 352	RINFORZATO DIN 371	NORMALE DIN 376	NORMALE ISO	RINFORZATO ISO	TIPO BUSSOLA
2,50 x 2,10	M 1,0	M 1,0	M 3,5			0 - 1
	M 1,4	M 1,4				0 - 1
	M 1,6	M 1,6				0 - 1
	M 1,8	M 1,8				0 - 1
2,80 x 2,10	M 2,0	M 2,0	M 4,0			0 - 1
	M 2,2	M 2,2				0 - 1
	M 2,5	M 2,5				0 - 1
3,15 x 2,50				M 4,0	M 3,0	0 - 1
3,50 x 2,70	M 3,0	M 3,0	M 5,0			0 - 1
3,55 x 2,80				M 4,5	M 3,5	0 - 1
4,00 x 3,15	M 3,5	M 3,5		M 5,0	M 4,0	0 - 1
4,50 x 3,40	M 4,0	M 4,0	M 6,0			0 - 1
5,00 x 4,00					M 5,0	0 - 1
6,00 x 4,90	M 5,0	M 5,0				0 - 1 - 2
	M 6,0	M 6,0				0 - 1 - 2
	M 8,0		M 8,0			0 - 1 - 2
6,30 x 5,00				M 8,0	M 6,0	0 - 1 - 2
7,00 x 5,50	M 10,0		M 10,0			0 - 1 - 2
8,00 x 6,20		M 8,0		M 10,0	M 8,0	0 - 1 - 2
9,00 x 7,00	M 12,0		M 12,0	M 12,0		1 - 2
10,00 x 8,00		M 10,0			M 10,0	1 - 2
11,00 x 9,00	M 14,0		M 14,0			1 - 2 - 3
11,20 x 9,00				M 14,0		1 - 2 - 3
12,00 x 9,00	M 16,0		M 16,0			1 - 2 - 3
12,50 x 10,00				M 16,0		2 - 3
14,00 x 11,00	M 18,0		M 18,0			2 - 3
14,00 x 11,20				M 18,0		2 - 3
				M 20,0		2 - 3
16,00 x 12,00	M 20,0		M 20,0			2 - 3
16,00 x 12,50				M 22,0		2 - 3
18,00 x 14,00				M 24,0		2 - 3
18,00 x 14,50	M 22,0		M 22,0			2 - 3
	M 24,0		M 24,0			2 - 3
20,00 x 16,00	M 27,0		M 27,0	M 27,0		2 - 3
				M 30,0		2 - 3
22,00 x 18,00	M 30,0		M 30,0			2 - 3
25,00 x 20,00	M 33,0		M 33,0	M 36,0		3
28,00 x 22,00	M 36,0		M 36,0			3
32,00 x 24,00	M 39,0		M 39,0			3
	M 42,0		M 42,0			3
36,00 x 29,00	M 45,0		M 45,0			3
	M 48,0		M 48,0			3

RIDUZIONI

RIDUZIONI DA BUSSOLA A BUSSOLA
REDUCTIONS FROM ADAPTER TO ADAPTER

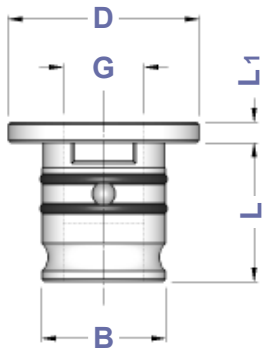

TIPO	Art.	B	G	D	L	L1
B.1/B.0	**0202**	19	13	30	21,5	4
B.2/B.1	**0246**	31	19	48	35,0	5
B.3/B.2	**0399**	48	31	70	55,5	6

PORTAPINZE

RIDUZIONI DA BUSSOLA A PINZA ER
REDUCTIONS FROM ADAPTER TO ER COLLET

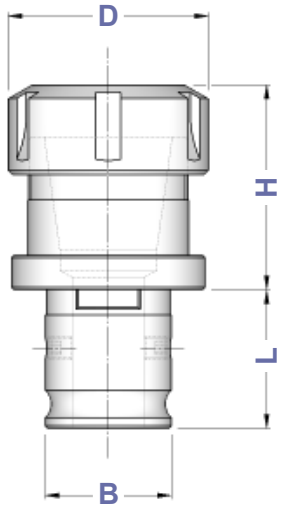

TIPO	Art.	B	D	H	L	CAPACITA'			
B.1 - ER 16	**3385**	19	32	29	21,5	Ø 1 ÷ 10	4993	3698	0364
B.2 - ER 25	**3386**	31	42	38	35,0	Ø 1 ÷ 16	4995	3669	0996
B.2 - ER 32	**3160**	31	50	62	35,0	Ø 2 ÷ 20	4996	3670	0988

Il bloccaggio del quadro del maschio avviene mediante i grani posti sul diametro di guida.

Tap square is locked by the screws on guide diameter.

PORTA FILIERE

BUSSOLE PORTA FILIERE
THREADING DIE ADAPTERS

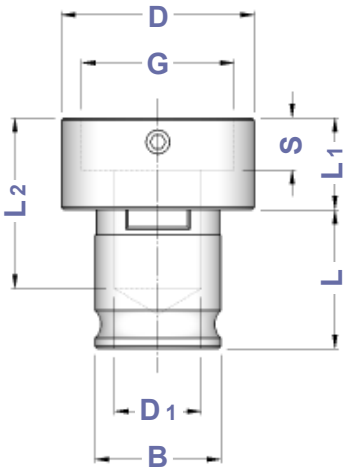

TIPO	Art.	B	L	L1	G	S	D	D1	L2
B.1 - F / 16 x 5	**0251**	19	21,5	9	16	4,8	25	12,5	23
B.1 - F / 20 x 5				9	20	4,8	30	12,5	23
B.1 - F / 20 x 7				11	20	6,5	30	12,5	25
B.1 - F / 25 x 9				14	25	8,5	35	12,5	28
B.1 - F / 30 x 11				16	30	10,0	40	12,5	30
B.1 - F / 38 x 10				15	38	9,0	48	14,2	29
B.1 - F / 38 x 14				19	38	13,0	48	14,2	33
B.2 - F / 20 x 5	**0252**	31	35,0	22	20	4,8	30	15,0	57
B.2 - F / 20 x 7				22	20	6,5	30	15,0	57
B.2 - F / 25 x 9				22	25	8,5	35	15,0	57
B.2 - F / 30 x 11				22	30	10,0	40	22,0	57
B.2 - F / 38 x 10				22	38	9,0	48	22,0	57
B.2 - F / 38 x 14				25	38	13,0	48	22,0	60
B.2 - F / 45 x 14				29	45	13,0	57	22,0	64
B.2 - F / 45 x 18				29	45	17,0	57	22,0	64

Tabelle da completare per la richiesta di codoli speciali

Complete the following tables in order to ask for special pull stud bolts

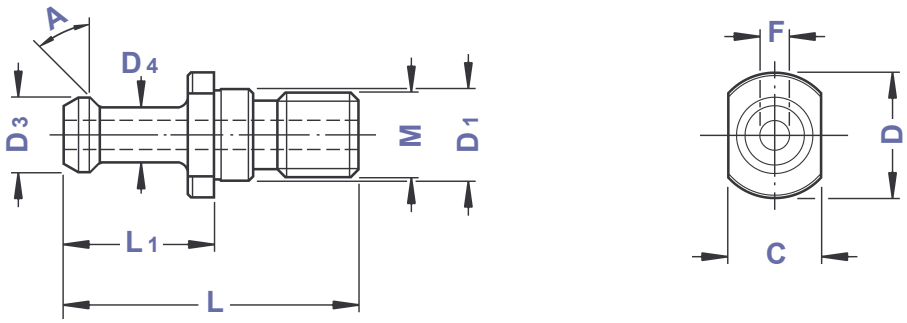

Marca Macchina .....

Modello Macchina .....

M	.....	**D3**	.....
L	.....	**D4**	.....
L1	.....	**A**	.....
D	.....	**C**	.....
D1	.....	**F**	.....

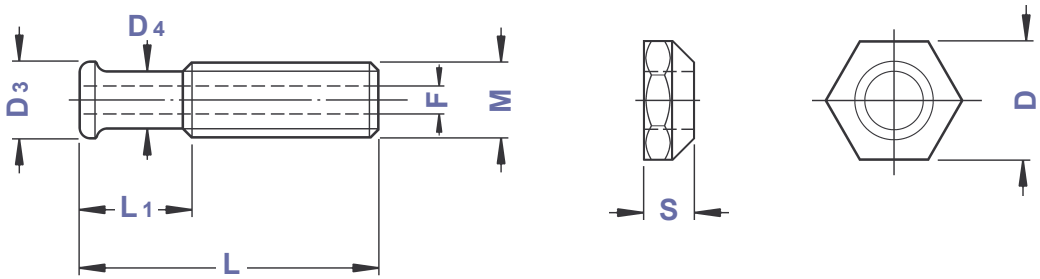

Marca Macchina .....

Modello Macchina .....

M	.....	**D3**	.....
L	.....	**D4**	.....
L1	.....	**F**	.....
D	.....	**S**	.....

DIN 69872

CODOLI DIN 69872 - NON FORATI

DIN 69872 PULL STUD BOLTS WITHOUT HOLE

NON FORATI

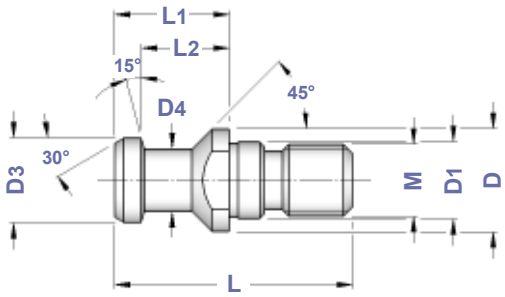

TIPO	Art.	M	D	D1	D3	D4	L	L1	L2
69872 - ISO 30	**3489**	M12	17	13	13	9	44	24	19
69872 - ISO 40	**4573**	M16	23	17	19	14	54	26	20
69872 - ISO 45	**4574**	M20	30	21	23	17	65	30	23
69872 - ISO 50	**4575**	M24	36	25	28	21	74	34	25

DIN 69872

CODOLI DIN 69872 - NON FORATI CON OR

DIN 69872 PULL STUD BOLTS WITH WATERTIGHT O RING

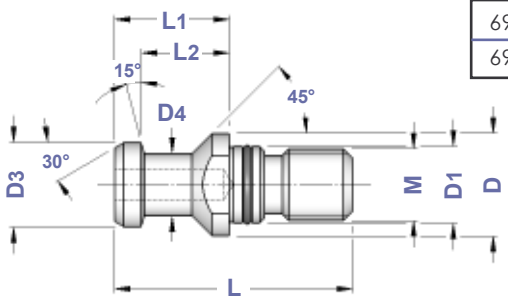

TIPO	Art.	M	D	D1	D3	D4	L	L1	L2	O
69872 ISO 40 - **OR**	**3268**	M16	23	17	19	14	54	26	20	0078
69872 ISO 50 - **OR**	**3270**	M24	36	25	28	21	74	34	25	0080

DIN 69872

CODOLI DIN 69872 - FORATI

DIN 69872 PULL STUD BOLTS WITH HOLE

FORATI

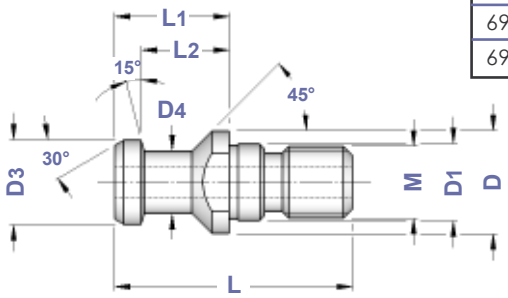

TIPO	Art.	M	D	D1	D3	D4	L	L1	L2	Foro
69872 ISO 30 - **FORATO**	**3423**	M12	17	13	13	9	44	24	19	3,0
69872 ISO 40 - **FORATO**	**3476**	M16	23	17	19	14	54	26	20	7,0
69872 ISO 45 - **FORATO**	**3477**	M20	30	21	23	17	65	30	23	9,5
69872 ISO 50 - **FORATO**	**3478**	M24	36	25	28	21	74	34	25	11,5

DIN 69872

CODOLI DIN 69872 - FORATI CON OR

DIN 69872 PULL STUD BOLTS WITH HOLE AND O RING

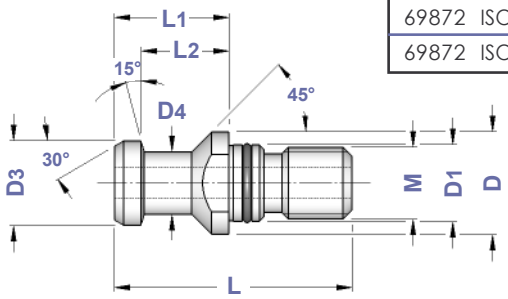

TIPO	Art.	M	D	D1	D3	D4	L	L1	L2	Foro	O
69872 ISO 40 - **F. + OR**	**3040**	M16	23	17	19	14	54	26	20	7,0	0078
69872 ISO 50 - **F. + OR**	**3042**	M24	36	25	28	21	74	34	25	11,5	0080

ISO 7388/2-A

CODOLI ISO 7388/2A - NON FORATI

ISO 7388/2A PULL STUD BOLTS WITHOUT HOLE

NON FORATI

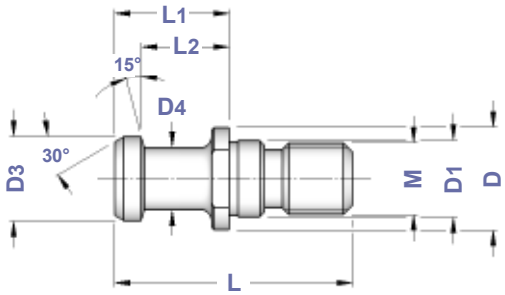

TIPO	Art.	M	D	D1	D3	D4	L	L1	L2
7388/2A - ISO 30	**3479**	M12	16	13	12	8	44	24	19
7388/2A - ISO 40	**4576**	M16	23	17	19	14	54	26	20
7388/2A - ISO 45	**4577**	M20	30	21	23	17	65	30	23
7388/2A - ISO 50	**4578**	M24	36	25	28	21	74	34	25

ISO 7388/2-A

CODOLI ISO 7388/2A - NON FORATI CON OR

ISO 7388/2A PULL STUD BOLTS WITH WATERTIGHT O RING

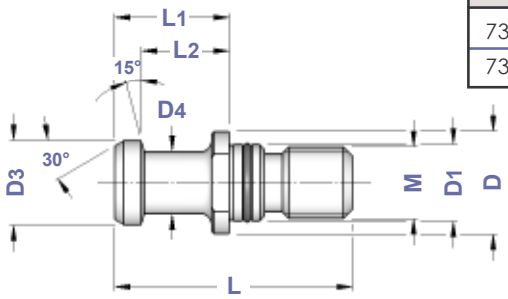

TIPO	Art.	M	D	D1	D3	D4	L	L1	L2	O
7388/2A ISO40 - **OR**	**4582**	M16	23	17	19	14	54	26	20	0078
7388/2A ISO50 - **OR**	**4584**	M24	36	25	28	21	74	34	25	0080

ISO 7388/2-A

CODOLI ISO 7388/2A - FORATI

ISO 7388/2A PULL STUD BOLTS WITH HOLE

FORATI

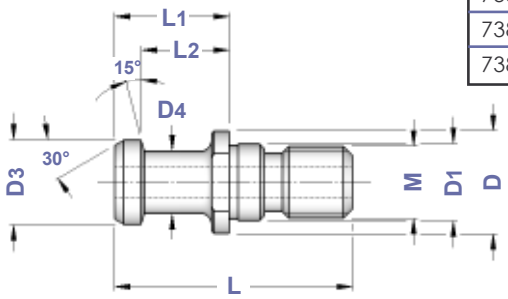

TIPO	Art.	M	D	D1	D3	D4	L	L1	L2	Foro
7388/2A ISO30 - **FORATO**	**3425**	M12	16	13	12	8	44	24	19	3,0
7388/2A ISO40 - **FORATO**	**3480**	M16	23	17	19	14	54	26	20	7,0
7388/2A ISO45 - **FORATO**	**3481**	M20	30	21	23	17	65	30	23	9,5
7388/2A ISO50 - **FORATO**	**3482**	M24	36	25	28	21	74	34	25	11,5

ISO 7388/2-A

CODOLI ISO 7388/2A - FORATI CON OR

ISO 7388/2A PULL STUD BOLTS WITH HOLE AND O RING

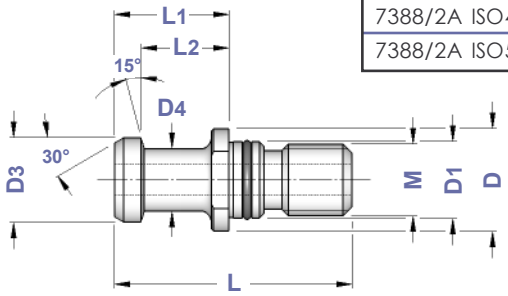

TIPO	Art.	M	D	D1	D3	D4	L	L1	L2	Foro	O
7388/2A ISO40 - **FORO+OR**	**3047**	M16	23	17	19	14	54	26	20	7,0	0078
7388/2A ISO50 - **FORO+OR**	**3049**	M24	36	25	28	21	74	34	25	11,5	0080

ISO 7388/2-B

CODOLI ISO 7388/2B - NON FORATI
ISO 7388/2B PULL STUD BOLTS WITHOUT HOLE

NON FORATI

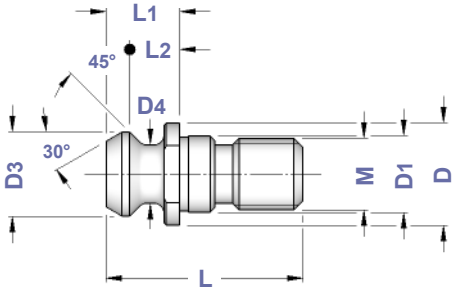

TIPO	Art.	M	D	D1	D3	D4	L	L1	L2
7388/2B ISO 30	**3483**	M 12	17,0	12,5	13,3	9,3	34,0	11,8	8,1
7388/2B ISO 40	**4579**	M 16	22,5	17,0	18,9	12,9	44,5	16,4	11,1
7388/2B ISO 45	**4580**	M 20	30,0	21,0	24,0	16,3	56,0	20,9	14,8
7388/2B ISO 50	**4581**	M 24	37,0	25,0	29,1	19,6	65,5	25,5	17,9

ISO 7388/2-B

CODOLI ISO 7388/2B - NON FORATI CON OR
ISO 7388/2B PULL STUD BOLTS WITH WATERTIGHT O RING

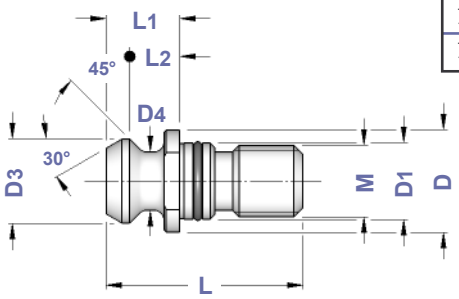

TIPO	Art.	M	D	D1	D3	D4	L	L1	L2	O
7388/2B ISO40 - **OR**	**4585**	M16	22,5	17,0	18,9	12,9	44,5	16,4	11,1	0078
7388/2B ISO50 - **OR**	**4587**	M24	37,0	25,0	29,1	19,6	65,5	25,5	17,9	0080

ISO 7388/2-B

CODOLI ISO 7388/2B - FORATI
ISO 7388/2B PULL STUD BOLTS WITH HOLE

FORATI

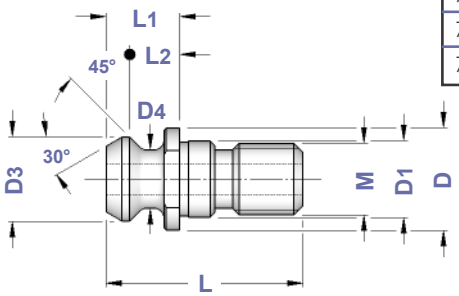

TIPO	Art.	M	D	D1	D3	D4	L	L1	L2	Foro
7388/2B ISO40 - **FORATO**	**3484**	M16	22,5	17,0	18,9	12,9	44,5	16,4	11,1	7,3
7388/2B ISO45 - **FORATO**	**3485**	M20	30,0	21,0	24,0	16,3	56,0	20,9	14,8	9,2
7388/2B ISO50 - **FORATO**	**3486**	M24	37,0	25,0	29,1	19,6	65,5	25,5	17,9	11,5

ISO 7388/2-B

CODOLI ISO 7388/2B - FORATI CON OR
ISO 7388/2B PULL STUD BOLTS WITH HOLE AND O RING

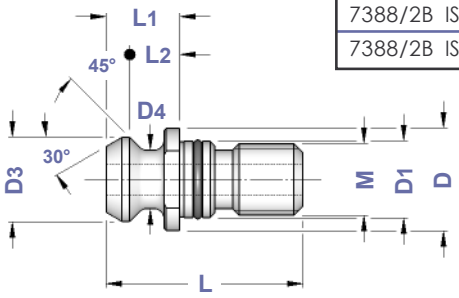

TIPO	Art.	M	D	D1	D3	D4	L	L1	L2	Foro	O
7388/2B ISO40 - **FORO+OR**	**3050**	M16	22,5	17,0	18,9	12,9	44,5	16,4	11,1	7,3	0078
7388/2B ISO50 - **FORO+OR**	**3052**	M24	37,0	25,0	29,1	19,6	65,5	25,5	17,9	11,5	0080

BT MAS

CODOLI BT - NON FORATI

BT PULL STUD BOLTS WITHOUT HOLE

NON FORATI

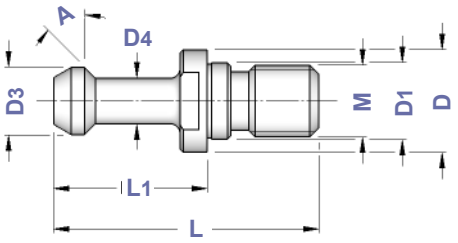

TIPO	Art.	A	M	L	L1	D	D1	D3	D4
BT 30 - 30°	**3287**	30°	M12	43	23	16,5	12,5	11,0	7,0
BT 30 - 45°	**3288**	45°	M12	43	23	16,5	12,5	11,0	7,0
BT 35 - 30°	**3289**	30°	M12	48	28	20,0	13,0	13,0	8,5
BT 35 - 30°	**0081**	30°	M12	53	28	20,7	13,0	13,7	8,9
BT 35 - 45°	**3290**	45°	M12	48	28	20,0	13,0	13,0	8,5
BT 40 - 30°	**3293**	30°	M16	60	35	23,0	17,0	15,0	10,0
BT 40 - 45°	**3292**	45°	M16	60	35	23,0	17,0	15,0	10,0
BT 40 - 90°	**3294**	90°	M16	60	35	23,0	17,0	15,0	10,0
BT 45 - 30°	**3298**	30°	M20	70	40	31,0	21,0	19,0	14,0
BT 45 - 45°	**3297**	45°	M20	70	40	31,0	21,0	19,0	14,0
BT 50 - 30°	**3301**	30°	M24	85	45	38,0	25,0	23,0	17,0
BT 50 - 45°	**3300**	45°	M24	85	45	38,0	25,0	23,0	17,0
BT 50 - 90°	**3302**	90°	M24	85	45	38,0	25,0	23,0	17,0

BT MAS

CODOLI BT - NON FORATI CON OR

BT PULL STUD BOLTS WITHOUT HOLE - WITH O RING

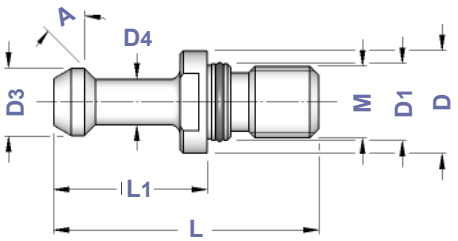

TIPO	Art.	A	M	L	L1	D	D1	D3	D4	O
BT 40 - 30° **OR**	**3315**	30°	M16	60	35	23	17	15	10	0558
BT 40 - 45° **OR**	**3316**	45°	M16	60	35	23	17	15	10	0558
BT 40 - 90° **OR**	**3318**	90°	M16	60	35	23	17	15	10	0558
BT 50 - 30° **OR**	**3322**	30°	M24	85	45	38	25	23	17	0080
BT 50 - 45° **OR**	**3325**	45°	M24	85	45	38	25	23	17	0080
BT 50 - 90° **OR**	**3326**	90°	M24	85	45	38	25	23	17	0080

BT MAS

CODOLI BT - FORATI

BT PULL STUD BOLTS WITH HOLE

FORATI

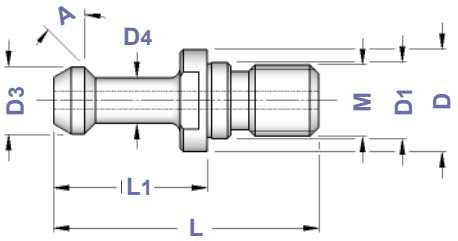

TIPO	Art.	A	M	L	L1	D	D1	D3	D4	Foro
BT 30 - 30° **FORATO**	**3224**	30°	M12	43	23	16,5	12,5	11	7	2,5
BT 30 - 45° **FORATO**	**3225**	45°	M12	43	23	16,5	12,5	11	7	2,5
BT 40 - 30° **FORATO**	**3327**	30°	M16	60	35	23	17	15	10	4
BT 40 - 45° **FORATO**	**3328**	45°	M16	60	35	23	17	15	10	4
BT 40 - 90° **FORATO**	**3330**	90°	M16	60	35	23	17	15	10	4
BT 50 - 30° **FORATO**	**3331**	30°	M24	85	45	38	25	23	17	6
BT 50 - 45° **FORATO**	**3332**	45°	M24	85	45	38	25	23	17	6
BT 50 - 90° **FORATO**	**3333**	90°	M24	85	45	38	25	23	17	6

BT MAS

CODOLI BT - FORATI CON OR

BT PULL STUD BOLTS WITH HOLE AND O RING

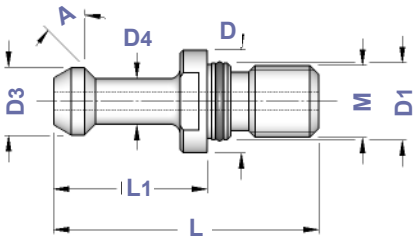

TIPO	Art.	A	M	L	L1	D	D1	D3	D4	Foro	O
BT 40 - 30° **FORO+OR**	**3429**	30°	M16	60	35	23	17	15	10	4	0558
BT 40 - 45° **FORO+OR**	**3430**	45°	M16	60	35	23	17	15	10	4	0558
BT 40 - 90° **FORO+OR**	**3431**	90°	M16	60	35	23	17	15	10	4	0558
BT 50 - 30° **FORO+OR**	**3500**	30°	M24	85	45	38	25	23	17	6	0080
BT 50 - 45° **FORO+OR**	**3501**	45°	M24	85	45	38	25	23	17	6	0080
BT 50 - 90° **FORO+OR**	**3502**	90°	M24	85	45	38	25	23	17	6	0080

BT ⇨ DIN 69871

CODOLI - NON FORATI

BT PULL STUD BOLTS WITHOUT HOLE

NON FORATI

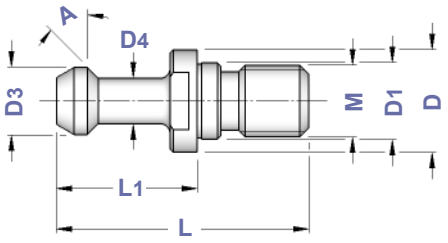

TIPO	Art.	A	M	L	L1	D	D1	D3	D4
SK 40 - 30°	**3286**	30°	M16	57	32	23	17	15	10
SK 40 - 45°	**3291**	45°	M16	57	32	23	17	15	10
SK 40 - 90°	**3296**	90°	M16	57	32	23	17	15	10

BT ⇨ DIN 69871

CODOLI - NON FORATI CON OR

BT PULL STUD BOLTS WITHOUT HOLE - WITH O RING

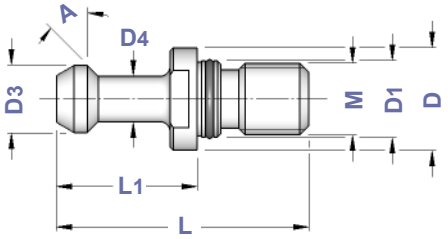

TIPO	Art.	A	M	L	L1	D	D1	D3	D4	O
SK 40 - 30° **OR**	**4631**	30°	M16	57	32	23	17	15	10	0558
SK 40 - 45° **OR**	**4632**	45°	M16	57	32	23	17	15	10	0558
SK 40 - 90° **OR**	**4633**	90°	M16	57	32	23	17	15	10	0558

BT ⇨ DIN 69871

CODOLI - FORATI

BT PULL STUD BOLTS WITH HOLE

FORATI

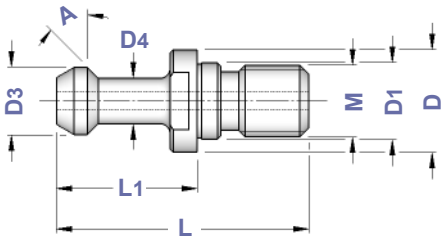

TIPO	Art.	A	M	L	L1	D	D1	D3	D4	Foro
SK 40 - 30° **FORATO**	**4634**	30°	M16	57	32	23	17	15	10	4
SK 40 - 45° **FORATO**	**4635**	45°	M16	57	32	23	17	15	10	4
SK 40 - 90° **FORATO**	**4636**	90°	M16	57	32	23	17	15	10	4

BT ⇨ DIN 69871

CODOLI - FORATI CON OR

BT PULL STUD BOLTS WITH HOLE AND O RING

TIPO	Art.	A	M	L	L1	D	D1	D3	D4	Foro	O
SK 40 - 30° **FORO+OR**	**4637**	30°	M16	57	32	23	17	15	10	4	0558
SK 40 - 45° **FORO+OR**	**4638**	45°	M16	57	32	23	17	15	10	4	0558
SK 40 - 90° **FORO+OR**	**4639**	90°	M16	57	32	23	17	15	10	4	0558

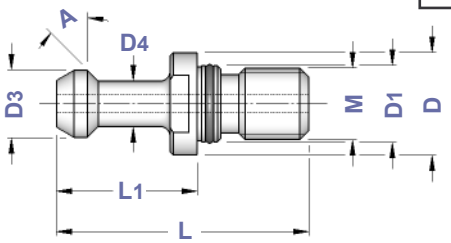

JIS B 6339

CODOLI JIS B 6339
JIS B 6339 PULL STUD BOLTS

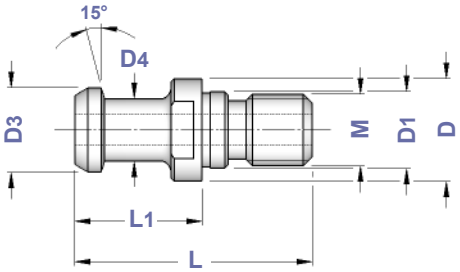

TIPO	Art.	M	D	D1	D3	D4	L	L1	Foro
6339 ISO 30 - **FORATO**	**3334**	M12	16,5	12,5	12	8	43	23,4	4
6339 ISO 40 - **FORATO**	**4588**	M16	23	17	19	14	54	29	7

CODOLI JIS B 6339 - FORATI CON OR
PULL STUD BOLTS JIS B 6339 WITH HOLE AND O RING

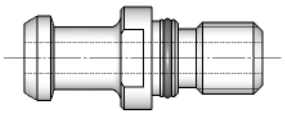

TIPO	Art.	M	D	D1	D3	D4	L	L1	Foro	
6339 ISO 40 - **FORO+OR**	**3097**	M16	23	17	19	14	54	29	4	0558
6339 ISO 40 - **FORO+OR**	**3317**	M16	23	17	19	14	54	29	7	0558
6339 ISO 50 - **FORO+OR**	**3335**	M24	38	25	28	21	74	34	10	0080

OTT SYSTEM

CODOLI ADATTATORI - OTT SYSTEM
OTT SYSTEM - ADAPTOR STUD BOLTS

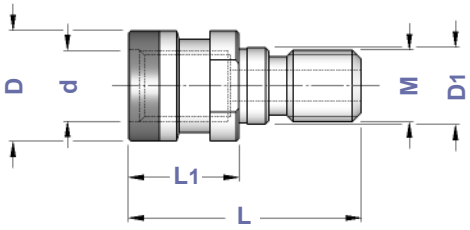

TIPO	Art.	M	d	D	D1	L1	
OTT M 16 / L 53 - TC 40	**3487**	M16	M16	25,3	17	25	7461
OTT M 16 / L 56 - BT 40	**3466**	M16	M16	25,3	17	28	7461
OTT M 24 / L 65 - CONO 50	**0087**	M24	M24	39,6	25	25	——

ALTA VELOCITA'

CODOLI ALTA VELOCITA' PER ISO 20
HIGH SPEED PULL STUD BOLTS FOR ISO 20 SHANK

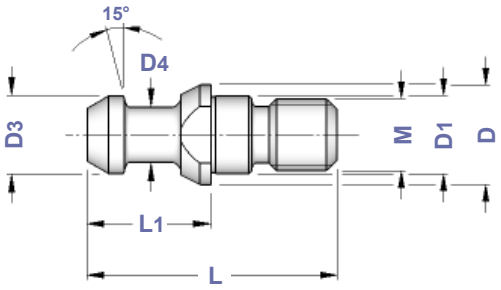

TIPO	Art.	M	D	D1	D3	D4	L	L1
ISO 20 - M 8 / L 28	**3491**	M 8	11	8,5	8,5	6	28,0	14

BIESSE

CODOLI TIPO BIESSE
PULL STUD BOLTS BIESSE TYPE

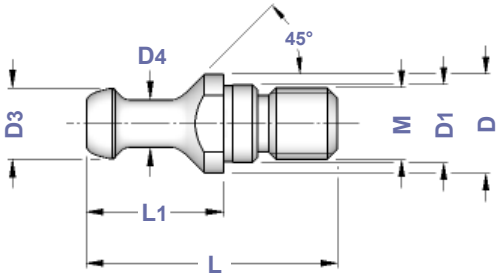

TIPO	Art.	M	D	D1	D3	D4	L	L1
BIESSE ISO 30 - M12	**3492**	M12	17	13	12	8	44	24

BRIDGEPORT

CODOLI TIPO BRIDGEPORT
PULL STUD BOLTS BRIDGEPORT TYPE

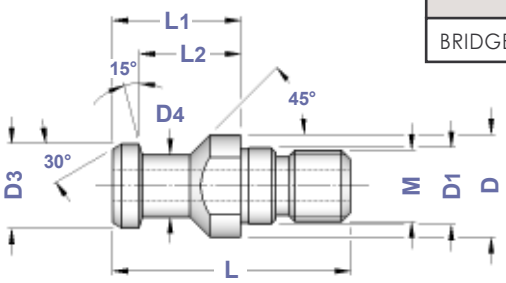

TIPO	Art.	M	D	D1	D3	D4	L	L1	L2	Foro
BRIDGEPORTISO 40 - M16	**3359**	M16	23	17	19	14	54	29	23	7

CB FERRARI

CODOLI TIPO CB FERRARI
PULL STUD BOLTS CB FERRARI TYPE

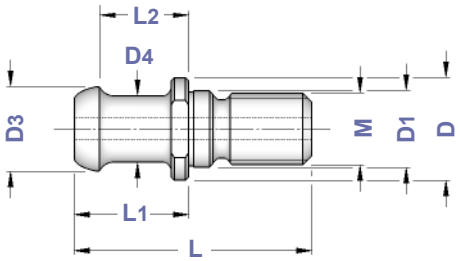

TIPO	Art.	M	D	D1	D3	D4	L	L1	L2	Foro
CB FERRARI ISO 40 - M16	**4597**	M16	23	17	19	15	54	26	20,31	5

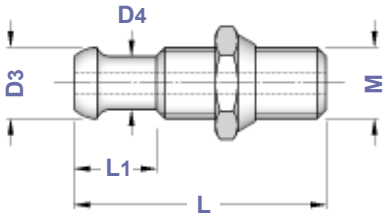

CODOLI TIPO CB FERRARI CON DADO
PULL STUD BOLTS CB FERRARI WITH NUT TYPE

TIPO	Art.	M	D3	D4	L	L1	Foro
CB FERRARI ISO40 - M16	**3493**	M16	16	12	57	18,5	5

CHIRON

CODOLI TIPO CHIRON
PULL STUD BOLTS CHIRON TYPE

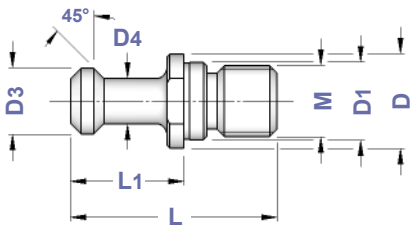

TIPO	Art.	M	D	D1	D3	D4	L	L1
CHIRON ISO30 - M 12	**4593**	M12	16	13	10	6	36	20

CINCINNATI

CODOLI TIPO CINCINNATI
PULL STUD BOLTS CINCINNATI TYPE

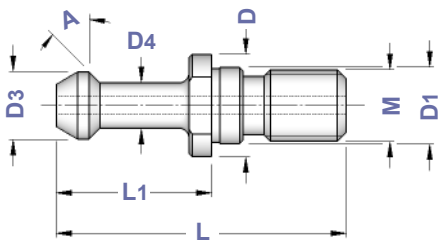

TIPO	Art.	A	M	L	L1	D	D1	D3	D4	Foro
SK 40 - 45° **FORATO**	**4583**	45°	M16	67,3	36,6	22,2	17	15	10,3	3,8
SK 40 - 45° **FORATO**	**4586**	45°	M16	67,3	39,4	22,2	17	15	10,3	3,8

CORREA

CODOLI TIPO CORREA

CORREA TYPE PULL STUD BOLTS CORREA TYPE

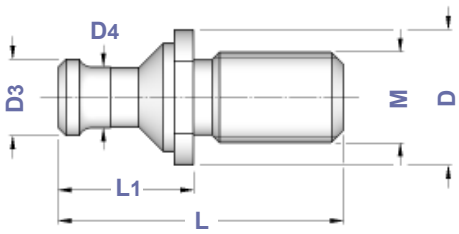

TIPO	Art.	M	D	D3	D4	L	L1
CORREAISO50 - M 24	**4594**	M 24	36	20	16	76	36

CORTINI

CODOLI TIPO MECCANICA CORTINI

PULL STUD BOLTS MECCANICA CORTINI TYPE

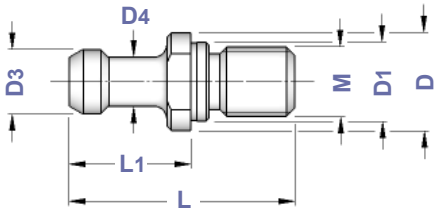

TIPO	Art.	M	D	D1	D3	D4	L	L1
CORTINIISO 30 - M12	**0064**	M12	16	13	10	7	39	21

FAMUP

CODOLI TIPO FAMUP

PULL STUD BOLTS FAMUP TYPE

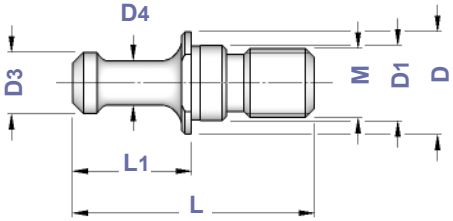

TIPO	Art.	M	D	D1	D3	D4	L	L1
FAMUPISO30 - M12	**2756**	M 12	16	13	9,8	5,8	40	20
FAMUPISO40 - M16	**3527**	M 16	23	17	13,8	9,8	55	27
FAMUPISO40 - M16	**4590**	M 16	23	17	13,8	9,8	58	30

GLORIA

CODOLI TIPO GLORIA

PULL STUD BOLTS GLORIA TYPE

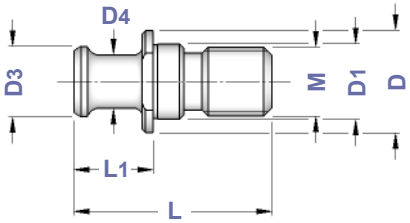

TIPO	Art.	M	D	D1	D3	D4	L	L1
GLORIA ISO 40 - M16	**3471**	M 16	23	17	16	12	45	18

OLIVETTI

CODOLI TIPO OLIVETTI OCN

PULL STUD BOLTS OLIVETTI OCN TYPE

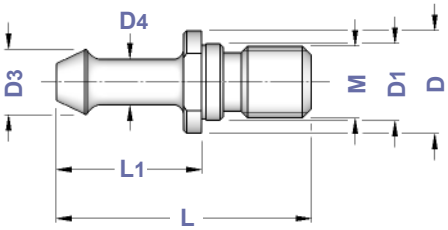

TIPO	Art.	M	D	D1	D3	D4	L	L1
OLIVETTI ISO 40 - M16	**4591**	M 16	23	17	14,3	10	58	33

MAZAK

CODOLI TIPO MAZAK - FORATI

PULL STUD BOLTS MAZAK TYPE WITH HOLE

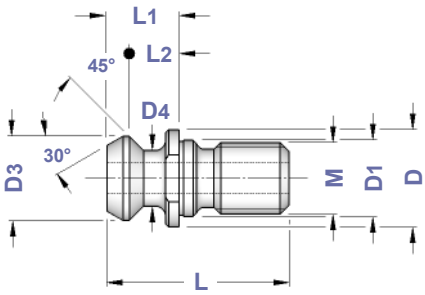

TIPO	Art.	M	D	D1	D3	D4	L	L1	L2	Foro
MAZAK ISO 40 - M16	**4589**	M16	21,8	17	18,79	12,44	41,25	16,25	11,17	7
MAZAK ISO 40 - M16	**4592**	M16	22,0	17	18,79	12,44	44,10	19,10	14,02	7
MAZAK ISO 50 - M24	**3269**	M24	35,5	25	28,95	20,82	65,40	25,40	17,78	10

CODOLI TIPO MAZAK - FORATI CON OR

PULL STUD BOLTS MAZAK TYPE WITH HOLE AND O RING

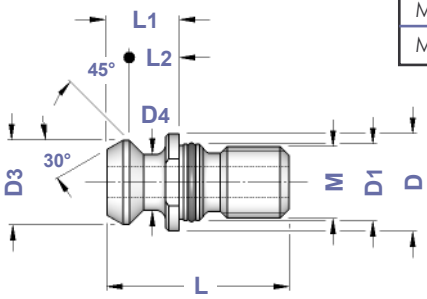

TIPO	Art.	M	D	D1	D3	D4	L	L1	L2	Foro	O
MAZAK ISO 40 - M16 - **FORO+OR**	**4772**	M16	21,8	17	18,79	12,44	41,25	16,25	11,17	7	0558
MAZAK ISO 40 - M16 - **FORO+OR**	**4773**	M16	22,0	17	18,79	12,44	44,10	19,10	14,02	7	0558
MAZAK ISO 50 - M24 - **FORO+OR**	**4774**	M24	35,5	25	28,95	20,82	65,4	25,40	17,78	10	0080

RAMBAUDI

CODOLI TIPO RAMBAUDI

PULL STUD BOLTS RAMBAUDI TYPE

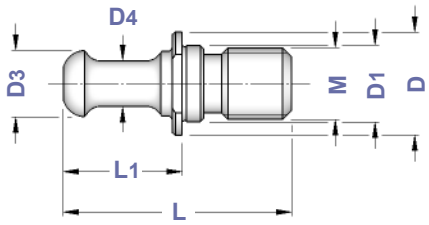

TIPO	Art.	M	D	D1	D3	D4	L	L1
RAMBAUDI ISO 40 - M 16	**4595**	M16	24,0	17	14,6	10	52,0	27,0
RAMBAUDI ISO 50 - M 24	**4596**	M24	35,8	25	20,0	16	79,5	39,5

SECMU

CODOLI TIPO SECMU

PULL STUD BOLTS SECMU TYPE

TIPO	Art.	M	D	D1	D3	D4	L	L1	C
SECMU ISO 50 - M 24	**3496**	M24	40	25	17,5	9,8	64	29	36

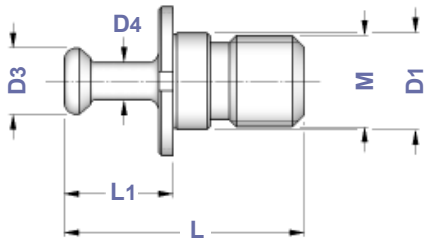

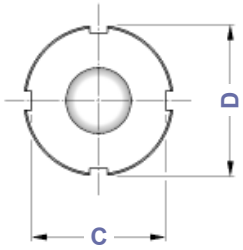

ATTREZZI BMU

BOCCOLE DI MONTAGGIO in ACCIAIO

STEEL TOOLING CLAMPERS

TIPO	Art.	H
BMU - CONO 30	**2190**	70
BMU - CONO 40	**2191**	95
BMU - CONO 50	**2193**	130

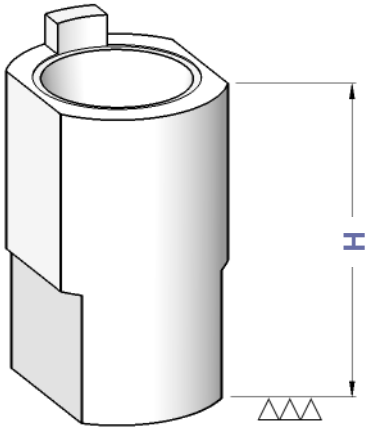

Costruiti in acciaio temperato, bruniti e rettificati

Made with hardened steel, bluing and grinded

ATTREZZI SMD

SUPPORTI DI MONTAGGIO A 2 POSIZIONI

DOUBLE POSITION TIGHTENING FIXTURES

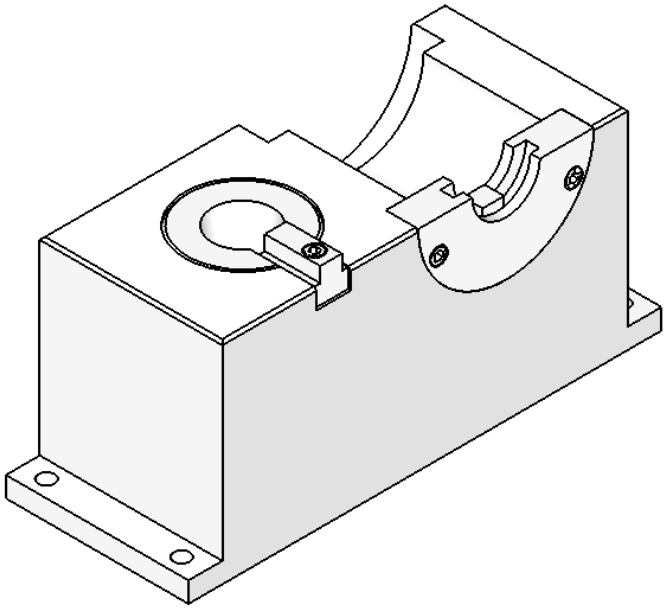

TIPO	Art.	L x P x H
SMD - ISO 30 / DIN 2080	**4605**	350 x 135 x 155
SMD - ISO 40 / DIN 2080	**4606**	
SMD - ISO 50 / DIN 2080	**4607**	
SMD - TC 30 / DIN 69871	**4608**	
SMD - TC 40 / DIN 69871	**4609**	
SMD - TC 50 / DIN 69871	**4610**	
SMD - BT 30 / MAS 403	**4611**	
SMD - BT 40 / MAS 403	**4612**	
SMD - BT 50 / MAS 403	**4613**	
SMD - HSK 32 A+C	**4618**	350 x 135 x 155
SMD - HSK 40 A+C	**4619**	
SMD - HSK 50 A+C	**4620**	
SMD - HSK 63 A+C	**4621**	
SMD - HSK 100 A+C	**4622**	
SMD - HSK 40 E	**4623**	
SMD - HSK 50 E+F	**4624**	
SMD - HSK 63 E+F	**4625**	
SMD - VDI 16 / DIN 69880	**9341**	350 x 135 x 155
SMD - VDI 20 / DIN 69880	**4614**	
SMD - VDI 30 / DIN 69880	**4615**	
SMD - VDI 40 / DIN 69880	**4616**	
SMD - VDI 50 / DIN 69880	**4617**	
SMD - VDI 60 / DIN 69880	**9342**	

SMONTACONI ORIENTABILI UNIVERSALI

UNIVERSAL TIGHTENING FIXTURES

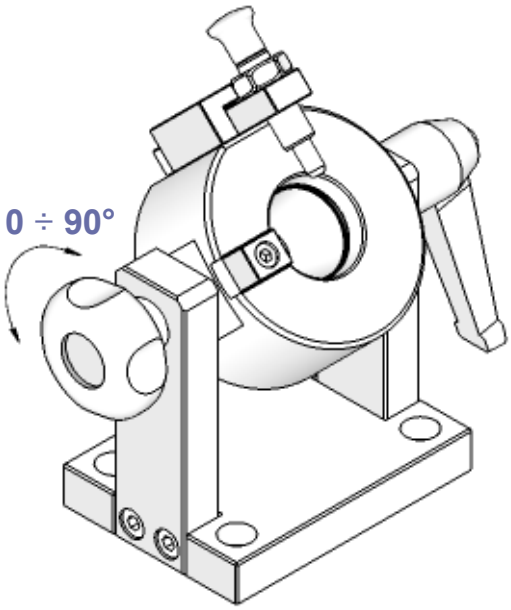

ISO DIN 2080 - DIN 69871 - BT

ISO SHANKS

TIPO	Art.	L x P x H			
SMU - CONO 30	**4438**	135 x 100 x 155	1031	1032	1033
SMU - CONO 40	**4439**				
SMU - CONO 45	**4440**	135 x 100 x 160			
SMU - CONO 50	**4441**	135 x 100 x 195			

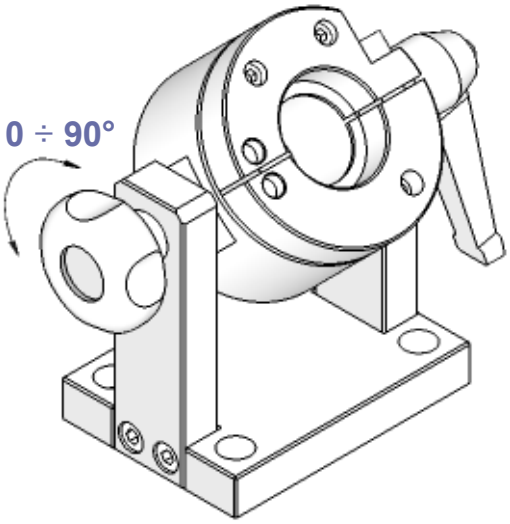

HSK DIN 69893 (A+C - B+D - E - F)

HSK DIN 69893 SHANKS

TIPO	Art.	L x P x H	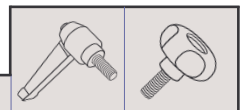	
SMU - HSK 25	**4598**	135 x 100 x 175	1032	1033
SMU - HSK 32	**4599**			
SMU - HSK 40	**4600**			
SMU - HSK 50	**4601**			
SMU - HSK 63	**4602**			
SMU - HSK 80	**4603**	135 x 100 x 205		
SMU - HSK 100	**4604**			

POLYGON-SHANK (ISO 26623-1) - KM

POLYGON and KM SHANKS

TIPO	Art.	L x P x H	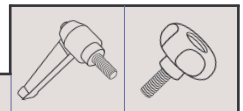	
SMU - KM 25	**4598**	135 x 100 x 175	1032	1033
SMU - KM 32 - PSC 32	**4599**			
SMU - KM 40 - PSC 40	**4600**			
SMU - KM 50 - PSC 50	**4601**			
SMU - KM 63 - PSC 63	**4602**			
SMU - KM 80 - PSC 80	**4603**	135 x 100 x 205		
SMU - KM 100 - PSC 100	**4604**			

STRUMENTI ZOP

AZZERATORE MAGNETICO LUMINOSO
BRIGHT MAGNETIC RESETTER

TIPO	Art.	BATTERY
ZOP 50	**0351**	0266

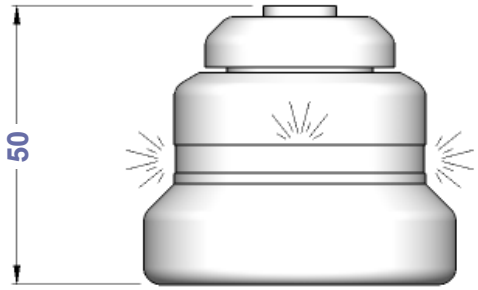

STRUMENTI ZDI

AZZERATORI MAGNETICI CON COMPARATORE
BUILD-IN MAGNETIC RESETTERS WITH COMPARATOR

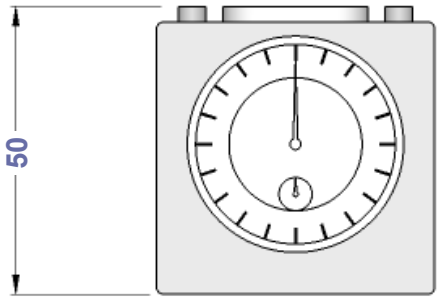

TIPO	Art.
ZDI 50	**0349**

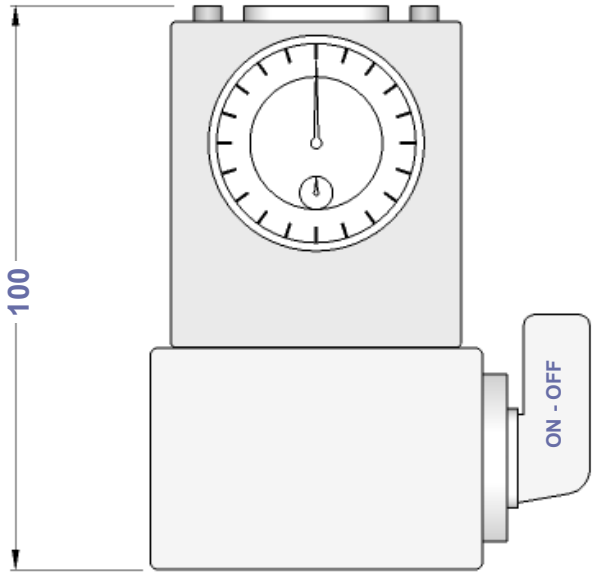

TIPO	Art.
ZDI 100	**0354**

STRUMENTI CMP

CENTRATORI MECCANICI FLOTTANTI
FLOATING POSITION DETECTORS

TIPO	Art.	
CMP 10 - 4	**0356**	0333

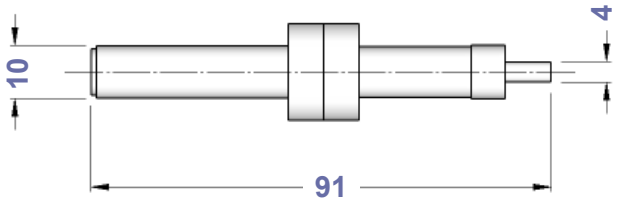

Nella confezione dei CMP è compresa una molla di ricambio
In CMP wrapping is included one spare spring

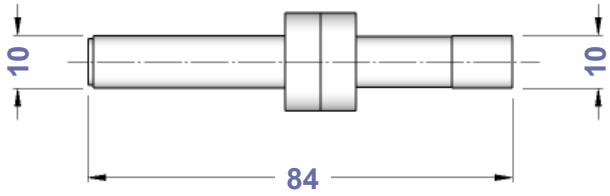

TIPO	Art.	
CMP 10 - 10	**0357**	0333

STRUMENTI CMA

CENTRATORI MECCANICI FLOTTANTI ANTIMAGNETICI
ANTIMAGNETIC FLOATING POSITION DETECTORS

TIPO	Art.	
CMA 10 - 4	**0445**	0444

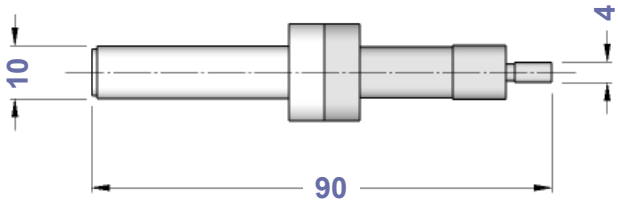

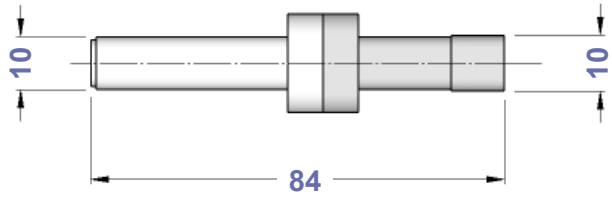

TIPO	Art.	
CMA 10 - 10	**0447**	0444

STRUMENTI CMC

CENTRATORE MECCANICO FLOTTANTE ANTIMAGNETICO CON TESTINA CERAMICA
ANTIMAGNETIC FLOATING POSITION DETECTOR WITH EARTHENWARE HEAD

TIPO	Art.	
CMC 10 - 10	**0457**	0458

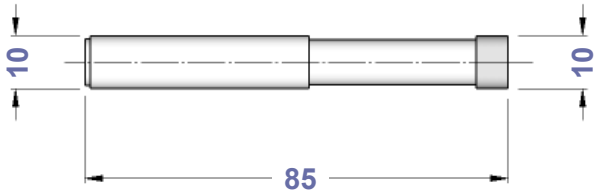

STRUMENTI CSL

CENTRATORI A SFERA LUMINOSI
BRIGHT ELECTRONIC POSITION DETECTORS

TIPO	Art.	L	SPHERE	LED	BATTERY
CSL 125	**0355**	125	0587	0545	0562
CSL 160	**0358**	160	0587	0545	0562

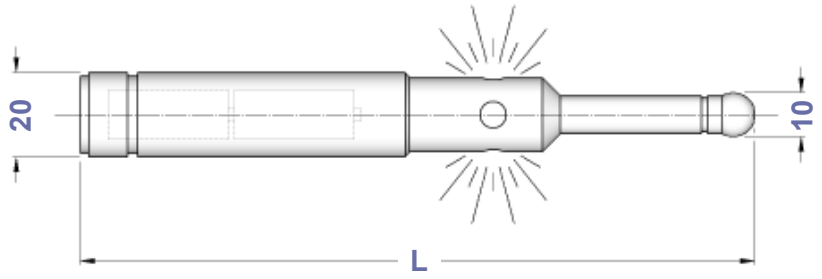

STRUMENTI ES

CENTRATORE A SFERA LUMINOSO E SONORO
BRIGHT-SONOROUS ELECTRONIC POSITION DETECTOR

TIPO	Art.	L	SPHERE	LED	BATTERY
ES 20 - 10	**0359**	160	0587	0549	0562

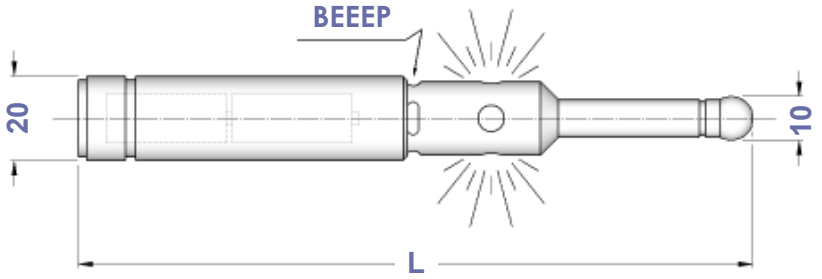

STRUMENTI CTL

CENTRATORE 3D LUMINOSO E SONORO
BRIGHT-SONOROUS 3D ELECTRONIC POSITION DETECTOR

TIPO	Art.	TASTER	LED	BATTERY
CTL 20 - 6	**0350**	0322	0328	0595

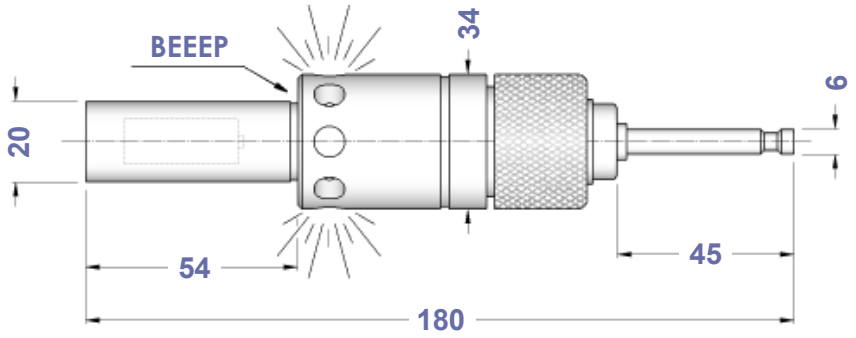

TASTATORI TRIDIMENSIONALI
TRIDIMENTIONAL POSITION DETECTOR

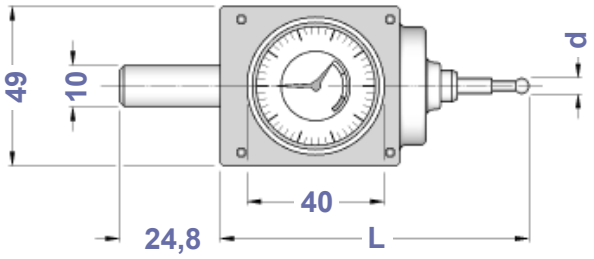

ATTACCO D.10
D.10 SHANK

TIPO	Art.	d	L	
CTZ 10 - 04	**0541**	4	96	0619
CTZ 10 - 08	**0542**	8	136	0629

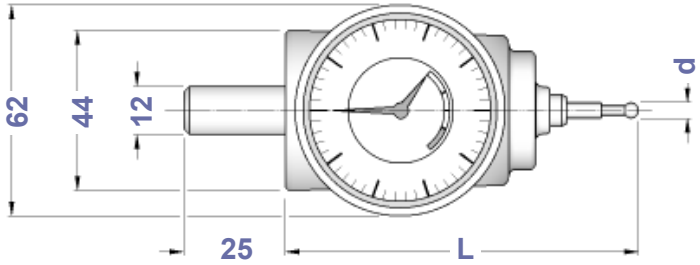

ATTACCO D.12
D.12 SHANK

TIPO	Art.	d	L	
CTN 12 - 04	**0543**	4	100	0619
CTN 12 - 08	**0544**	8	140	0629

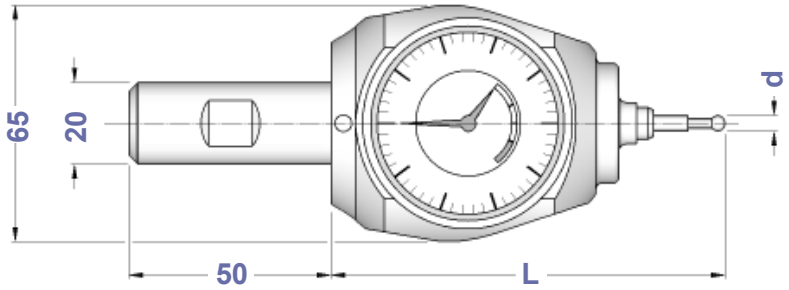

ATTACCO D.20
D.20 SHANK

TIPO	Art.	d	L	
CTA 20 - 04	**0584**	4	113	0619
CTA 20 - 08	**0585**	8	153	0629

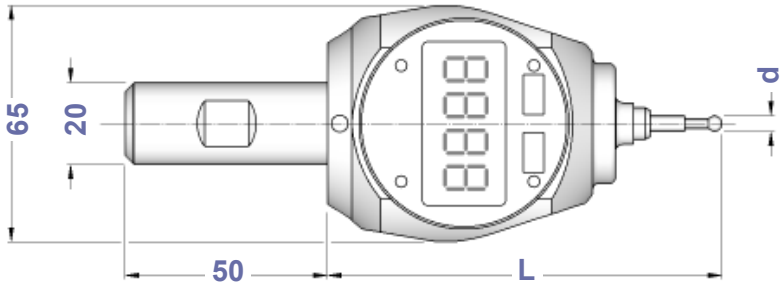

DIGITALE - ATTACCO D.20
DIGITAL - D.20 SHANK

TIPO	Art.	d	L	
CTD 20 - 04	**0581**	4	113	0619
CTD 20 - 08	**0582**	8	153	0629

ASTINE CERAMICHE
EARTHENWARE TASTERS

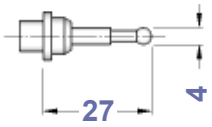

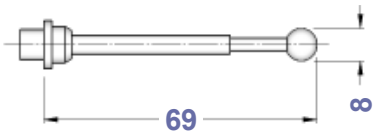

TIPO	Art.
ASTINA CORTA d. 4	**0619**
ASTINA LUNGA d. 8	**0629**

SUPPORTI

BOCCOLE
PLASTIC BUSHES

TIPO	Art.	
BOCCOLA ISO 30	**4416**	0033
BOCCOLA ISO 40	**4417**	0033
BOCCOLA ISO 45	**4418**	0033
BOCCOLA ISO 50	**4419**	0033
BOCCOLA HSK 50 - KM 50 - PSC 50	**4430**	0033
BOCCOLA HSK 63 - KM 63 - PSC 63	**4431**	0033
BOCCOLA HSK100 - KM 100 - PSC 100	**5543**	0033
BOCCOLA CM 4	**4400**	0033
BOCCOLA CM 5	**4418**	0033
BOCCOLA Ø 32 - VDI 30	**5531**	0033
BOCCOLA Ø 40 - VDI 40	**5532**	0033
BOCCOLA Ø 50 - VDI 50	**5533**	0033

SUPPORTI

UNITA' DA BANCO
BENCH UNITIES

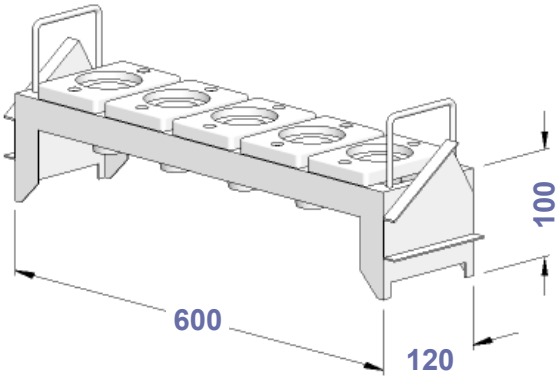

TIPO	Art.	N° SEDI	
UNITA' ISO 30	**4404**	6	4416
UNITA' ISO 40	**4405**	6	4417
UNITA' ISO 45	**4330**	6	4418
UNITA' ISO 50	**4406**	5	4419
UNITA' HSK 50 - KM 50 - PSC 50	**4428**	6	4430
UNITA' HSK 63 - KM 63 - PSC 63	**4429**	6	4431
UNITA' HSK100 - KM100 - PSC100	**4794**	5	5543
UNITA' CM 4	**4329**	6	4400
UNITA' CM 5	**4330**	6	4418
UNITA' Ø 32 - VDI 30	**5369**	6	5531
UNITA' Ø 40 - VDI 40	**5370**	6	5532
UNITA' Ø 50 - VDI 50	**5371**	5	5533

SUPPORTI

MAGAZZINI PORTACONI
TOOLS STORES

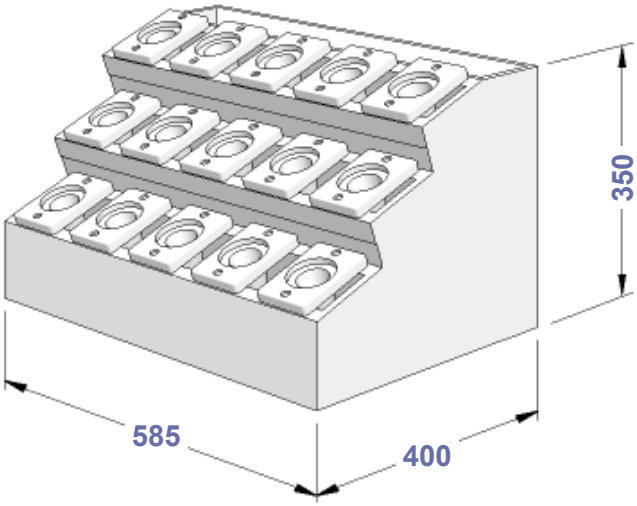

TIPO	Art.	N° SEDI	
MAG. ISO 30	**3700**	15	4416
MAG. ISO 40	**3701**	15	4417
MAG. ISO 45	**3702**	15	4418
MAG. ISO 50	**3703**	12	4419
MAG. HSK 50 - KM 50 - PSC 50	**3750**	15	4430
MAG. HSK 63 - KM 63 - PSC 63	**3751**	15	4431
MAG. HSK100 - KM100 - PSC 100	**3875**	12	5543
MAG. CM 4	**3696**	15	4400
MAG. CM 5	**3702**	15	4418
MAG. Ø 32 - VDI 30	**3705**	15	5531
MAG. Ø 40 - VDI 40	**3706**	15	5532
MAG. Ø 50 - VDI 50	**5557**	12	5533

AD

ANELLI DISTANZIATORI
SPACERS

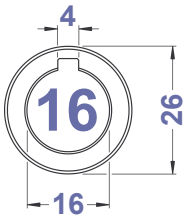

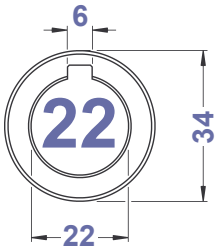

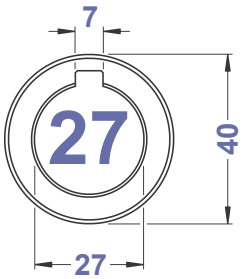

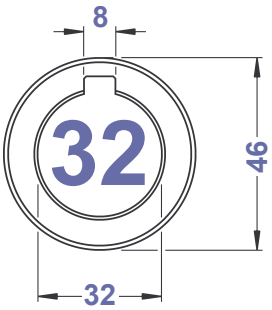

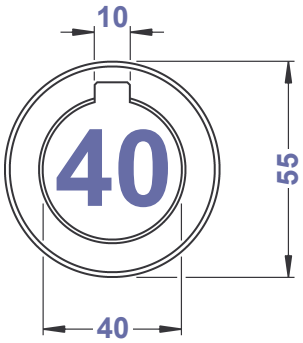

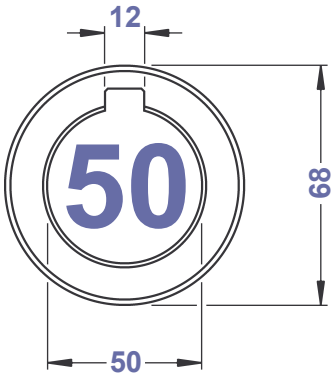

TIPO	Articolo	**Spessori** - Thickness
AD - D.16	**4084**	0,03 - 0,04 - 0,05 - 0,06 0,1 - 0,2 - 0,3 - 0,4 - 0,5 - 0,6 1,0 - 2,0 - 3,0 - 4,0 - 5,0 - 6,0 10,0 - 20,0 - 30,0
AD - D.22	**4085**	0,03 - 0,04 - 0,05 - 0,06 0,1 - 0,2 - 0,3 - 0,4 - 0,5 - 0,6 1,0 - 2,0 - 3,0 - 4,0 - 5,0 - 6,0 10,0 - 20,0 - 30,0 ——— 60,0 100,0
AD - D.27	**4086**	0,03 - 0,04 - 0,05 - 0,06 0,1 - 0,2 - 0,3 - 0,4 - 0,5 - 0,6 1,0 - 2,0 - 3,0 - 4,0 - 5,0 - 6,0 10,0 - 20,0 - 30,0 ——— 60,0 100,0
AD - D.32	**4087**	0,03 - 0,04 - 0,05 - 0,06 0,1 - 0,2 - 0,3 - 0,4 - 0,5 - 0,6 1,0 - 2,0 - 3,0 - 4,0 - 5,0 - 6,0 10,0 - 20,0 - 30,0 ——— 60,0 100,0
AD - D.40	**4088**	0,03 - 0,04 - 0,05 - 0,06 0,1 - 0,2 - 0,3 - 0,4 - 0,5 - 0,6 1,0 - 2,0 - 3,0 - 4,0 - 5,0 - 6,0 10,0 - 20,0 - 30,0 ——— 60,0 100,0
AD - D.50	**4089**	0,05 - 0,06 0,1 - 0,2 - 0,3 - 0,4 - 0,5 - 0,6 1,0 - 2,0 - 3,0 - 4,0 - 5,0 - 6,0 10,0 - 20,0 - 30,0 ——— 60,0 100,0

VTC

VITI DI FISSAGGIO FRESA CON TESTA A CROCE

MILL LOCKING CROSS HEAD SCREWS

TIPO	Art.	
VTC M 8/D.16	**4985**	4562
VTC M 10/D.22	**4986**	4563
VTC M 12/D.27	**4987**	4564
VTC M 16/D.32	**4988**	4565
VTC M 20/D.40	**4989**	4566
VTC M 24/D.50	**4990**	4567

CH-VTC

CHIAVI PER VITI TESTA A CROCE

WRENCHES FOR CROSS HEAD SCREWS

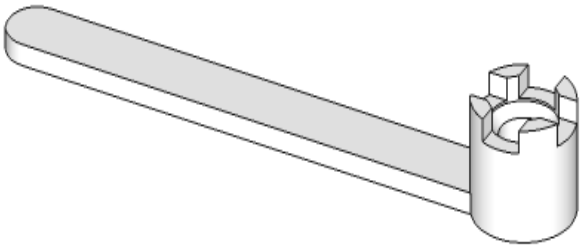

TIPO	Art.	
CH 16 VTC	**4562**	4985
CH 22 VTC	**4563**	4986
CH 27 VTC	**4564**	4987
CH 32 VTC	**4565**	4988
CH 40 VTC	**4566**	4989
CH 50 VTC	**4567**	4990

VTT

VITI DI FISSAGGIO FRESA A TESTA TONDA

MILL LOCKING ROUND HEAD SCREWS

TIPO	Art.	
VTT M 10/D.22	**4980**	E. 6
VTT M 12/D.27	**4981**	E. 8
VTT M 16/D.32	**4982**	E. 10
VTT M 20/D.40	**4983**	E. 12

AT

GIUNTI DI TRASCINAMENTO PER PORTAFRESA COMBINATI

CLUTCH DRIVE RINGS FOR DIN 6358 SHELL END MILL HOLDERS

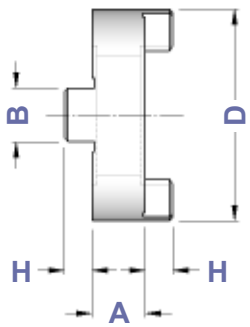

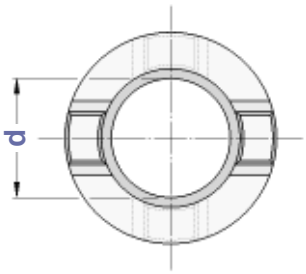

TIPO	Art.	D	H	A	B
AT - d. 16	**4090**	32	5,0	10	8
AT - d. 22	**4091**	40	5,6	12	10
AT - d. 27	**4092**	48	6,3	12	12
AT - d. 32	**4093**	58	7,0	14	14
AT - d. 40	**4094**	70	8,0	14	16
AT - d. 50	**4095**	90	9,0	16	18

TPF

TASSELLI PER PORTAFRESE FISSI
DOWELS FOR FACE MILL HOLDERS

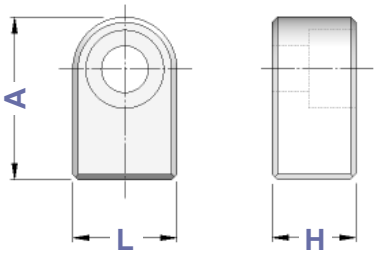

Figura 1

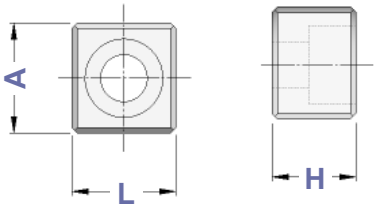

Figura 2

TIPO	Art.	H	L	A	Fig.	
TPF - D. 13	**7433**	6,5	8,0	13,0	1	0201
TPF - D. 16	**7434**	7,0	8,0	13,0	1	0201
	7421	10,5	8,0	13,0	1	0255
TPF - D. 22	**7435**	8,0	10,0	15,6	1	0203
	7427	11,6	10,0	15,6	1	0256
TPF - D. 27	**7436**	9,0	12,0	18,3	1	0205
	7428	13,3	12,0	18,3	1	7414
TPF - D. 32	**7437**	11,0	14,0	21,0	1	0482
	7439	15,0	14,0	21,0	1	0099
	7429	20,5	14,0	21,0	1	0099
TPF - D. 40	**7438**	13,0	16,0	24,0	1	0207
	0210	16,0	15,9	15,5	2	0207
	7430	20,5	16,0	24,0	1	0099
TPF - D. 60	**0211**	25,0	25,4	28,0	2	0407

CHIAVETTE

CHIAVETTE
KEYS

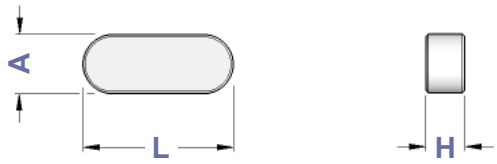

Art.	A	H	L
0101	3,7	2	9,66
0103	3	4	10
0041	4	4	12
0115	4	4	20
0147	4	4	22
0258	5	4	18
0107	5	4	20
0044	6	6	15
0108	6	6	20
0116	6	6	25
0148	6	6	32
0045	7	7	16
0122	7	7	25
0149	7	7	50
0047	8	7	16
0111	8	7	25
0125	8	7	28
0150	8	7	50
0114	10	8	30
0133	10	8	32
0151	10	8	50
0137	12	8	36
0152	12	8	50

TP

TAMPONI PULITORI
TAPER CLEANER

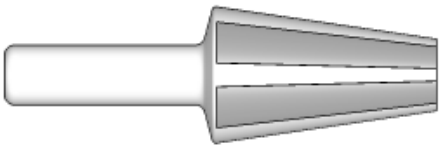



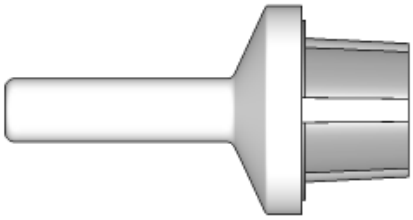

TIPO	Art.
TP - ISO 30	**4407**
TP - ISO 40	**4408**
TP - ISO 45	**4409**
TP - ISO 50	**4410**
TP - CM. 1	**4411**
TP - CM. 2	**4412**
TP - CM. 3	**4413**
TP - CM. 4	**4414**
TP - CM. 5	**4415**
TP - CM. 6	**5065**
TP - HSK 32 A/C/E	**5205**
TP - HSK 40 A/C/E	**5206**
TP - HSK 50 A/C/E	**5207**
TP - HSK 63 A/C/E	**5208**
TP - HSK 80 A/C/E	**5209**
TP - HSK100 A/C/E	**5210**

GS-CM

GHIERE SINISTRE PER RIDUZIONI A CONO MORSE
LEFT THREADED NUTS FOR MORSE TAPER ADAPTERS

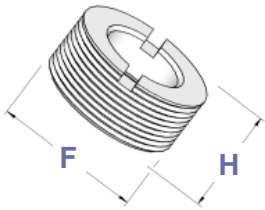

TIPO	Art.	F	H	
GS - CM 1	**7420**	M 12 x 1 SX	6,5	4568
GS - CM 2	**7422**	M 15 x 1,5 SX	6,0	4569
GS - CM 3	**7423**	M 20 x 1,5 SX	6,0	4570
GS - CM 4	**7424**	M 24 x 1,5 SX	8,5	4571
GS - CM 5	**7425**	M 36 x 2 SX	11,0	4572

CH-CM

CHIAVI PER RIDUZIONI A CONO MORSE
WRENCHES FOR MORSE TAPER ADAPTERS

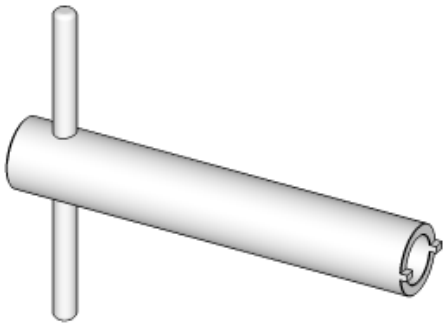

TIPO	Art.	
CH - CM 1	**4568**	7420
CH - CM 2	**4569**	7422
CH - CM 3	**4570**	7423
CH - CM 4	**4571**	7424
CH - CM 5	**4572**	7425

G-WE

GRANI DI FISSAGGIO PER MANDRINI WELDON

WELDON END MILL SCREWS

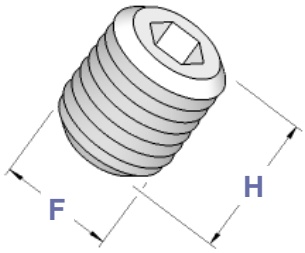

TIPO	Art.	F x H	Passo
G - WE 6	**4970**	M 6 x 10	1
G - WE 8	**4971**	M 8 x 10	1,25
G - WE 10	**4972**	M 10 x 12	1,5
G - WE 12	**4973**	M 12 x 16	1,75
G - WE 14	**4973**	M 12 x 16	1,75
G - WE 16	**4974**	M 14 x 16	2
G - WE 18	**4974**	M 14 x 16	2
G - WE 20	**4975**	M 16 x 16	2
G - WE 25	**4976**	M 18 x 2 x 20	2
G - WE 32	**4977**	M 20 x 2 x 20	2
G - WE 40	**4977**	M 20 x 2 x 20	2
G - WE 50	**4978**	M 24 x 2 x 20	2

GRANI

GRANI DI REGOLAZIONE E DI FISSAGGIO DIN 913 - DIN 916

SETTING AND LOCKING SCREWS IN ACCORDING WITH DIN 913 - DIN 916

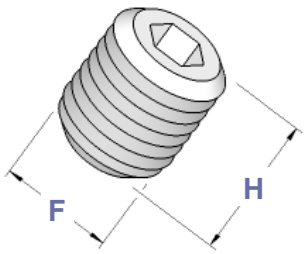

Art.	F x H	Passo
0011	M 4 x 4	0,7
0380	M 4 x 8	0,7
0173	M 4 x 14	0,7
0017	M 5 x 4	0,8
0019	M 5 x 5	0,8
0365	M 5 x 6	0,8
0366	M 5 x 10	0,8
0285	M 5 x 30	0,8
0388	M 5 x 40	0,8
0367	M 6 x 4	1
0368	M 6 x 5	1
0020	M 6 x 6	1
0370	M 6 x 8	1
4970	M 6 x 10	1
0371	M 6 x 12	1
0181	M 6 x 14	1
0208	M 6 x 16	1
0248	M 6 x 20	1
0253	M 6 x 40	1
0372	M 8 x 6	1,25
0021	M 8 x 8	1,25
4971	M 8 x 10	1,25
0375	M 8 x 12	1,25
0382	M 8 x 16	1,25
0183	M 8 x 20	1,25
0249	M 8 x 25	1,25
0284	M 8 x 40	1,25
0223	M 10 x 1 x 8	1
0409	M 10 x 1 x 10	1
0403	M 10 x 1 x 12	1
0385	M 10 x 8	1,5

segue M10 ⇨

Art.	F x H	Passo
0060	M 10 x 10	1,5
4972	M 10 x 12	1,5
0376	M 10 x 14	1,5
0377	M 10 x 16	1,5
0186	M 10 x 20	1,5
0250	M 10 x 25	1,5
0417	M 12 x 1 x 12	1
0200	M 12 x 10	1,75
0260	M 12 x 12	1,75
0390	M 12 x 14	1,75
4973	M 12 x 16	1,75
0277	M 12 x 20	1,75
0257	M 12 x 25	1,75
0188	M 12 x 30	1,75
0074	M 14 x 1 x 6	1
0401	M 14 x 1,5 x 16	1,5
0082	M 14 x 10	2
0261	M 14 x 12	2
0068	M 14 x 14	2
4974	M 14 x 16	2
0493	M 16 x 1 x 12	1
0420	M 16 x 1 x 16	1
0404	M 16 x 1,5 x 12	1,5
0073	M 16 x 10	2
0070	M 16 x 12	2
0400	M 16 x 14	2
4975	M 16 x 16	2
0076	M 18 x 2 x 12	2
0075	M 18 x 2 x 17	2
4976	M 18 x 2 x 20	2
0259	M 20 x 2 x 17	2
4977	M 20 x 2 x 20	2
4978	M 24 x 2 x 20	2

VITI

VITI
SCREWS

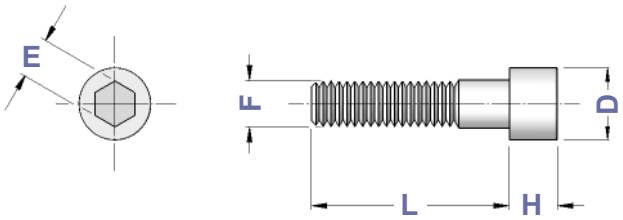

Art.	F	L	D	H	E	Passo
0201	M 3	8	5,5	3	2,5	0,5
0255	M 3	10	5,5	3	2,5	0,5
0203	M 4	10	7,0	4	3	0,7
0256	M 4	12	7,0	4	3	0,7
0205	M 5	12	8,5	5	4	0,8
7414	M 5	18	8,5	5	4	0,8
0484	M 6	10	10,0	6	5	1
0482	M 6	12	10,0	6	5	1
0206	M 6	14	10,0	6	5	1
0207	M 6	18	10,0	6	5	1
7447	M 6	20	8,5	4	4	1
0099	M 6	20	10,0	6	5	1
7415	M 6	25	10,0	6	5	1
0031	M 6	30	10,0	6	5	1
7400	M 6	35	10,0	6	5	1
7418	M 6	50	10,0	6	5	1
0035	M 6	55	10,0	6	5	1

segue

Art.	F	L	D	H	E	Passo
0297	M 8	12	13,0	8	6	1,25
0491	M 8	16	13,0	8	6	1,25
0023	M 8	20	13,0	8	6	1,25
0586	M 8	30	10,0	8	6	1,25
0533	M 8	30	13,0	8	6	1,25
7412	M10	20	16,0	10	8	1,5
7448	M10	30	13,0	10	8	1,5
0120	M10	30	16,0	10	8	1,5
7413	M10	35	16,0	10	8	1,5
7401	M10	45	13,5	10	8	1,5
7405	M10	45	16,0	10	8	1,5
0056	M10	50	16,0	10	8	1,5
0038	M10	70	16,0	10	8	1,5
0407	M12	25	18,0	12	10	1,75
7410	M12	30	18,0	12	10	1,75
7402	M12	35	17,0	12	8	1,75
7403	M12	35	18,0	12	10	1,75
7416	M12	45	18,0	12	10	1,75
0177	M12	50	18,0	12	10	1,75
7455	M12	55	17,0	12	10	1,75
7406	M12	55	18,0	12	10	1,75
0040	M12	70	18,0	12	10	1,75
0055	M12	85	18,0	12	10	1,75
7404	M16	40	20,0	16	10	2
7407	M16	40	21,5	16	14	2
7450	M16	40	24,0	16	14	2
7411	M16	45	21,5	9	12	2
7409	M16	60	20,5	16	14	2
0179	M16	60	21,5	9	12	2
7451	M16	60	24,0	16	14	2
0042	M16	80	20,5	16	14	2
7408	M20	55	30,0	20	17	2,5
7417	M24	60	36,0	13	17	3
0254	M24	90	36,0	13	17	3

RIDUTTORI

RIDUTTORI
REDUCTIONS

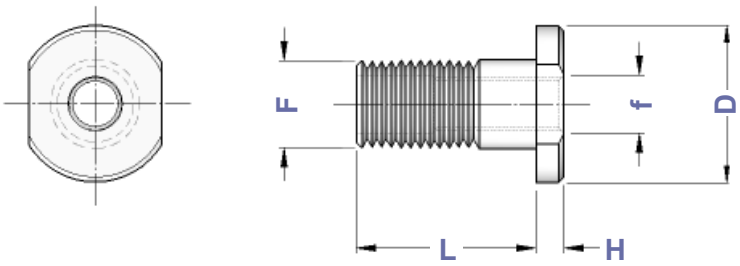

Art.	F	f	L	H	D
0276	M10	M 6	19	3	14
0130	M12	M 6	25	3	19
0129	M16	M10	27	3	25
0131	M20	M12	37	6	35

GRANI

GRANI DI REGOLAZIONE E DI FISSAGGIO
SETTING AND LOCKING SCREWS

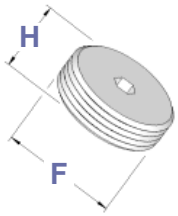

Art.	F x H	Passo
0190	M 18 x 1,5 x 8	1,5
0191	M 22 x 1,5 x 8	1,5
0195	M 27 x 1,5 x 8	1,5

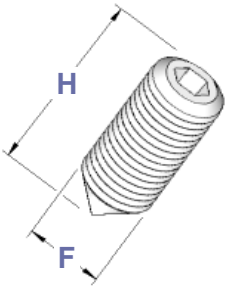

Art.	F x H	Passo
0510	M 4 x 4	0,7
0015	M 4 x 14	0,7
0513	M 5 x 5	0,8
0529	M 5 x 6	0,8
0016	M 5 x 10	0,8
0036	M 5 x 16	0,8
0531	M 6 x 6	1
0557	M 6 x 10	1
0037	M 8 x 8	1,25

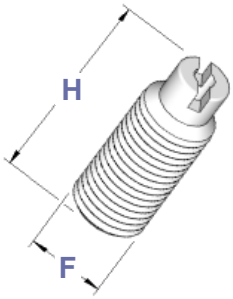

Art.	F x H	Passo
0233	M 5 x 16	0,8
0235	M 6 x 16	1
0238	M 8 x 20	1,25
0240	M 10 x 25	1,5
0245	M 12 x 30	1,75
0212	M 20 x 20	2,5
0247	M 20 x 30	2,5

UGELLI

UGELLI E PROLUNGHE
NOOZLES AND EXTENSIONS

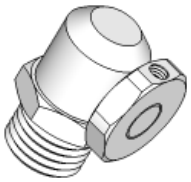

Potete trovare la gamma completa di ugelli e prolunghe a pag. 263

You can find the complete range of noozles and extentions on page 263

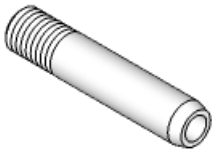

APPARECCHI PNEUMATICI CHIUDIPINZA

PNEUMATIC COLLET CHUCKS

Art.	PRESA MAX	L	D	H	S	Kg. a 5 bar	Kg. a 7 bar	Pinza
2221	ø 12,5	132	105	54	84	250	350	0722 - 120 E
2222	ø 18,0	152	130	67	90	410	570	0705 - 140 E
2223	ø 24,0	152	130	67	90	410	570	0713 - 148 E
2224	ø 26,0	170	152	77	97	600	840	0701 - 161 E
2226	ø 42,0	180	165	85	117	700	980	0709 - 173 E

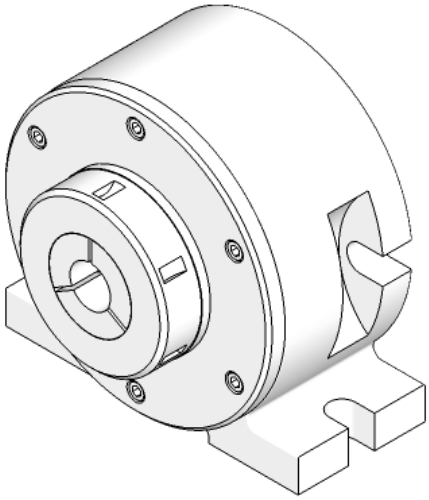

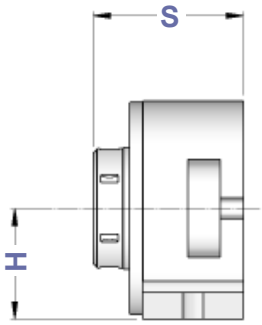

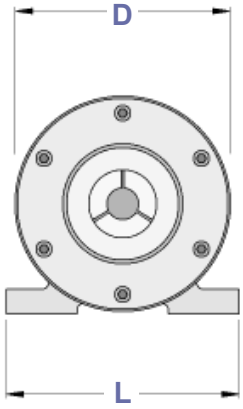

DIVISORI PNEUMATICI CHIUDIPINZA

PNEUMATIC INDEXING FIXTURES COLLET CHUCKS

Art.	PRESA MAX	L	D	C	B	S	Kg. a 5 bar	Kg. a 7 bar	Set. Dentato	Cric. Trasc.	Pinza
2195	ø 18,0	300	200	155	55	110	410	570	2875	2879	0705 - 140 E
2196	ø 42,0	420	260	230	80	150	700	980	2884	2888	0709 - 173 E

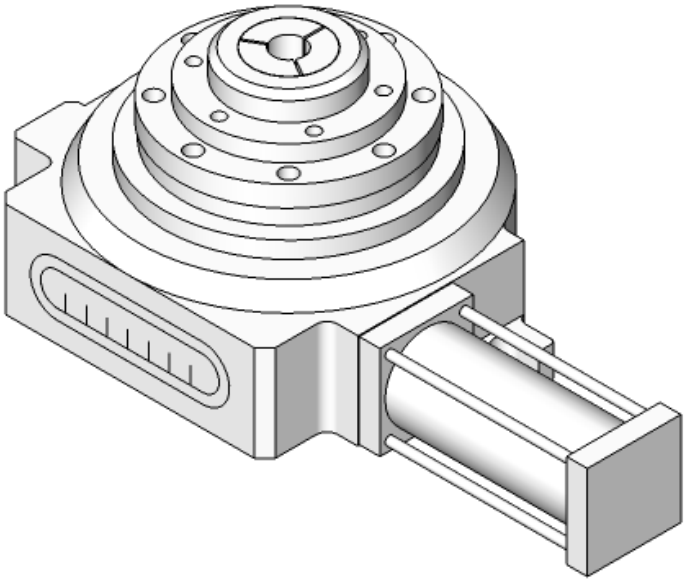

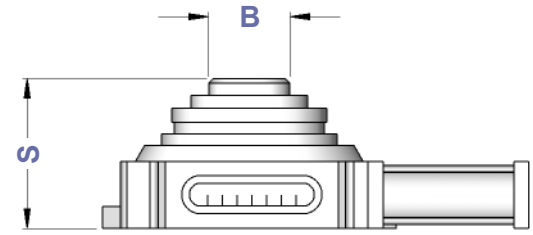

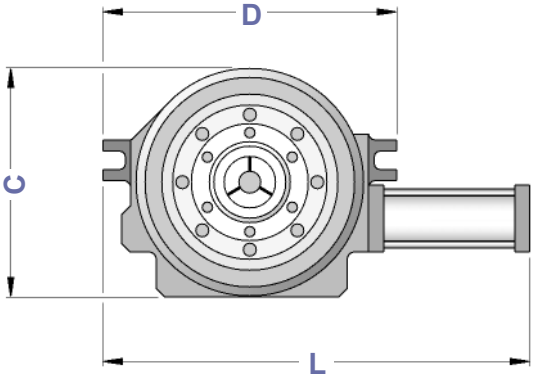

INDICE DELLE PINZE
INDEX OF COLLETS

PINZE ER - DIN 6499
DIN 6499 - ER COLLETS

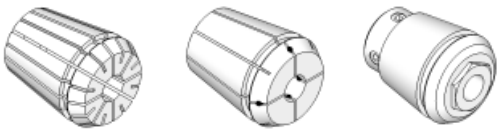

Programma completo da pagina **9**

PINZE TS
TS COLLETS

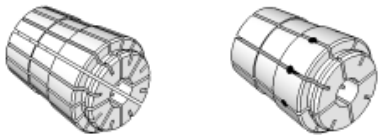

Programma completo a pagina **26**

PINZE EOC - DIN 6388
EOC COLLETS - DIN 6388

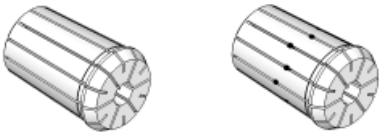

Programma completo da pagina **28**

PINZE CILINDRICHE
CYLINDRICAL COLLETS

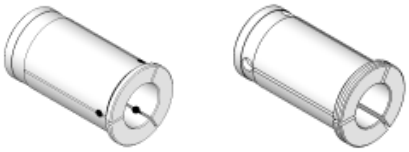

Programma completo a pagina **31**

PINZE CONO MORSE
MORSE TAPER COLLETS

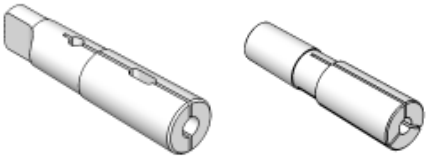

Programma completo a pagina **55**

BRIDGEPORT R8
BRIDGEPORT R8 COLLETS

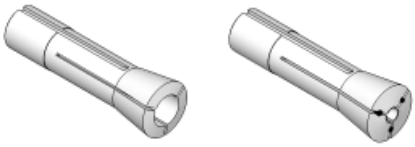

Programma completo a pagina **70**

PINZE PER TORNIO
COLLETS FOR LATHE

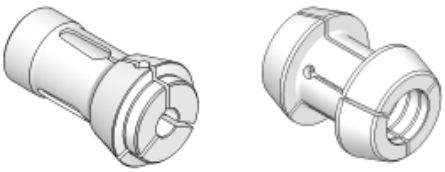

Programma completo da pagina **202**

TESTE DI CHIUSURA
CLAMPING HEADS

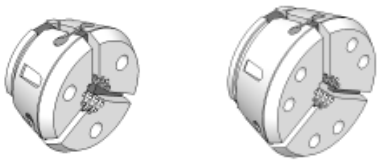

Programma completo a pagina **204**

PINZE DI AVANZAMENTO
FEED FINGERS

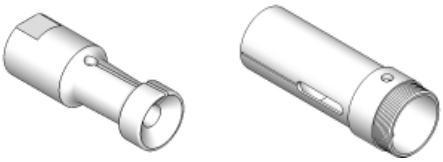

Programma completo da pagina **204**

BUSSOLE CON METALLO DURO
SLEEVES WITH SOLID CARBIDE

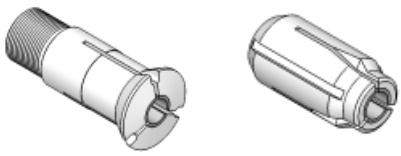

Programma completo a pagina **211**

ALTRE PINZE PORTAUTENSILI
OTHER TOOL COLLETS

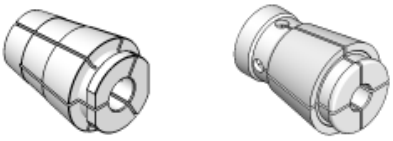

Programma completo da pagina **212**

PINZE TIPO "DA" E "TG"
"DA" AND "TG" TYPE COLLETS

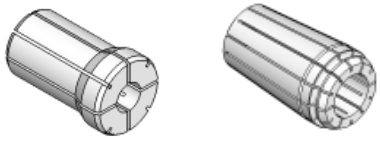

Programma completo a pagina **213**

ESECUZIONI DEGLI INTERNI NELLE PINZE TONDE

BORE EXECUTIONS

PINZA TONDA CON INTERNO RIGATO
a partire da ø 8 mm

GROOVED INSIDE ROUND COLLET
starting from ø 8 mm

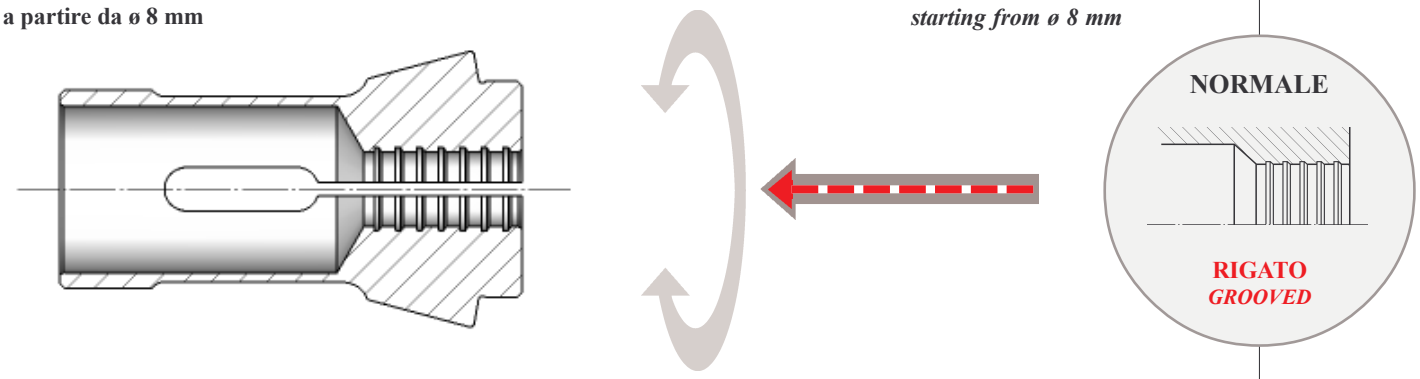

Caratteristica: **Tenuta assiale in foratura**
Esempio di Ordinazione ⇨ Pinza Tonda Rigata = Art. 0709

Characteristic: ***Drilling Axial seal***
Example for Order ⇨ 173E Grooved = Art. 0709

PINZA TONDA CON INTERNO QUADRETTATO
a partire da ø 8 mm

SERRATED INSIDE ROUND COLLET
starting from ø 8 mm

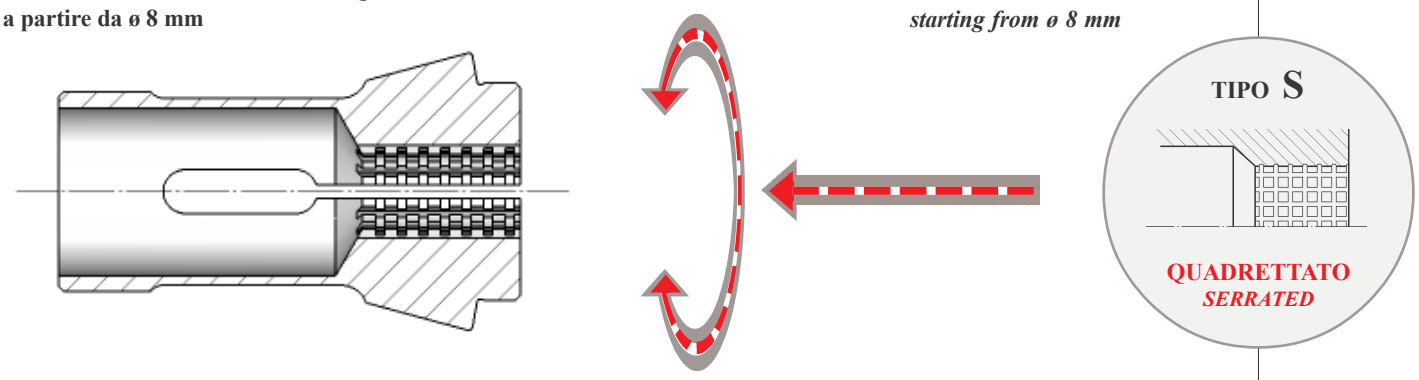

Caratteristica: **Tenuta assiale in foratura + tenuta in rotazione come momento torcente**
Esempio di Ordinazione ⇨ Pinza Tonda Quadrettata = Art. 0709 **S**

Characteristic: ***Drilling Axial seal + rotatory seal as twisting moment***
Example for Order ⇨ 173E Serrated = Art. 0709 ***S***

PINZA TONDA
CON INTERNO LISCIO

SMOOTH INSIDE ROUND COLLET

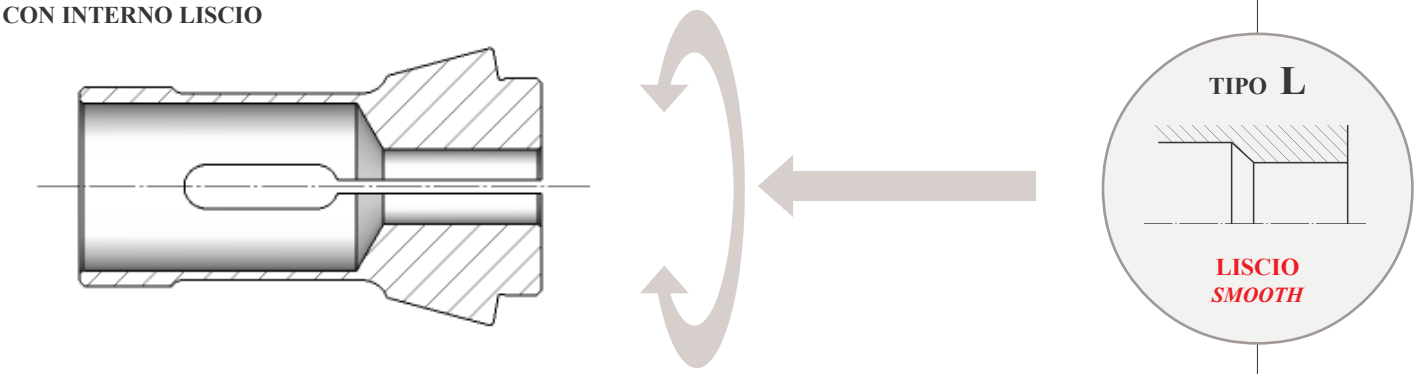

Caratteristica: **Adatta per il bloccaggio di diametri finiti: non segna la superficie del materiale**
Esempio di Ordinazione ⇨ Pinza Tonda Liscia = Art. 0709 **L**

Characteristic: ***Suitable to lock finished diameter: doesn't score material surface***
Example for Order ⇨ 173E Smooth = Art. 0709 ***L***

PINZE DI CHIUSURA A CONO SEMPLICE

SINGLE CONE CLAMPING COLLETS

DIN 6343

Tonda *Round* Art.	Esagonale *Hexagonal* Art.	Quadra *Square* Art.	A	B	L	a	∅ max	⬡ max	⬚ max	Einheits
1072	—	—	6,0	10,0	30,0	15°	4,5	—	—	**100E**
5293	—	—	7,0	10,7	26,0	15°	5,0	—	—	**1020E**
0721	—	—	8,0	12,0	42,0	16°	6,5	—	—	**101E**
0725	**0949**	**5000**	10,0	15,5	47,5	20°	8,0	6,0	5,0	**109E**
5232	—	—	10,0	16,0	43,0	15°	7,0	—	—	**110E**
0347	—	—	12,0	14,5	21,0	16°	8,0	—	—	—
0749	—	—	12,0	17,0	27,0	20°	10,0	—	—	—
1132	—	—	12,0	18,0	64,0	16°	10,0	8,0	7,0	—
0940	**0941**	**0943**	13,0	19,0	64,0	16°	10,0	8,0	7,0	**116E**
0740	**0741**	**0742**	14,0	18,0	46,0	13°	10,0	9,0	8,0	**117E**
0730	—	—	15,0	19,2	24,0	15°	12,0	—	—	—
0722	**0723**	**0724**	15,0	21,0	64,0	16°	12,0	10,0	9,0	**120E**
5308	**5309**	**5310**	15,0	22,0	47,0	20°	11,0	9,0	8,0	**121E**
0913	**0914**	**0915**	16,0	22,0	55,0	15°	12,5	11,0	9,0	**123E**
0813	—	—	17,5	22,0	51,0	15°	14,0	10,0	8,0	**125E**
5034	**5577**	—	18,0	24,0	64,0	16°	14,0	12,0	10,0	**1248E**
0867	**0868**	**0869**	18,0	25,0	67,0	15°	13,0	10,0	9,0	**127E**
0731	—	—	20,0	25,2	28,0	15°	18,0	—	—	—
0954	**0955**	**0956**	20,0	26,0	54,0	15°	16,0	12,0	10,0	**136E**
5299	**5300**	**5301**	20,0	27,5	60,0	15°	17,0	15,0	12,0	**1299E**
0937	**0938**	**0939**	20,0	28,0	67,0	16°	16,0	14,0	11,0	**138E**
0743	**0744**	**0745**	22,0	28,0	67,0	13°	16,0	14,0	12,0	**139E**
0705	**0707**	**0706**	22,0	30,0	55,0	15°	18,0	14,0	13,0	**140E**
5302	**5303**	**5304**	22,0	32,0	66,0	16°	17,0	14,0	12,0	**1323E**
0732	—	—	25,0	30,0	34,0	15°	20,0	17,0	14,0	—
0671	**0672**	**0673**	25,0	31,0	54,0	15°	21,0	18,0	15,0	**143E**
0846	**0847**	**0848**	25,0	34,0	65,0	15°	20,0	17,0	14,0	**144E**
0717	**0719**	**0718**	25,0	35,0	77,0	16°	20,0	18,0	15,0	**145E**
0746	**0747**	**0748**	26,0	32,0	67,0	13°	20,0	18,0	15,0	**146E**
0901	**0902**	**0903**	27,0	38,0	72,7	15°	22,0	20,0	16,0	**147E**
0713	**0715**	**0714**	28,0	38,0	70,0	15°	23,0	20,0	17,0	**148E**
0931	**0932**	**0933**	30,0	38,0	65,0	15°	26,0	22,0	18,0	**1446E**
0727	**0728**	**0729**	30,0	42,0	80,0	16°	25,0	23,0	19,0	**157E**
5305	**5306**	**5307**	32,0	40,0	65,0	15°	26,0	23,0	19,0	**1473E**
5435	—	—	32,0	42,0	80,0	15°	28,0	22,0	18,0	—
0701	**0703**	**0702**	32,0	45,0	75,0	15°	26,0	24,0	20,0	**161E**
0615	**0616**	**0617**	35,0	43,0	70,0	15°	25,0	24,0	20,0	**162E**
0764	**0766**	**0765**	35,0	48,0	80,0	15°	30,0	27,0	22,0	**163E**
0827	**0828**	**0830**	36,0	48,0	90,0	15°	30,0	27,0	22,0	—
0970	**0972**	**0973**	37,0	47,0	92,0	16°	32,0	27,0	22,0	**1536E**
0837	**0839**	**0838**	38,0	50,3	86,0	15°	32,0	28,0	25,0	—
0919	**0920**	**0921**	38,1	49,0	107,5	15°	32,0	27,0	22,0	**164E**
0861	**0862**	**0863**	42,0	55,0	94,0	15°	37,0	32,0	26,0	**171E**
0709	**0711**	**0710**	48,0	60,0	94,0	15°	42,0	38,0	30,0	**173E**
0666	**0667**	**0668**	52,0	63,0	92,0	15°	46,0	38,0	32,0	—
2424	**2425**	**2426**	58,0	70,0	94,0	15°	52,0	45,0	36,0	**177E**
0859	**0870**	**0872**	60,0	72,0	102,0	15°	52,0	46,0	36,0	—
0759	**0760**	**0761**	66,0	84,0	110,0	15°	60,0	52,0	42,0	**185E**
0647	**0648**	**0649**	80,0	98,0	115,0	15°	70,0	62,0	50,0	—
0826	**0829**	**0831**	88,0	106,0	115,0	15°	80,0	68,0	56,0	**190E**
0851	**0852**	**0853**	90,0	107,0	130,0	15°	80,0	68,0	56,0	**193E**
0681	**0683**	**0684**	95,0	117,0	125,0	15°	80,0	68,0	56,0	—
0959	**0962**	**0964**	115,0	135,0	140,0	15°	100,0	86,0	70,0	—

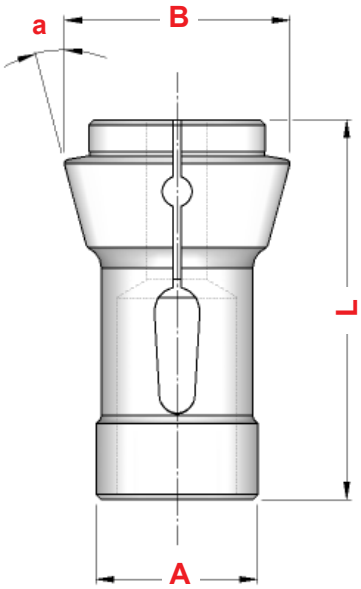

PINZE DI CHIUSURA A DOPPIO CONO
DOUBLE CONE CLAMPING COLLETS

Tonda *Round* Art.	Esagonale *Hexagonal* Art.	Quadra *Square* Art.	B	L	E	a	∅ max	∅ max	⊠ max
0843	**0844**	**0845**	26,0	55	18,0	25°	15,0	13,0	11,0
5337	**5338**	**5339**	34,0	56	27,0	17° 30'	26,0	22,0	18,0
0704	**0696**	**0697**	34,5	74	28,0	25°	26,0	22,0	18,0
0916	**0917**	**0918**	40,5	75	33,0	25°	30,0	25,0	21,0
0883	**0884**	**0885**	42,0	82	37,5	17°	30,0	27,0	21,0
0753	**0754**	**0755**	50,0	80	39,0	20°	36,0	32,0	25,0
0739	**0757**	**0758**	60,0	80	49,0	17°	45,0	40,0	30,0
0756	**0762**	**0763**	71,6	100	60,0	17°	55,0	46,0	38,0
0854	**0855**	**0856**	70,0	80	60,0	16°	52,0	45,0	35,0
0822	**0824**	**0825**	81,0	90	70,0	17°	60,0	52,0	40,0
0927	**0928**	**5053**	91,0	100	80,0	17°	70,0	62,0	50,0
0892	**0894**	**0899**	108,0	105	95,0	17°	80,0	68,0	56,0
0934	**0944**	**0946**	130,0	120	115,0	17°	100,0	86,0	70,0

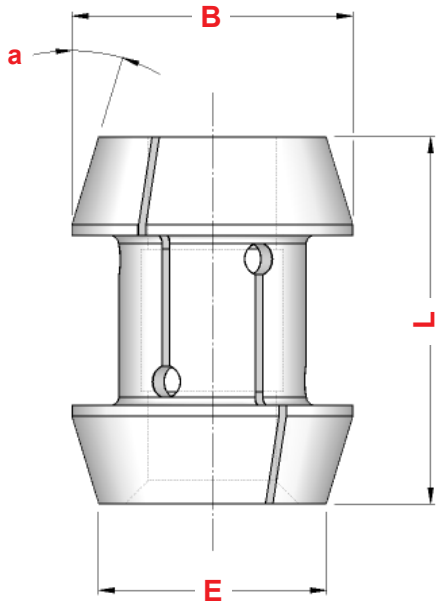

TESTE DI SERRAGGIO AD INNESTO FRONTALE
FRONT LOCK CLAMPING HEADS

TSH

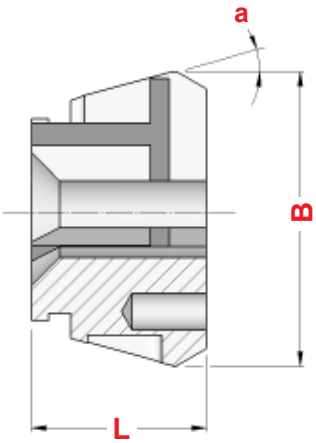

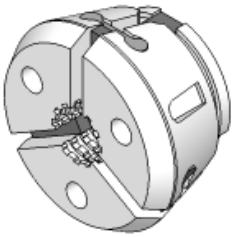

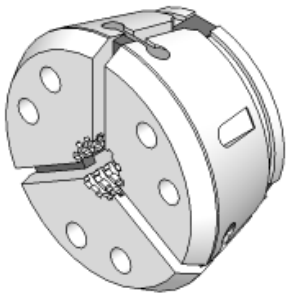

Tipo	Tonda *Round* Art.	Esagonale *Hexagonal* Art.	Quadra *Square* Art.	B	L	a	∅ LISCIO *SMOOTH*	∅ RIGATO *GROOVED*	∅ QUADRETTATO *SERRATED*	∅ max	⊠ max	Einheits
TSH.32 G	**2090**	——	——	57,8	44	12°	6 ÷ 32	——	——	——	——	**771E**
TSH.32	**2091**	**2092**	**2097**	57,8	47	12°	6 ÷ 7	8 ÷ 11	12 ÷ 32	27,0	22,0	**772E**
TSH.42 G	**2173**	——	——	79,3	42	15°	6 ÷ 42	——	——	——	——	**781E**
TSH.42	**2174**	**2175**	**2646**	79,3	47	15°	6 ÷ 7	8 ÷ 11	12 ÷ 42	36,0	30,0	**782E**
TSH.52	**2203**	**2204**	**2205**	79,3	46	15°	6 ÷ 52	8 ÷ 11	12 ÷ 52	45,0	36,0	**783E**
TSH.65 G	**2321**	——	——	99,5	53	15°	6 ÷ 65	——	——	——	——	**787E**
TSH.65	**2322**	**2323**	**2383**	99,5	58	15°	6 ÷ 7	8 ÷ 11	12 ÷ 65	56,0	46,0	**788E**
TSH.80	**2647**	**2648**	**2649**	114,5	53	15°	6 ÷ 80	8 ÷ 11	12 ÷ 80	68,0	56,0	**791E**
TSH.100	**2651**	**2652**	**2653**	144,5	59	15°	42 ÷ 100	——	42 ÷ 100	86,0	70,0	**797E**

CONTROPINZE DI AVANZAMENTO
FEED FINGERS

DIN 6344

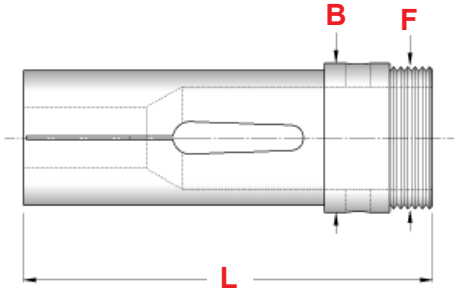

Tonda *Round* Art.	Esagonale *Hexagonal* Art.	Quadra *Square* Art.	B	L	F	∅ max	∅ max	⊡ max	Einheits
0603	**0604**	**0605**	18	70	M 16 x 1	12,0	11,0	9,0	**207E**
0874	**0875**	**0876**	24	85	M 22 x 1	19,0	17,0	12,0	**220E**
0905	**0906**	**5243**	30	95	M 28 x 1	25,0	22,0	17,0	**236E**
0612	**0613**	**0614**	31	90	M 29 x 1	25,0	22,0	19,0	**237E**
0877	**0878**	**0879**	42	116	M 40 x 1	36,0	32,0	26,0	**254E**
0922	**0923**	**0924**	46	123	M 43 x 0,75 SX	40,0	34,0	28,0	**258S**
0880	**0881**	**0882**	60	140	M 58 x 1	52,0	45,0	36,0	**273E**

RIDUTTORE
REDUCTION

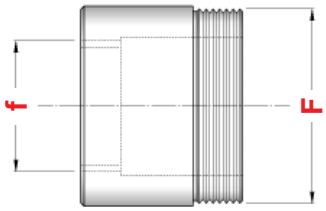

Art.	Tipo	F	f
2749	INDEX 25 riduzione a INDEX 18	M 29 x 1	M 22 x 1
2750	INDEX 36/B42 riduzione a INDEX 24/B30	M 40 x 1	M 28 x 1
2751	INDEX 36/B42 riduzione a INDEX 25	M 40 x 1	M 29 x 1
2761	INDEX 52/B60 riduzione a INDEX 36/B42	M 58 x 1	M 40 x 1

CONTROPINZE DI AVANZAMENTO PER MANDATA ESTERNA
EXTERNAL FEED FINGERS

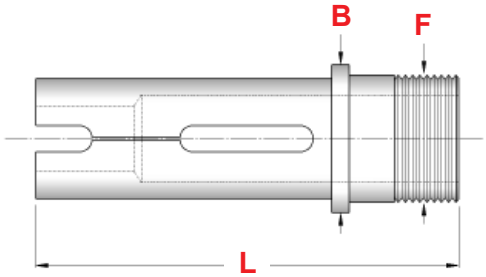

Tonda *Round* Art.	Esagonale *Hexagonal* Art.	Quadra *Square* Art.	B	L	F	∅ max	∅ max	⊡ max	Einheits
0905L	**0906L**	**5243L**	42	120	M 36 x 1,5	30,0	26,0	21,0	**242E**
0877L	**0878L**	**0879L**	56	138	M 50 x 1,5	42,0	36,0	29,0	**259E**
0880L	**0881L**	**0882L**	75	138	M 68 x 1,5	60,0	52,0	42,0	**278E**

Tonda
Round

PINZE per CARICATORI CUCCHI

CLAMPING SLEEVES FOR CUCCHI BAR-FEEDERS

Art.	A	L	∅ min	∅ max	F destro
0600	10,0	50	2	8,5	M 6 x 0,75 **DX**
0601	12,0	52	2	10,5	M 7 x 0,75 **DX**
0925	14,0	52	2	12,5	M 8 x 1 **DX**
0174	15,0	52	2	13,5	M 8 x 1 **DX**
0553	16,0	52	4	14,0	M 8 x 1 **DX**
0591	20,0	59	3	18,0	M 10 x 1 **DX**
	22,0	59	19	20,0	
0893	25,0	59	4	23,0	M 14 x 1 **DX**
1049	30,0	65	10	28,0	M 18 x 1,5 **DX**
0904	40,0	70	6	37,0	M 25 x 1,5 **DX**
	42,0	70	38	39,0	
0935	46,0	72	37	42,0	M 25 x 1,5 **DX**
0945	60,0	80	30	55,0	M 25 x 1,5 **DX**
0708	65,0	80	55	60,0	M 25 x 1,5 **DX**
	69,5	80	61	65,0	
	75,0	80	66	70,0	

Art.	A	L	∅ min	∅ max	F sinistro
0607	19,0	60	4	16,0	M 10 x 1 **SX**
	20,0	60	17	18,0	
0621	23,0	60	4	20,0	M 14 x 1 **SX**
	25,0	60	21	23,0	
0632	29,0	65	4	26,0	M 18 x 1,5 **SX**
0646	35,0	70	14	33,0	M 18 x 1,5 **SX**
0653	37,0	70	10	34,0	M 25 x 1,5 **SX**
	39,0	70	35	36,0	
	41,0	70	37	39,0	
0654	47,0	70	14	43,0	M 30 x 1,5 **SX**
	49,0	70	44	45,0	
0690	59,0	80	30	55,0	M 30 x 1,5 **SX**

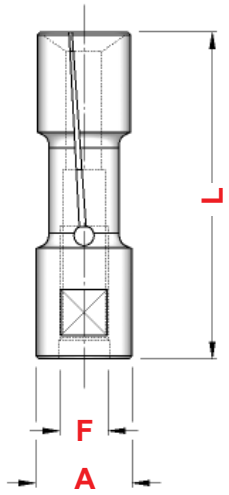

GRUPPI ROTANTI

ROTARY SETS

Art.	D	L	F destro	f destro
1539	10,0	107	M 7 x 1 **DX**	M 6 x 0,75 **DX**
1540	12,0	107	M 8 x 1,25 **DX**	M 7 x 0,75 **DX**
2199	14,0	107	M 10 x 1,5 **DX**	M 8 x 1 **DX**
2200	16,0	107	M 10 x 1,5 **DX**	M 8 x 1 **DX**
1541	19,0	118	M 12 x 1,75 **DX**	M 10 x 1 **DX**
1543	25,0	118	M 20 x 1,5 **DX**	M 14 x 1 **DX**
1544	30,0	123	M 24 x 1,5 **DX**	M 18 x 1,5 **DX**
1545	40,0	61	M 28 x 1,5 **DX**	M 25 x 1,5 **DX**

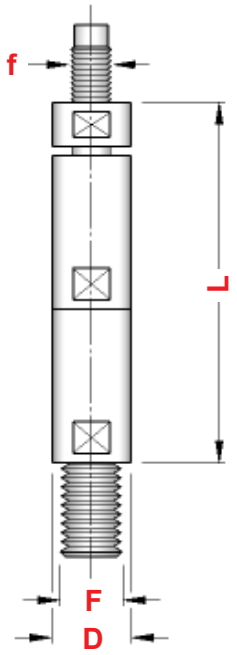

FORNIBILI ANCHE NELLA VERSIONE CON FILETTO SINISTRO

AVAILABLE ALSO IN LEFT THREAD VERSION

Tonda
Round

PINZE per CARICATORI IEMCA

CLAMPING SLEEVES FOR IEMCA BAR-FEEDERS

Art.	A	L	∅ min	∅ max	F destro
0594	7,5	40	2	6,5	M 5 x 0,5 **DX**
0897	10,0	40	2	8,5	M 6 x 0,75 **DX**
0593	12,0	42	2	10,5	M 7 x 0,75 **DX**
0592	15,0	42	2	13,5	M 8 x 1 **DX**
0929	16,0	42	3	14,0	M 8 x 1 **DX**
0591	20,0	59	3	18,0	M 10 x 1 **DX**
	22,0	59	19	20,0	
0891	25,0	59	4	23,0	M 10 x 1 **DX**
0823	30,0	65	8	28,0	M 10 x 1 **DX**
	32,0	65	29	30,0	
0904	40,0	70	6	37,0	M 25 x 1,5 **DX**
	42,0	70	38	39,0	
0935	46,0	72	37	42,0	M 25 x 1,5 **DX**
0945	60,0	80	30	55,0	M 25 x 1,5 **DX**
0708	65,0	80	55	60,0	M 25 x 1,5 **DX**
	69,5	80	61	65,0	
	75,0	80	66	70,0	

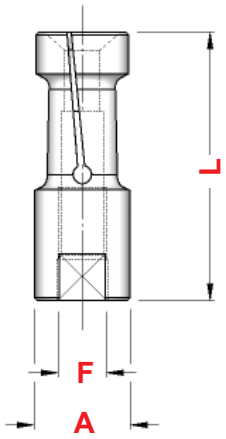

RIDUTTORE

REDUCTION

Art.	D	L	F destro	f destro	E
1260	30,0	72	M 25 x 1,5 **DX**	M 10 x 1 **DX**	18

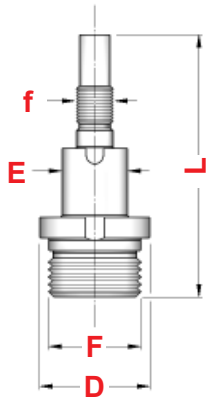

GRUPPI ROTANTI

ROTARY SETS

Art.	D	L	F destro	f destro
2621	7,5	126	M 6 x 0,75 **DX**	M 5 x 0,5 **DX**
2622	10,0	113	M 8 x 1 **DX**	M 6 x 0,75 **DX**
2623	12,0	116	M 10 x 1 **DX**	M 7 x 0,75 **DX**
2624	15,0	121	M 12 x 1,5 **DX**	M 8 x 1 **DX**
2625	20,0	133	M 14 x 1,5 **DX**	M 10 x 1 **DX**
2626	25,0	133	M 14 x 1,5 **DX**	M 10 x 1 **DX**
2627	30,0	135	M 14 x 1,5 **DX**	M 10 x 1 **DX**

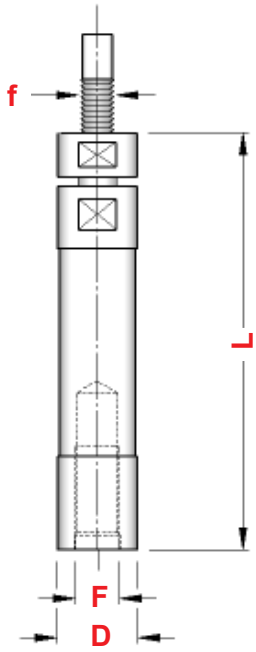

ALTRE PINZE per CARICATORE

OTHER CLAMPING SLEEVES FOR BAR-FEEDER

Tonda *Round* ∅ Art.	D	L	f	∅ min	∅ max	Einheits
1308	5,0	37	M 4	1,5	4,0	**200E**
1309	6,0	30	M 4	1,5	4,5	——
1386	7,0	30	M 4	2,0	5,0	——
1387	7,0	37	M 5	2,0	5,5	**208E**
1388	10,0	30	M 5	2,0	8,0	——
1415	12,0	30	M 6	3,0	9,5	——
1446	12,5	30	M 6	9,5	10,5	——
1470	16,5	35	M 8	4,0	14,5	——

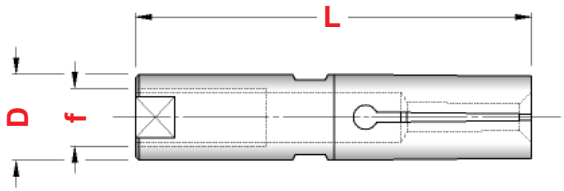

Tonda *Round* ∅ Art.	D	L	d	B	l	∅ min	∅ max	Einheits
1647	10	40	7 - H7	4,1	6	2,0	8,0	**210E**
1663	12	40	8 - H7	4,1	6	3,0	10,0	**212E**
1676	15	40	11 - H7	6,1	6	2,0	13,0	**203E**
1744	18	40	11 - H7	6,1	6	3,0	16,0	**203E-18**
1861	20	65	14 - H7	8,1	7	4,0	18,0	**225E**
1863	25	65	20 - H7	8,1	7	4,0	23,0	**222E**
1869	32	65	20 - H7	8,1	7	8,0	30,0	——

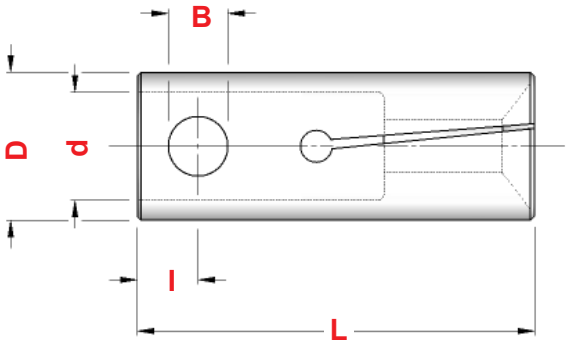

Tonda *Round* ∅ Art.	D	L	d	∅ min	∅ max	Einheits
1512	25	90	20 - H7	3,0	22,0	**2292E**
1549	32	90	20 - H7	4,0	30,0	**2422E**
1566	36	90	20 - H7	5,0	33,0	**2490E**

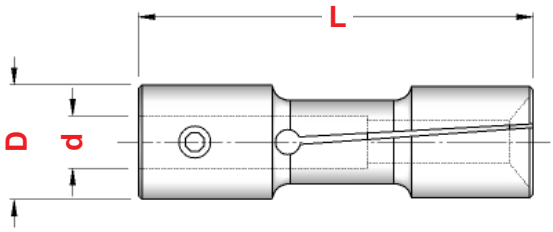

PINZE TIRATE CON FILETTO ESTERNO
DRAWBACK COLLETS WITH EXTERNAL THREAD

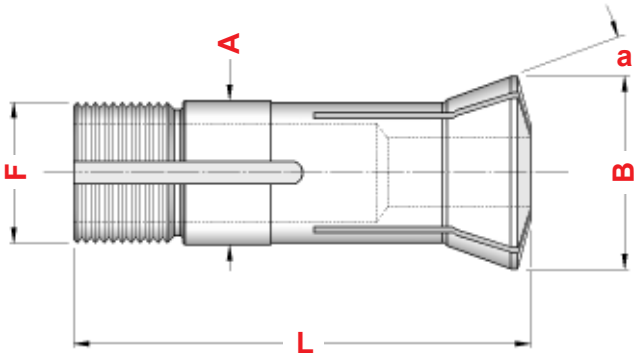

Tonda *Round* Art.	Esagonale *Hexagonal* Art.	Quadra *Square* Art.	A	B	L	a	F	∅ max	W	Einheits
0958	——	——	6,0	10,5	31,0	20°	5,00 x 36 f " 55°	6,0	——	**304E**
0965	——	——	8,0	13,0	35,5	20°	6,82 x 0,62 55°	8,0	——	**302E**
4010	——	——	10,0	14,0	43,6	15°	9,83 x 0,83 45/5°	7,0	**W10**	**314E**
0948	——	——	12,0	16,0	46,0	15°	11,75 x 1,25 45/5°	10,0	**W12**	**318E**
0693	**0694**	**0695**	13,0	16,0	41,5	15°	M 12,5 x 0,75	10,0	——	——
4011	——	——	15,0	20,2	58,3	15°	14,75 x 1,25 45/5°	12,0	**W15**	**3213E**
0750	——	——	15,0	21,5	55,0	20°	M 13 x 1,00	13,0	——	**324E**
0800	——	——	20,0	26,3	73,0	15°	19,70 x 1,66 45/5°	20,0	**W20**	**349E**
0966	——	——	20,0	28,0	122,0	17°30'	19,70 x 2,00 45/5°	20,0	——	**355E**
0644	——	——	25,0	33,5	87,0	16°	M 23 x 1,50	22,0	——	——
0751	——	——	25,0	33,5	88,0	16°	M 23 x 1,00	22,0	——	**363E**
0674	——	——	25,0	33,7	97,6	15°	24,70 x 15 f " 45/5°	25,0	**W25**	**364E**
0834	**0835**	**0836**	27,0	30,0	57,5	12°	M 24 x 1,00	20,0	——	——
5522	**5530**	**5580**	31,75	37,3	87,0	10°03'	31,40 x 20 f " 60°	26,0	**W 31,75**	**385E**
0597	**0598**	**0599**	35,0	44,0	103,0	20°	M 32 x 1,50	26,0	——	——
0733	**0734**	**0735**	40,0	55,0	117,0	20°	35,00 x 1,55 45/5°	30,0	——	——

PINZE TIRATE CON FILETTO ESTERNO ED INTERNO
DRAWBACK COLLETS WITH EXTERNAL AND INTERNAL THREAD

5 C

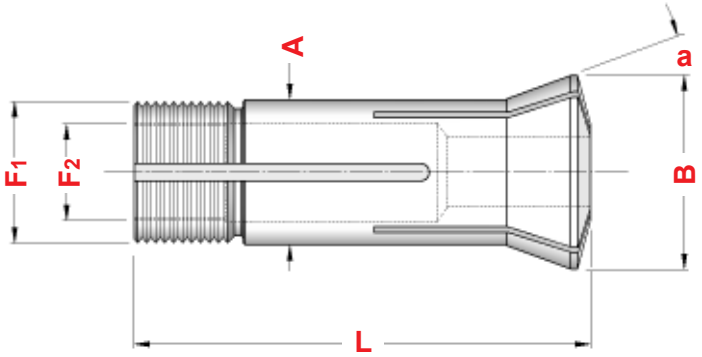

Tonda *Round* Art.	A	B	L	a	F1	F2	∅max	Tipo
5523	31,75	37,3	87,0	10°03'	31,4 x 20 f " 60°	26,59 x 24 f "	26,0	**5C**

PINZE PER ROTANTI
COLLETS FOR ROTARIES

Tonda *Round*	Esagonale *Hexagonal*	Quadra *Square*			
Art.	Art.	Art.	A	L	a
0957	**0832**	**0833**	16	35	19°
0950	**0951**	**0952**	32	45	19°

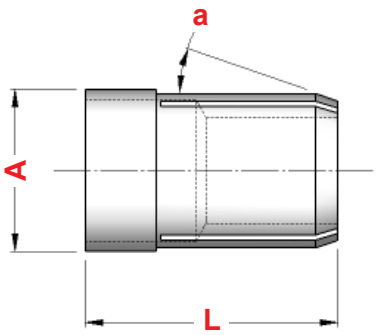

APPARECCHI GIREVOLI
SWIVEL DEVICES

STROHM

Art.	D	Tipo	Pinza
0061	40	STROHM 125	0957
0062	68	STROHM 205	0950
0063	68	STROHM 255	0950

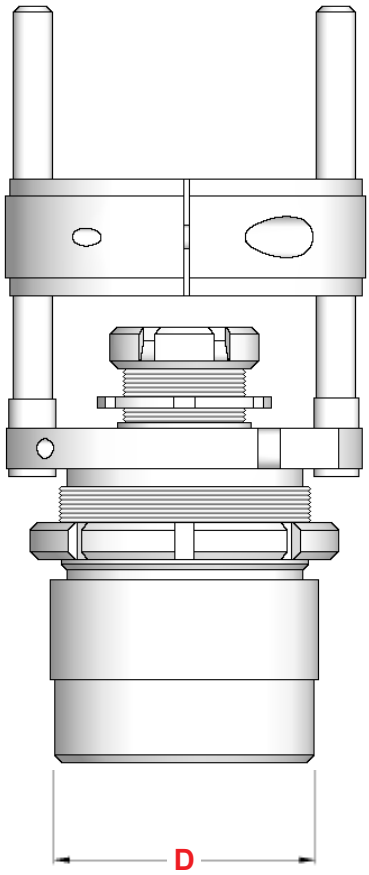

BECHLER

Art.	D	Tipo	Pinza
0065	34	BECHLER 10	0693
0066	56	BECHLER 20	0834

BUSSOLE GUIDA BARRA REGISTRABILI IN METALLO DURO - TIPO TIRATO

EXTERNAL THREAD ADJUSTABLE GUIDE BUSHINGS WITH SOLID CARBIDE

Tonda *Round* ⌀ Art.	A	L	B	a	F
0698	9	44,0	12,5	16°	M 8 x 0,75
0655	12	50,0	16,0	16°	M10 x 0,75
0686	12	50,0	15,0	30°	M12 x 1,00
0909	16	59,0	20,5	16°	M14 x 1,00
0687	18	60,0	21,8	30°	M16 x 1,00
0688	20	55,0	25,0	30°	M20 x 1,00
0799	22	68,0	29,0	16°	M19 x 1,00
0926	22	68,0	29,0	16°	M22 x 1,00
4040	24	61,0	30,0	30°	M24 x 1,00
0602	28	81,0	38,0	30°	M25 x 1,00
0699	28	82,0	34,0	16°	M25 x 1,00
0803	32	71,0	40,0	30°	M32 x 1,00
0812	34	87,5	41,0	10°	M34 x 1,00
0689	40	71,0	48,0	30°	M40 x 1,00
0930	42	82,0	49,0	16°	M40 x 1,00

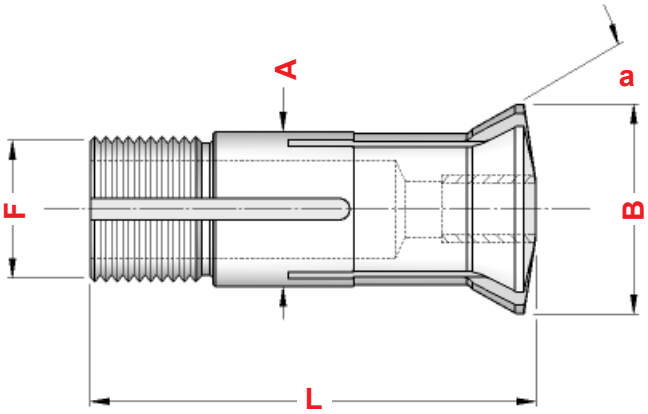

BUSSOLE GUIDA BARRA REGISTRABILI IN METALLO DURO - TIPO SPINTO

PUSH ADJUSTABLE GUIDE BUSHINGS WITH SOLID CARBIDE

Tonda *Round* ⌀ Art.	A	L	a	b
0691	16	40	30°	30°
0692	20	40	30°	30°
0887	30	60	29°	29°
0888	34	60	29°	29°

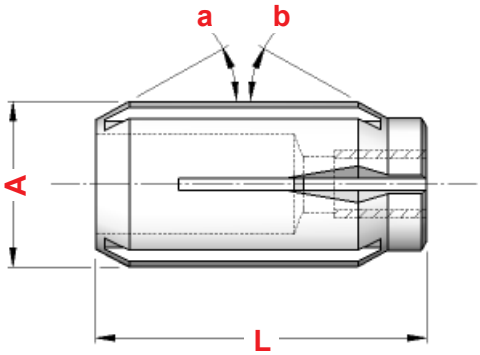

BUSSOLE GUIDA BARRA IN METALLO DURO - TIPO FISSO

FIXED GUIDE BUSHINGS WITH SOLID CARBIDE

Tonda *Round* ⌀ Art.	A	L
4028	13	30
0677	15	30
0678	16	30
0679	20	30
0680	25	35
0682	32	45

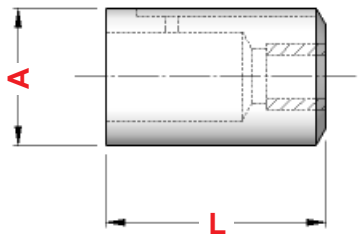

PINZE PORTA UTENSILI - TIPO "DA"

TOOL COLLETS - "DA" TYPE

DA

Art.	Tipo	B	L	CAPACITA'	ESPANSIONE	Einheits
5118	DA. 300	9,5	25,4	1 ÷ 6,5	0,5	**416E**
5119	DA. 200	13,6	30,3	1 ÷ 10,0	0,5	**417E**
5120	DA. 100	19,4	36,7	1 ÷ 15,0	0,5	**418E**
5121	DA. 180	26,2	41,6	1 ÷ 20,0	0,5	**419E**
5129	DA. 400	36,9	51,0	6 ÷ 25,5	0,5	**465E**

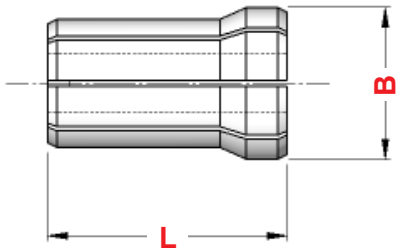

PINZE PORTAUTENSILI - TIPO "TG"

TOOL COLLETS - "TG" TYPE

TG

Art.	Tipo	B	L	CAPACITA'	ESPANSIONE	Einheits
1250	TG. 75	27,0	46,9	2,5 ÷ 20	0,5	**420E**
1251	TG. 100	35,0	60,4	3 ÷ 26	0,5	**464E**
1252	TG. 150	50,8	76,2	12 ÷ 40	0,5	**466E**

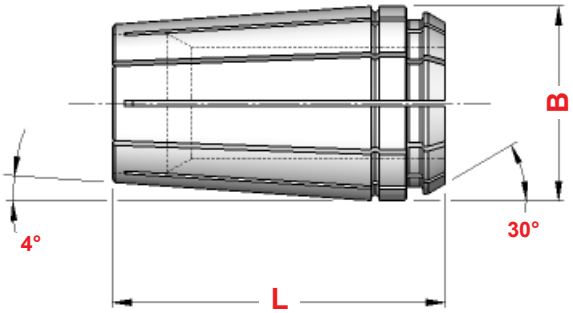

PINZE PORTA UTENSILI - TIPO BAKUER

TOOL COLLETS - BAKUER TYPE

BAKUER

Art.	Tipo	B	L	a	CAPACITA'	ESPANSIONE
0896	M 2 - 6	11,1	23,0	4°	2,0 ÷ 6,0	0,5
0895	M 3 - 10	15,6	35,0	4°	3,0 ÷ 10,0	0,5
0736	P 4 - 16	25,6	48,0	3°	4,0 ÷ 16,0	0,5
0737	P 6 - 20	29,6	54,0	3°	6,0 ÷ 20,0	0,5
0738	P 8 - 25	35,7	60,0	3°	8,0 ÷ 25,0	0,1
0774	P 10 - 32	44,7	67,0	3°	10,0 ÷ 32,0	0,1

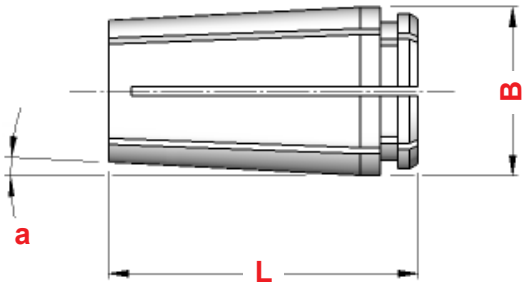

ALTRE PINZE PORTA UTENSILI

OTHER TOOL COLLETS

Art.	A	B	L	a	CAPACITA'	Einheits
0771	18	27,0	45	9° 15'	2,0 ÷ 15	**413E**
0772	26	35,0	50	9° 15'	3,0 ÷ 20	**443E**
0969	32	40,5	52	10°	4,0 ÷ 26	**448E**
0773	36	45,0	60	9° 15'	4,0 ÷ 30	——

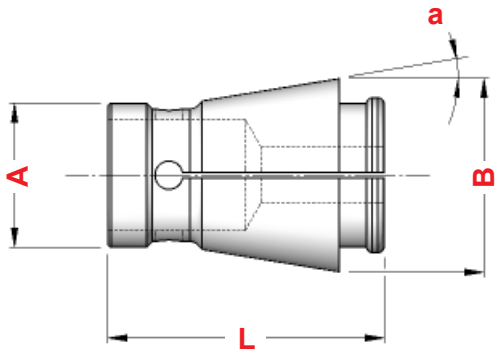

Art.	A	B	L	CAPACITA'	Einheits
0963	10,0	15,5	20,0	2,0 ÷ 6	**402E**
0486	10,0	17,5	24,0	2,0 ÷ 8	**405E**
0438	11,0	19,0	30,0	2,0 ÷ 9	——
0971	11,0	20,0	31,0	2,0 ÷ 10	——
0527	13,0	22,0	36,0	2,0 ÷ 12	——
0321	14,0	22,5	32,0	2,0 ÷ 12	——
0439	13,5	24,0	36,0	3,0 ÷ 12	**408E**
1151	21,0	34,0	45,0	3,0 ÷ 20	**441E**

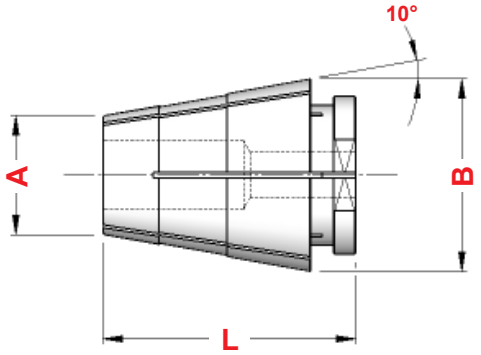

Art.	A	B	L	CAPACITA'
0720	23,5	30,0	52,5	2,0 ÷ 20

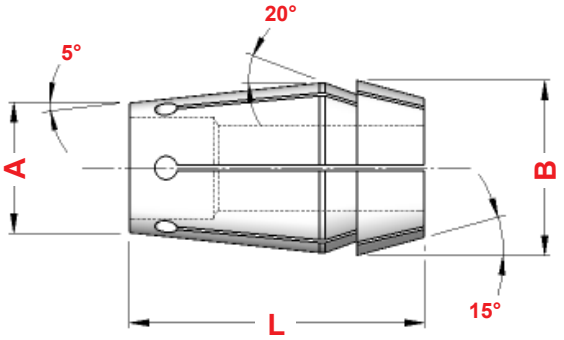

Art.	A	B	L	a	F	∅ max	Einheits
0890	6	9	28,5	10°	M 6 x 0,75	5,00	**600E**
0947	8	11	33,0	10°	M 8 x 0,75	6,00	**601E**
0537	10	14	34,0	15°	M10 x 0,75	8,00	**6314E**
0898	16	21	52,0	15°	M16 x 1,00	12,00	——

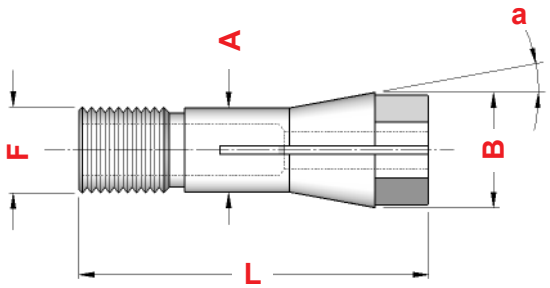

PINZE ER - DIN 6499/B
DIN 6499/B - ER COLLETS

ER

Potete trovare il programma ER da pagina 8 a pagina 25.

You can find ER program from page 8 to page 25.

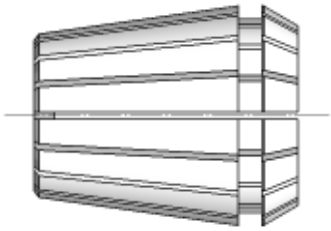

PINZE TS (DIN 6499 COMPATIBILE)
TS COLLETS (COMPATIBLE DIN 6499)

TS

Potete trovare il programma TS da pagina 26 a pagina 27.

You can find TS program from page 26 to page 27.



PINZE EOC - DIN 6388
DIN 6388 - EOC COLLETS

EOC

Potete trovare il programma EOC da pagina 28 a pagina 30.

You can find EOC program from page 28 to page 30.

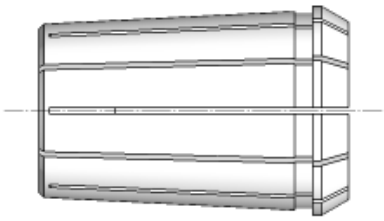

PINZE BRIDGEPORT R8
BRIDGEPORT R8 COLLETS WITH INSIDE THREAD

R 8

Potete trovare il programma R8 da pagina 70 a pagina 71.

You can find R8 program from page 70 to page 71.

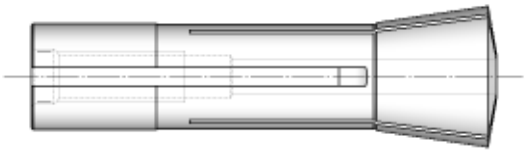

PINZE CILINDRICHE PER MANDRINI A FORTE SERRAGGIO
CYLINDRICAL COLLETS FOR HIGH GRIP DEVICES

PC

Pinze cilindriche di riduzione per Mandrini a Forte Serraggio a pagina 31.

Reduction cilyndrical collets for High Grip Chucks on page 31.



PINZE CILINDRICHE A TENUTA STAGNA PER MANDRINI IDRAULICI
WATERTIGHT CYLINDRICAL COLLETS FOR HYDRAULIC CHUCKS

PH

Pinze cilindriche a tenuta stagna per Mandrini Idraulici a pagina 31.

Water cilyndrical collets for Hydraulic Chucks on page 31.



PINZE CONO MORSE PER MASCHI E PUNTE
MT COLLETS FOR MILLING CUTTERS AND TWIST DRILLS

DIN 6328 - 6329

Pinze a Cono Morse per maschi e punte a pagina 55.

Morse Taper collets for milling cutters and twist drills on page 55.

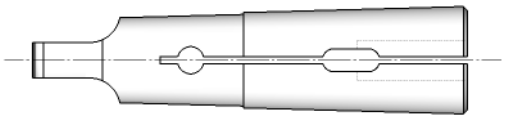

PINZE CONO MORSE CON FILETTO
THREADED MT COLLETS

UNI 4702

Pinze a Cono Morse con filetto UNI 4702 a pagina 55.

Morse Taper collets with thread UNI 4702 on page 55.

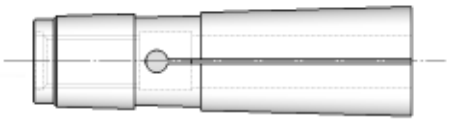

INDICE DELLE BUSSOLE DI RIDUZIONE
INDEX OF REDUCTION SLEEVES

UNIVERSALI
UNIVERSAL

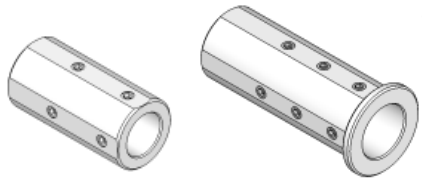

Programma completo da pagina **217**

TIPO RZ
RZ TYPE

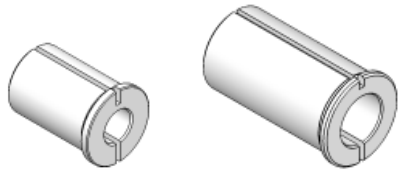

Programma completo a pagina **220**

A CONO MORSE
MORSE TAPER



Programma completo da pagina **222**

RIDUZIONI PER PORTABARENI
REDUCTIONS FOR BORING BAR HOLDERS

Programma completo da pagina **224**

TIPO BIGLIA etc.
BIGLIA TYPE etc.



Programma completo da pagina **226**

TIPO DAEWOO etc.
DAEWOO TYPE etc.

Programma completo da pagina **228**

TIPO MAZAK etc.
MAZAK TYPE etc.

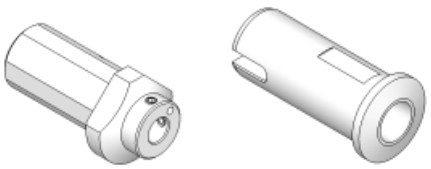

Programma completo da pagina **230**

TIPO MORI SEIKI etc.
MORI SEIKI TYPE etc.

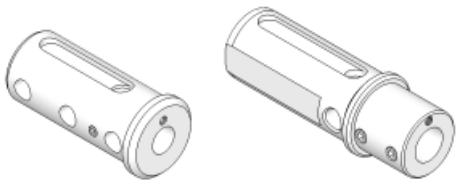

Programma completo da pagina **232**

TIPO NAKAMURA TOME etc.
NAKAMURA TOME TYPE etc.

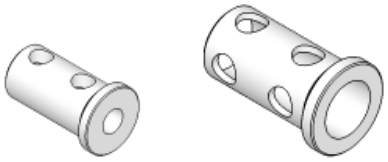

Programma completo a pagina **229**

TIPO OKUMA etc.
OKUMA TYPE etc.



Programma completo da pagina **236**

E 2.1
E 2.2

BUSSOLE DI RIDUZIONE UNIVERSALI SENZA BATTUTA
UNIVERSAL REDUCTION SLEEVES

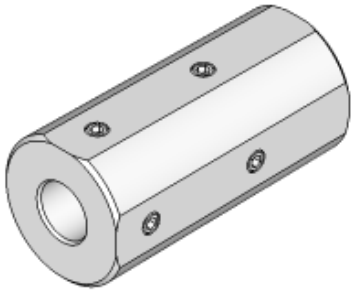

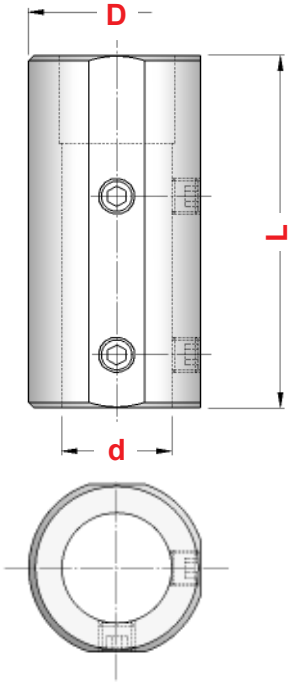

Figura 1

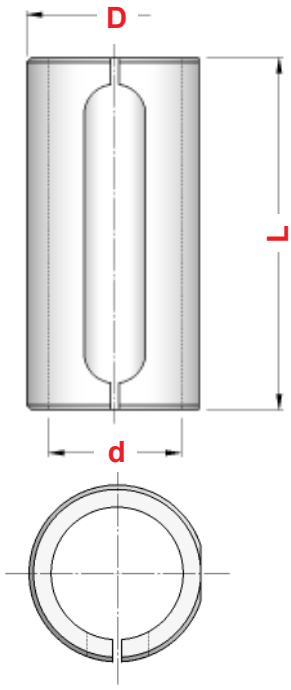

Figura 2

TIPO	Art.	D	d	L	Fig.	
E 2.1 - 20 x 6	**2770**	20	6	60	1	0365
E 2.1 - 20 x 8	**2778**	20	8	60	1	0368
E 2.1 - 20 x 10	**2779**	20	10	60	1	0367
E 2.1 - 20 x 12	**2780**	20	12	60	1	0367
E 2.1 - 25 x 6	**2837**	25	6	60	1	0365
E 2.1 - 25 x 8	**4300**	25	8	60	1	0020
E 2.1 - 25 x 10	**4301**	25	10	60	1	0020
E 2.1 - 25 x 12	**4302**	25	12	60	1	0368
E 2.1 - 25 x 14	**2771**	25	14	60	1	0367
E 2.2 - 25 x 16	**4318**	25	16	60	2	——
E 2.1 - 32 x 6	**2838**	32	6	70	1	0366
E 2.1 - 32 x 8	**4303**	32	8	70	1	4970
E 2.1 - 32 x 10	**4304**	32	10	70	1	4970
E 2.1 - 32 x 12	**4305**	32	12	70	1	0370
E 2.1 - 32 x 14	**2839**	32	14	70	1	0020
E 2.1 - 32 x 16	**4306**	32	16	70	1	0020
E 2.1 - 32 x 18	**2841**	32	18	70	1	0020
E 2.1 - 32 x 20	**4307**	32	20	70	1	0372
E 2.2 - 32 x 25	**4319**	32	25	70	2	——
E 2.1 - 40 x 6	**7059**	40	6	80	1	0366
E 2.1 - 40 x 8	**4308**	40	8	80	1	0181
E 2.1 - 40 x 10	**4309**	40	10	80	1	0371
E 2.1 - 40 x 12	**4310**	40	12	80	1	0371
E 2.1 - 40 x 14	**2845**	40	14	80	1	0371
E 2.1 - 40 x 16	**4311**	40	16	80	1	4970
E 2.1 - 40 x 18	**2847**	40	18	80	1	4970
E 2.1 - 40 x 20	**4312**	40	20	80	1	0021
E 2.1 - 40 x 25	**4313**	40	25	80	1	0372
E 2.2 - 40 x 32	**4320**	40	32	80	2	——
E 2.1 - 50 x 12	**7061**	50	12	90	1	0181
E 2.1 - 50 x 14	**7062**	50	14	90	1	0181
E 2.1 - 50 x 16	**4314**	50	16	90	1	0375
E 2.1 - 50 x 18	**2792**	50	18	90	1	0375
E 2.1 - 50 x 20	**4315**	50	20	90	1	0375
E 2.1 - 50 x 25	**4316**	50	25	90	1	4971
E 2.1 - 50 x 32	**4317**	50	32	90	1	0021
E 2.2 - 50 x 40	**4321**	50	40	90	2	——
E 2.1 - 60 x 16	**8886**	60	16	160	1	0183
E 2.1 - 60 x 20	**8887**	60	20	160	1	0183
E 2.1 - 60 x 25	**8888**	60	25	160	1	0377
E 2.1 - 60 x 32	**8889**	60	32	160	1	4972
E 2.1 - 60 x 40	**8890**	60	40	160	1	0385

EG.1
EG.2

BUSSOLE DI RIDUZIONE UNIVERSALI CON BATTUTA
HEADED REDUCTION SLEEVES

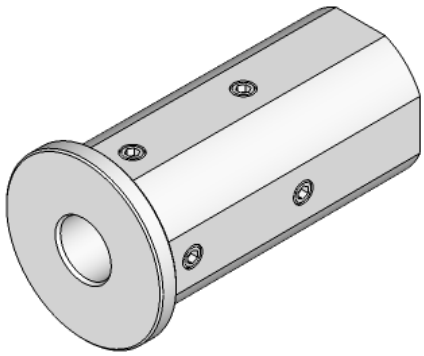

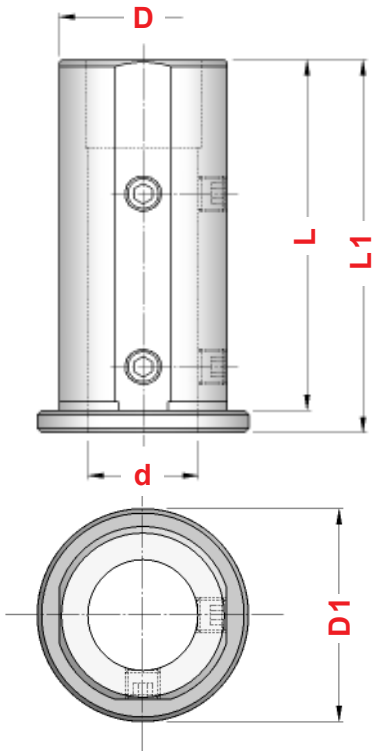

Figura 1

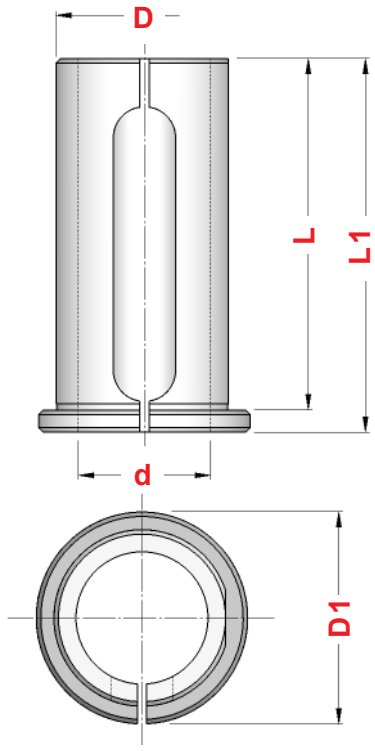

Figura 2

TIPO	Art.	D	d	L	L1	D1	Fig.	
EG.1 - 20 x 6	**5964**	20	6	50	55	28	1	0365
EG.1 - 20 x 8	**5965**	20	8	50	55	28	1	0368
EG.1 - 20 x 10	**5966**	20	10	50	55	28	1	0367
EG.1 - 20 x 12	**5967**	20	12	50	55	28	1	0367
EG.2 - 20 x 14	**5994**	20	14	50	55	28	2	——
EG.1 - 25 x 6	**5968**	25	6	60	65	33	1	0365
EG.1 - 25 x 8	**5969**	25	8	60	65	33	1	0020
EG.1 - 25 x 10	**5970**	25	10	60	65	33	1	0020
EG.1 - 25 x 12	**5971**	25	12	60	65	33	1	0368
EG.1 - 25 x 14	**5972**	25	14	60	65	33	1	0367
EG.2 - 25 x 16	**5995**	25	16	60	65	33	2	——
EG.2 - 25 x 18	**5996**	25	18	60	65	33	2	——
EG.1 - 32 x 6	**5973**	32	6	70	75	40	1	0366
EG.1 - 32 x 8	**5974**	32	8	70	75	40	1	4970
EG.1 - 32 x 10	**5975**	32	10	70	75	40	1	4970
EG.1 - 32 x 12	**5976**	32	12	70	75	40	1	0370
EG.1 - 32 x 14	**5977**	32	14	70	75	40	1	0020
EG.1 - 32 x 16	**5978**	32	16	70	75	40	1	0020
EG.1 - 32 x 18	**5979**	32	18	70	75	40	1	0020
EG.1 - 32 x 20	**5980**	32	20	70	75	40	1	0372
EG.2 - 32 x 25	**5997**	32	25	70	75	40	2	——
EG.1 - 40 x 6	**5960**	40	6	80	85	48	1	0366
EG.1 - 40 x 8	**5981**	40	8	80	85	48	1	0181
EG.1 - 40 x 10	**5982**	40	10	80	85	48	1	0371
EG.1 - 40 x 12	**5983**	40	12	80	85	48	1	0371
EG.1 - 40 x 14	**5984**	40	14	80	85	48	1	0371
EG.1 - 40 x 16	**5985**	40	16	80	85	48	1	4970
EG.1 - 40 x 18	**5986**	40	18	80	85	48	1	4970
EG.1 - 40 x 20	**5987**	40	20	80	85	48	1	0021
EG.1 - 40 x 25	**5988**	40	25	80	85	48	1	0372
EG.2 - 40 x 32	**5998**	40	32	80	85	48	2	——
EG.1 - 50 x 16	**5989**	50	16	90	95	58	1	0375
EG.1 - 50 x 18	**5990**	50	18	90	95	58	1	0375
EG.1 - 50 x 20	**5991**	50	20	90	95	58	1	0375
EG.1 - 50 x 25	**5992**	50	25	90	95	58	1	4971
EG.1 - 50 x 32	**5993**	50	32	90	95	58	1	0021
EG.2 - 50 x 40	**5999**	50	40	90	95	58	2	——

BUSSOLE DI RIDUZIONE UNIVERSALI LUNGHE CON BATTUTA

EXTENDED HEADED REDUCTION SLEEVES

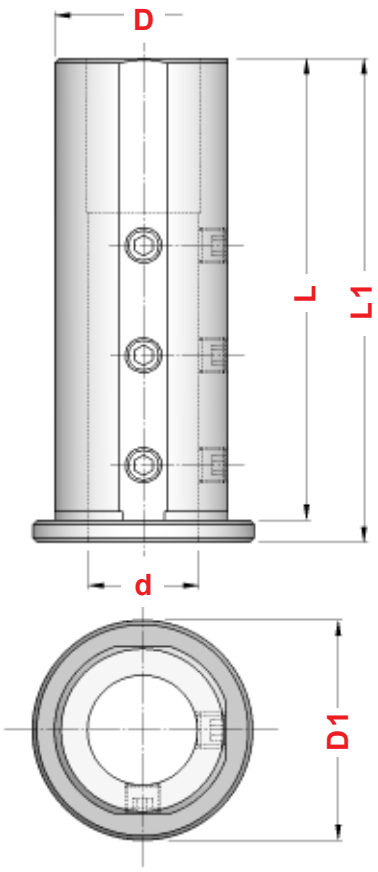

Figura 1

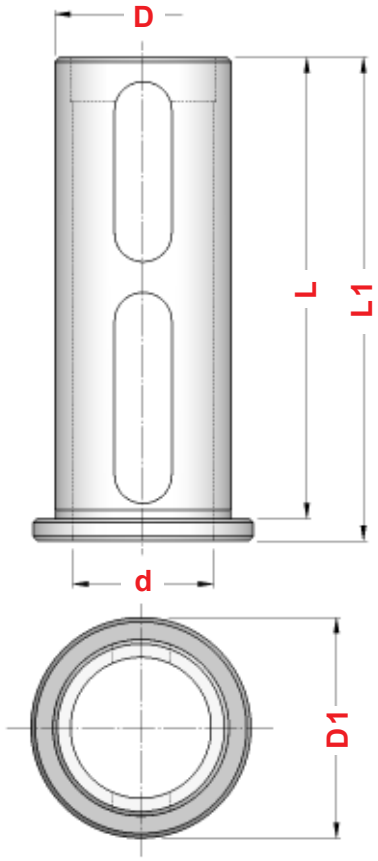

Figura 2

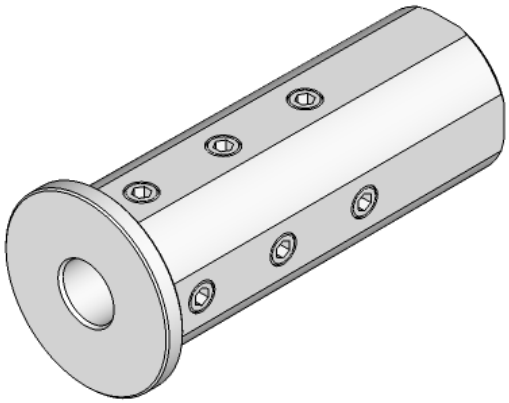

TIPO	Art.	D	d	L	L1	D1	Fig.	
EG.3 - 32 x 6	**5315**	32	6	85	90	40	1	0366
EG.3 - 32 x 8	**5316**	32	8	85	90	40	1	4970
EG.3 - 32 x 10	**5317**	32	10	85	90	40	1	0370
EG.3 - 32 x 12	**5318**	32	12	85	90	40	1	0370
EG.3 - 32 x 14	**7042**	32	14	85	90	40	1	0370
EG.3 - 32 x 16	**5319**	32	16	85	90	40	1	0020
EG.3 - 32 x 18	**7043**	32	18	85	90	40	1	0020
EG.3 - 32 x 20	**5320**	32	20	85	90	40	1	0367
EG.4 - 32 x 25	**5333**	32	25	85	90	40	2	——
EG.3 - 40 x 6	**5321**	40	6	105	110	50	1	0366
EG.3 - 40 x 8	**5322**	40	8	105	110	50	1	0181
EG.3 - 40 x 10	**5323**	40	10	105	110	50	1	0371
EG.3 - 40 x 12	**5324**	40	12	105	110	50	1	0371
EG.3 - 40 x 14	**5918**	40	14	105	110	50	1	0371
EG.3 - 40 x 16	**5325**	40	16	105	110	50	1	4971
EG.3 - 40 x 18	**5919**	40	18	105	110	50	1	4971
EG.3 - 40 x 20	**5326**	40	20	105	110	50	1	0021
EG.3 - 40 x 25	**5327**	40	25	105	110	50	1	0372
EG.4 - 40 x 32	**5334**	40	32	105	110	50	2	——
EG.3 - 50 x 12	**5328**	50	12	125	130	60	1	0382
EG.3 - 50 x 14	**7044**	50	14	125	130	60	1	0382
EG.3 - 50 x 16	**5329**	50	16	125	130	60	1	0375
EG.3 - 50 x 18	**7045**	50	18	125	130	60	1	0375
EG.3 - 50 x 20	**5330**	50	20	125	130	60	1	0375
EG.3 - 50 x 25	**5331**	50	25	125	130	60	1	4971
EG.3 - 50 x 32	**5332**	50	32	125	130	60	1	0021
EG.4 - 50 x 40	**5335**	50	40	125	130	60	2	——
EG.3 - 60 x 20	**8840**	60	20	135	140	70	1	0186
EG.3 - 60 x 25	**8841**	60	25	135	140	70	1	0377
EG.3 - 60 x 32	**8842**	60	32	135	140	70	1	4972
EG.3 - 60 x 40	**8843**	60	40	135	140	70	1	0385
EG.4 - 60 x 50	**8844**	60	50	135	140	70	2	——
EG.3 - 80 x 25	**8845**	80	25	145	150	90	1	4973
EG.3 - 80 x 32	**8846**	80	32	145	150	90	1	4973
EG.3 - 80 x 40	**8847**	80	40	145	150	90	1	4973
EG.3 - 80 x 50	**8848**	80	50	145	150	90	1	4973
EG.4 - 80 x 60	**8849**	80	60	145	150	90	2	——

BUSSOLE DI RIDUZIONE TAGLIATE CON BATTUTA - TIPO RZ

HEDAED REDUCTION SLEEVES WITH SPLIT - RZ TYPE

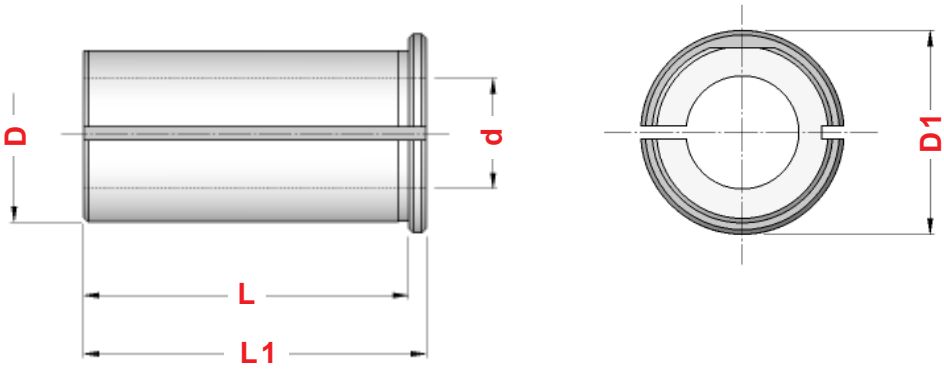

TIPO	Art.	D	d	L	L1	D1
RZ - 20 x 8	**5920**	20	8	26	30	25
RZ - 20 x 10	**5921**	20	10	26	30	25
RZ - 20 x 12	**5922**	20	12	26	30	25
RZ - 20 x 14	**5923**	20	14	26	30	25
RZ - 20 x 16	**5924**	20	16	26	30	25
RZ - 25 x 8	**5925**	25	8	36	40	30
RZ - 25 x 10	**5926**	25	10	36	40	30
RZ - 25 x 12	**5927**	25	12	36	40	30
RZ - 25 x 14	**5928**	25	14	36	40	30
RZ - 25 x 16	**5929**	25	16	36	40	30
RZ - 25 x 18	**5930**	25	18	36	40	30
RZ - 25 x 20	**5931**	25	20	36	40	30
RZ - 32 x 8	**5932**	32	8	46	50	37
RZ - 32 x 10	**5933**	32	10	46	50	37
RZ - 32 x 12	**5934**	32	12	46	50	37
RZ - 32 x 14	**5935**	32	14	46	50	37
RZ - 32 x 16	**5936**	32	16	46	50	37
RZ - 32 x 18	**5937**	32	18	46	50	37
RZ - 32 x 20	**5938**	32	20	46	50	37
RZ - 32 x 25	**5939**	32	25	46	50	37
RZ - 40 x 10	**5941**	40	10	74	78	45
RZ - 40 x 12	**5942**	40	12	74	78	45
RZ - 40 x 14	**5943**	40	14	74	78	45
RZ - 40 x 16	**5944**	40	16	74	78	45
RZ - 40 x 18	**5945**	40	18	74	78	45
RZ - 40 x 20	**5946**	40	20	74	78	45
RZ - 40 x 25	**5947**	40	25	74	78	45
RZ - 40 x 32	**5948**	40	32	74	78	45
RZ - 50 x 20	**5951**	50	20	84	88	55
RZ - 50 x 25	**5952**	50	25	84	88	55
RZ - 50 x 32	**5953**	50	32	84	88	55
RZ - 50 x 40	**5954**	50	40	84	88	55
RZ - 60 x 25	**5956**	60	25	88	92	65
RZ - 60 x 32	**5957**	60	32	88	92	65
RZ - 60 x 40	**5958**	60	40	88	92	65
RZ - 60 x 50	**5959**	60	50	88	92	65

E2.LAV

BUSSOLE TENERE LAVORABILI RETTIFICATE CON BATTUTA

NOT HARDENED GRINDED REDUCTION SLEEVES WITH STOP

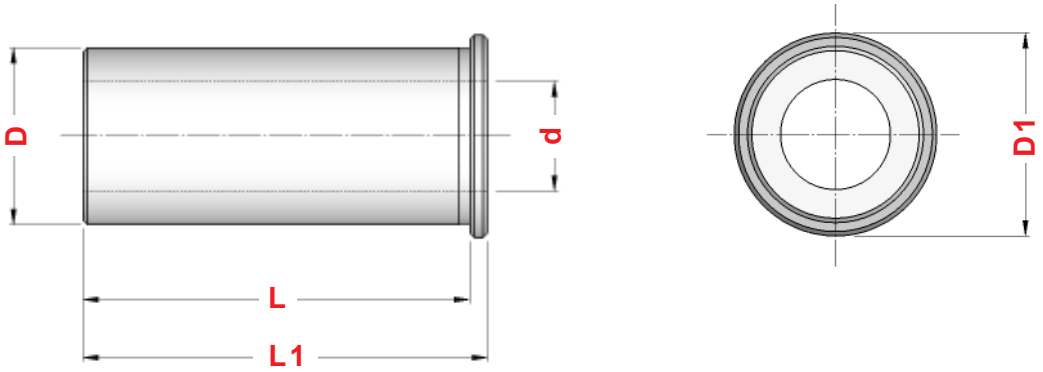

TIPO	Art.	D	d	L	L1	D1
E2 .LAV - 25 x 8	**1509**	25	8	70	74	32
E2 .LAV - 25 x 10	**1511**	25	10	70	74	32
E2 .LAV - 25 x 12	**1513**	25	12	70	74	32
E2 .LAV - 25 x 14	**1516**	25	14	70	74	32
E2 .LAV - 25 x 16	**1517**	25	16	70	74	32
E2 .LAV - 25 x 18	**1518**	25	18	70	74	32
E2 .LAV - 25 x 20	**1519**	25	20	70	74	32
E2 .LAV - 32 x 8	**2283**	32	8	88	92	36
E2 .LAV - 32 x 10	**2284**	32	10	88	92	36
E2 .LAV - 32 x 12	**2286**	32	12	88	92	36
E2 .LAV - 32 x 14	**2287**	32	14	88	92	36
E2 .LAV - 32 x 16	**2289**	32	16	88	92	36
E2 .LAV - 32 x 18	**2290**	32	18	88	92	36
E2 .LAV - 32 x 20	**2291**	32	20	88	92	36
E2 .LAV - 32 x 25	**2293**	32	25	88	92	36
E2 .LAV - 40 x 10	**2439**	40	10	88	92	46
E2 .LAV - 40 x 12	**2440**	40	12	88	92	46
E2 .LAV - 40 x 14	**2441**	40	14	88	92	46
E2 .LAV - 40 x 16	**2442**	40	16	88	92	46
E2 .LAV - 40 x 18	**2445**	40	18	88	92	46
E2 .LAV - 40 x 20	**2446**	40	20	88	92	46
E2 .LAV - 40 x 25	**2460**	40	25	88	92	46
E2 .LAV - 40 x 32	**2466**	40	32	88	92	46

BUSSOLE DI RIDUZIONE SENZA BATTUTA - CONO MORSE

REDUCTION SLEEVES - MORSE TAPER

Figura 1

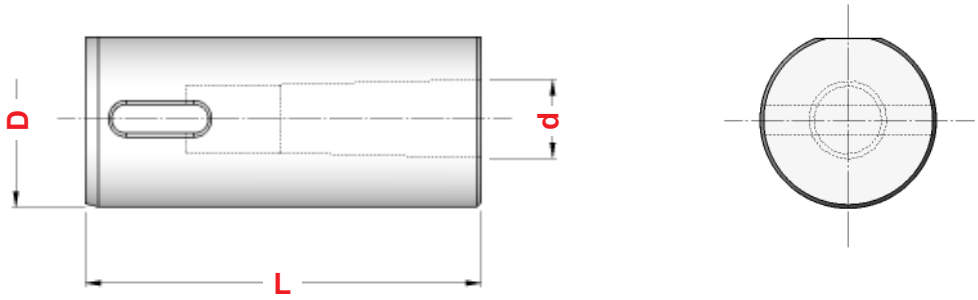

Figura 2

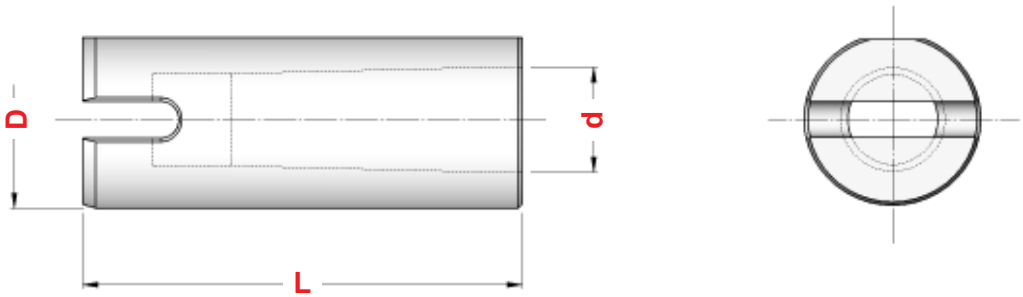

TIPO	Art.	D	CM	d	L	Fig.
E 2.3 - 20 x 1	**5217**	20	1	12,065	60	2
E 2.3 - 20 x 2	**5218**	20	2	17,780	90	1
E 2.3 - 25 x 1	**5219**	25	1	12,065	60	2
E 2.3 - 25 x 2	**5220**	25	2	17,780	90	1
E 2.3 - 32 x 1	**5221**	32	1	12,065	60	2
E 2.3 - 32 x 2	**4322**	32	2	17,780	90	1
E 2.3 - 32 x 3	**4323**	32	3	23,825	100	2
E 2.3 - 40 x 2	**4324**	40	2	17,780	90	1
E 2.3 - 40 x 3	**4325**	40	3	23,825	100	2
E 2.3 - 40 x 4	**2857**	40	4	31,267	120	2
E 2.3 - 50 x 2	**4326**	50	2	17,780	90	1
E 2.3 - 50 x 3	**4327**	50	3	23,825	100	2
E 2.3 - 50 x 4	**4328**	50	4	31,267	120	2
E 2.3 - 60 x 3	**8891**	60	3	23,825	160	1
E 2.3 - 60 x 4	**8892**	60	4	31,267	160	1
E 2.3 - 60 x 5	**8893**	60	5	44,399	160	2

BUSSOLE DI RIDUZIONE CON BATTUTA - CONO MORSE

HEADED REDUCTION SLEEVES - MORSE TAPER

Figura 1

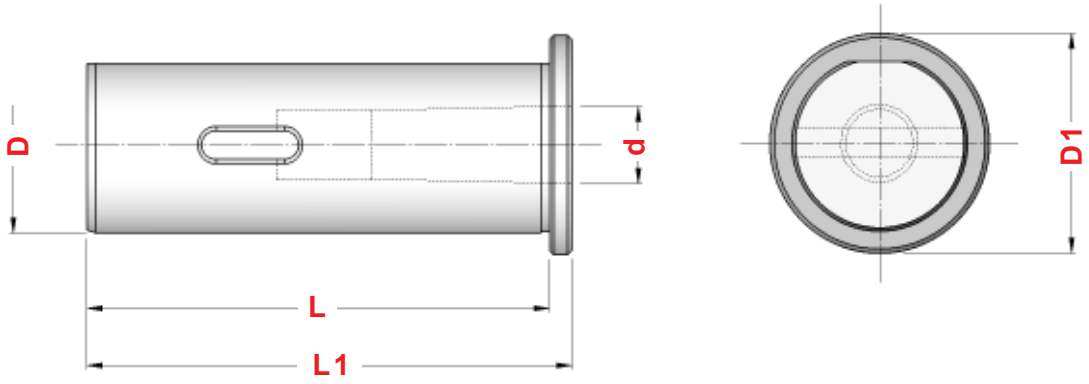

Figura 2

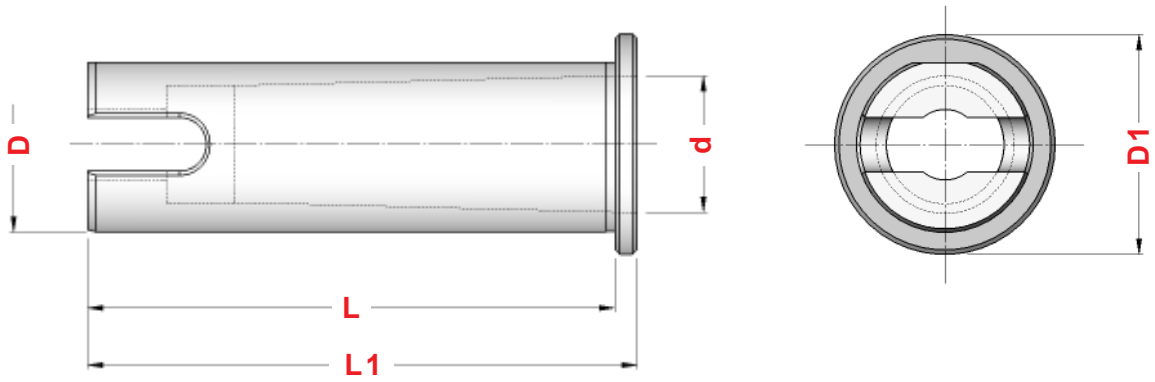

TIPO	Art.	D	CM	d	L	L1	D1	Fig.
E2.G6 - 20 x 1	**1722**	20	1	12,065	65	70	28	2
E2.G6 - 20 x 2	**1723**	20	2	17,780	70	75	28	2
E2.G6 - 25 x 1	**1786**	25	1	12,065	70	75	33	2
E2.G6 - 25 x 2	**1787**	25	2	17,780	70	75	33	2
E2.G6 - 25 x 3	**1788**	25	3	23,825	79	98	33	2
E2.G6 - 32 x 1	**1376**	32	1	12,065	85	90	40	1
E2.G6 - 32 x 2	**1377**	32	2	17,780	85	90	40	1
E2.G6 - 32 x 3	**1378**	32	3	23,825	95	100	40	2
E2.G6 - 40 x 2	**3245**	40	2	17,780	105	110	50	1
E2.G6 - 40 x 3	**1232**	40	3	23,825	105	110	50	1
E2.G6 - 40 x 4	**5603**	40	4	31,267	120	125	50	2
E2.G6 - 50 x 2	**5961**	50	2	17,780	125	130	63	1
E2.G6 - 50 x 3	**5962**	50	3	23,825	125	130	63	1
E2.G6 - 50 x 4	**5963**	50	4	31,267	125	130	63	1
E2.G6 - 60 x 3	**8894**	60	3	23,825	130	140	70	1
E2.G6 - 60 x 4	**8895**	60	4	31,267	130	140	70	1
E2.G6 - 60 x 5	**8896**	60	5	44,399	145	155	70	2

BUSSOLE DI RIDUZIONE CON BATTUTA PER PORTABARENI TIPO "E2"

HEADED REDUCTION SLEEVES FOR BORING BAR HOLDERS "E2" TYPE

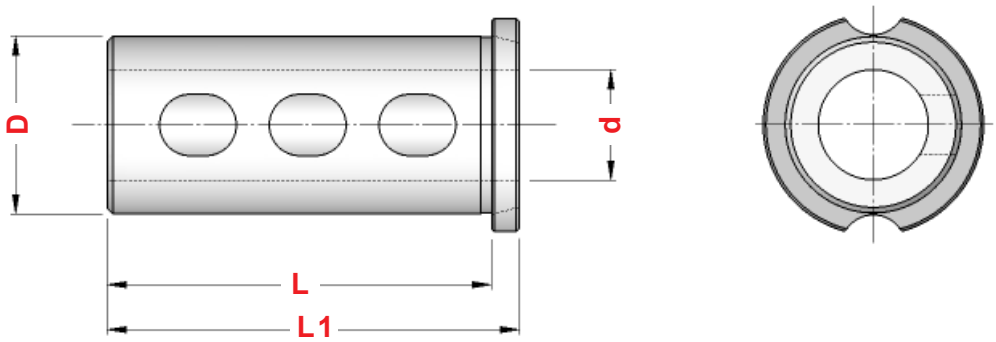

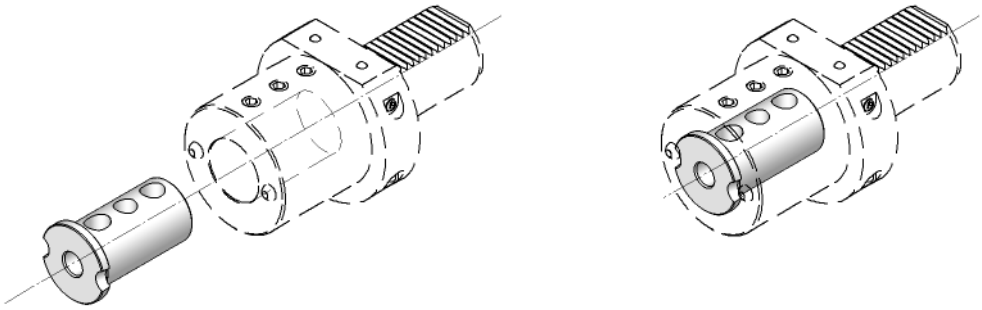

Bussole di riduzione per Portabareni tipo "E2" con attacco VDI 20 - VDI 25 - VDI 30

Headed reduction sleeves for Boring bar Holders "E2" type with shanks VDI 20 - VDI 25 - VDI 30

TIPO	Art.	D	d	L	L1	TIPO E2
E2 .R1 - 25 x 8	**5436**	25	8	47	52	E2 - 20 x 25 E2 - 25 x 25 E2 - 30 x 25
E2 .R1 - 25 x 10	**5437**	25	10	47	52	
E2 .R1 - 25 x 12	**5438**	25	12	47	52	
E2 .R1 - 25 x 14	**5439**	25	14	47	52	
E2 .R1 - 25 x 16	**5440**	25	16	47	52	
E2 .R1 - 25 x 18	**5441**	25	18	47	52	
E2 .R1 - 25 x 20	**5442**	25	20	47	52	
E2 .R2 - 32 x 8	**5457**	32	8	57	62	E2 - 25 x 32 E2 - 30 x 32
E2 .R2 - 32 x 10	**5458**	32	10	57	62	
E2 .R2 - 32 x 12	**5459**	32	12	57	62	
E2 .R2 - 32 x 14	**5460**	32	14	57	62	
E2 .R2 - 32 x 16	**5461**	32	16	57	62	
E2 .R2 - 32 x 18	**5462**	32	18	57	62	
E2 .R2 - 32 x 20	**5463**	32	20	57	62	
E2 .R2 - 32 x 25	**5464**	32	25	57	62	
E2 .R2 - 40 x 8	**5473**	40	8	57	62	E2 - 30 x 40
E2 .R2 - 40 x 10	**5474**	40	10	57	62	
E2 .R2 - 40 x 12	**5475**	40	12	57	62	
E2 .R2 - 40 x 14	**5476**	40	14	57	62	
E2 .R2 - 40 x 16	**5477**	40	16	57	62	
E2 .R2 - 40 x 18	**5478**	40	18	57	62	
E2 .R2 - 40 x 20	**5479**	40	20	57	62	
E2 .R2 - 40 x 25	**5480**	40	25	57	62	
E2 .R2 - 40 x 32	**5481**	40	32	57	62	

Bussole di riduzione per Portabareni tipo "E2" con attacco VDI 40

Headed reduction sleeves for Boring bar Holders "E2" type with shank VDI 40

TIPO	Art.	D	d	L	L1	TIPO E2
E2 .R2 - 25 x 8	**5443**	25	8	57	62	E2 - 40 x 25
E2 .R2 - 25 x 10	**5444**	25	10	57	62	
E2 .R2 - 25 x 12	**5445**	25	12	57	62	
E2 .R2 - 25 x 14	**5446**	25	14	57	62	
E2 .R2 - 25 x 16	**5447**	25	16	57	62	
E2 .R2 - 25 x 18	**5448**	25	18	57	62	
E2 .R2 - 25 x 20	**5449**	25	20	57	62	
E2 .R2 - 32 x 8	**5457**	32	8	57	62	E2 - 40 x 32
E2 .R2 - 32 x 10	**5458**	32	10	57	62	
E2 .R2 - 32 x 12	**5459**	32	12	57	62	
E2 .R2 - 32 x 14	**5460**	32	14	57	62	
E2 .R2 - 32 x 16	**5461**	32	16	57	62	
E2 .R2 - 32 x 18	**5462**	32	18	57	62	
E2 .R2 - 32 x 20	**5463**	32	20	57	62	
E2 .R2 - 32 x 25	**5464**	32	25	57	62	
E2 .R3 - 40 x 8	**5482**	40	8	70	75	E2 - 40 x 40
E2 .R3 - 40 x 10	**5483**	40	10	70	75	
E2 .R3 - 40 x 12	**5484**	40	12	70	75	
E2 .R3 - 40 x 14	**5485**	40	14	70	75	
E2 .R3 - 40 x 16	**5486**	40	16	70	75	
E2 .R3 - 40 x 18	**5487**	40	18	70	75	
E2 .R3 - 40 x 20	**5488**	40	20	70	75	
E2 .R3 - 40 x 25	**5489**	40	25	70	75	
E2 .R3 - 40 x 32	**5490**	40	32	70	75	

Bussole di riduzione per Portabareni tipo "E2" con attacco VDI 50 - VDI 60 - VDI 80

Headed reduction sleeves for Boring bar Holders "E2" type with shanks VDI 50 - VDI 60 - VDI 80

TIPO	Art.	D	d	L	L1	TIPO E2
E2 .R3 - 25 x 8	**5450**	25	8	70	75	E2 - 50 x 25 E2 - 60 x 25 E2 - 80 x 25
E2 .R3 - 25 x 10	**5451**	25	10	70	75	
E2 .R3 - 25 x 12	**5452**	25	12	70	75	
E2 .R3 - 25 x 14	**5453**	25	14	70	75	
E2 .R3 - 25 x 16	**5454**	25	16	70	75	
E2 .R3 - 25 x 18	**5455**	25	18	70	75	
E2 .R3 - 25 x 20	**5456**	25	20	70	75	
E2 .R3 - 32 x 8	**5465**	32	8	70	75	E2 - 50 x 32 E2 - 60 x 32 E2 - 80 x 32
E2 .R3 - 32 x 10	**5466**	32	10	70	75	
E2 .R3 - 32 x 12	**5467**	32	12	70	75	
E2 .R3 - 32 x 14	**5468**	32	14	70	75	
E2 .R3 - 32 x 16	**5469**	32	16	70	75	
E2 .R3 - 32 x 18	**5470**	32	18	70	75	
E2 .R3 - 32 x 20	**5471**	32	20	70	75	
E2 .R3 - 32 x 25	**5472**	32	25	70	75	
E2 .R3 - 40 x 8	**5482**	40	8	70	75	E2 - 50 x 40 E2 - 60 x 40 E2 - 80 x 40
E2 .R3 - 40 x 10	**5483**	40	10	70	75	
E2 .R3 - 40 x 12	**5484**	40	12	70	75	
E2 .R3 - 40 x 14	**5485**	40	14	70	75	
E2 .R3 - 40 x 16	**5486**	40	16	70	75	
E2 .R3 - 40 x 18	**5487**	40	18	70	75	
E2 .R3 - 40 x 20	**5488**	40	20	70	75	
E2 .R3 - 40 x 25	**5489**	40	25	70	75	
E2 .R3 - 40 x 32	**5490**	40	32	70	75	

BG.1

BUSSOLE DI RIDUZIONE PER MACCHINE TIPO BIGLIA etc.

REDUCTION SLEEVES FOR BIGLIA MACHINES TYPE etc.

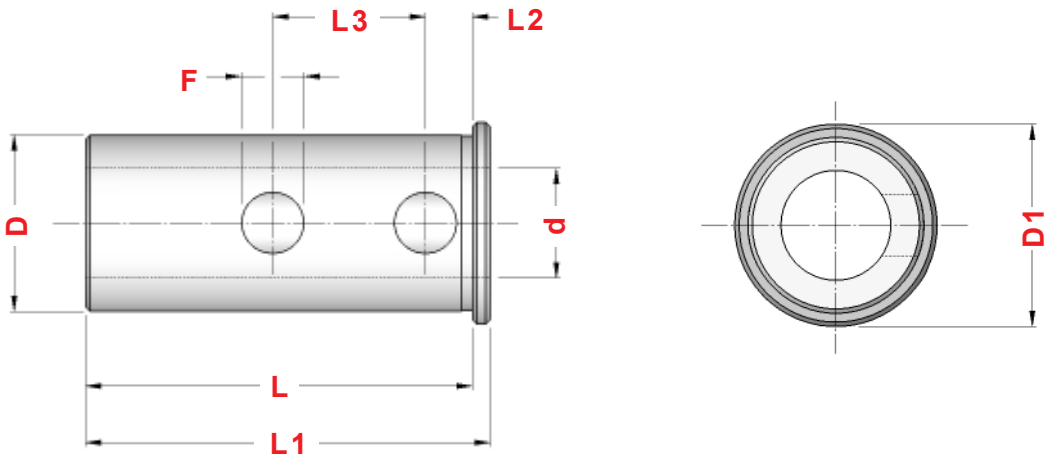

TIPO	Art.	D	d	L	L1	L2	L3	F	D1
BG.1 - 25 x 8	**2823**	25	8	70	74	7	28	9	32
BG.1 - 25 x 10	**2824**	25	10	70	74	7	28	9	32
BG.1 - 25 x 12	**1064**	25	12	70	74	7	28	9	32
BG.1 - 25 x 14	**2722**	25	14	70	74	7	28	9	32
BG.1 - 25 x 16	**2198**	25	16	70	74	7	28	9	32
BG.1 - 25 x 18	**2723**	25	18	70	74	7	28	9	32
BG.1 - 25 x 20	**1212**	25	20	70	74	7	28	9	32
BG.1 - 32 x 8	**3229**	32	8	88	92	9	35	14	36
BG.1 - 32 x 10	**3230**	32	10	88	92	9	35	14	36
BG.1 - 32 x 12	**3231**	32	12	88	92	9	35	14	36
BG.1 - 32 x 14	**2726**	32	14	88	92	9	35	14	36
BG.1 - 32 x 16	**3232**	32	16	88	92	9	35	14	36
BG.1 - 32 x 18	**2737**	32	18	88	92	9	35	14	36
BG.1 - 32 x 20	**3233**	32	20	88	92	9	35	14	36
BG.1 - 32 x 25	**3234**	32	25	88	92	9	35	14	36
BG.1 - 40 x 10	**3240**	40	10	88	92	9	35	14	46
BG.1 - 40 x 12	**3239**	40	12	88	92	9	35	14	46
BG.1 - 40 x 14	**2757**	40	14	88	92	9	35	14	46
BG.1 - 40 x 16	**3238**	40	16	88	92	9	35	14	46
BG.1 - 40 x 18	**2762**	40	18	88	92	9	35	14	46
BG.1 - 40 x 20	**3235**	40	20	88	92	9	35	14	46
BG.1 - 40 x 25	**3236**	40	25	88	92	9	35	14	46
BG.1 - 40 x 32	**3237**	40	32	88	92	9	35	14	46

BG.2

BUSSOLE DI RIDUZIONE CORTE PER MACCHINE TIPO BIGLIA etc.

SHORT REDUCTION SLEEVES FOR BIGLIA MACHINES TYPE etc.

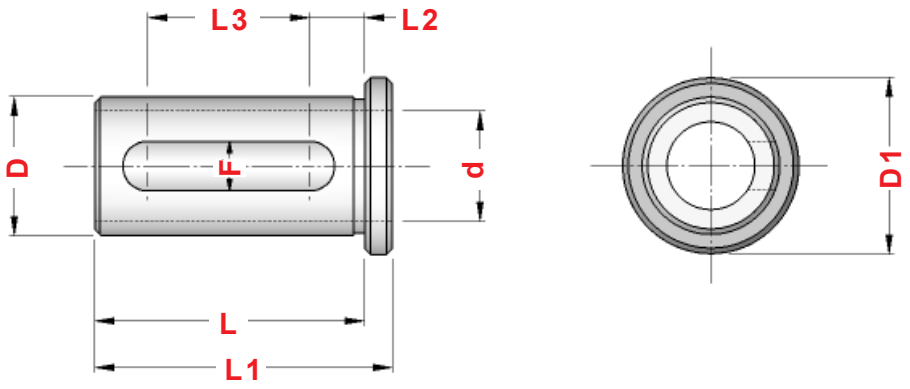

TIPO	Art.	D	d	L	L1	L2	L3	F	D1
BG.2 - 25 x 8	**0022**	25	8	49	54	10	29,5	9	32
BG.2 - 25 x 10	**0024**	25	10	49	54	10	29,5	9	32
BG.2 - 25 x 12	**0025**	25	12	49	54	10	29,5	9	32
BG.2 - 25 x 14	**0091**	25	14	49	54	10	29,5	9	32
BG.2 - 25 x 16	**0026**	25	16	49	54	10	29,5	9	32
BG.2 - 25 x 18	**0092**	25	18	49	54	10	29,5	9	32
BG.2 - 25 x 20	**0034**	25	20	49	54	10	29,5	9	32

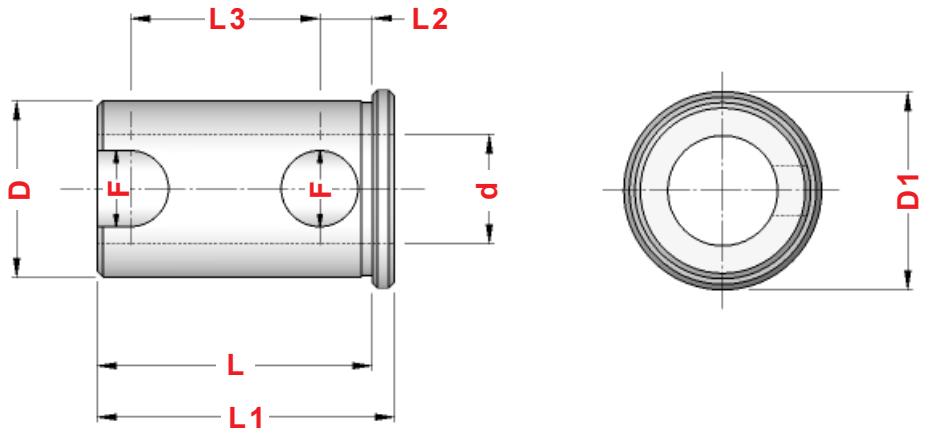

TIPO	Art.	D	d	L	L1	L2	L3	F	D1
BG.2 - 32 x 8	**1083**	32	8	50	54	9	35,0	14	36
BG.2 - 32 x 10	**1236**	32	10	50	54	9	35,0	14	36
BG.2 - 32 x 12	**3246**	32	12	50	54	9	35,0	14	36
BG.2 - 32 x 14	**2604**	32	14	50	54	9	35,0	14	36
BG.2 - 32 x 16	**3247**	32	16	50	54	9	35,0	14	36
BG.2 - 32 x 18	**2605**	32	18	50	54	9	35,0	14	36
BG.2 - 32 x 20	**3248**	32	20	50	54	9	35,0	14	36
BG.2 - 32 x 25	**3249**	32	25	50	54	9	35,0	14	36

BUSSOLE DI RIDUZIONE PER MACCHINE TIPO DAEWOO etc.

REDUCTION SLEEVES FOR DAEWOO MACHINES TYPE etc.

Figura 1

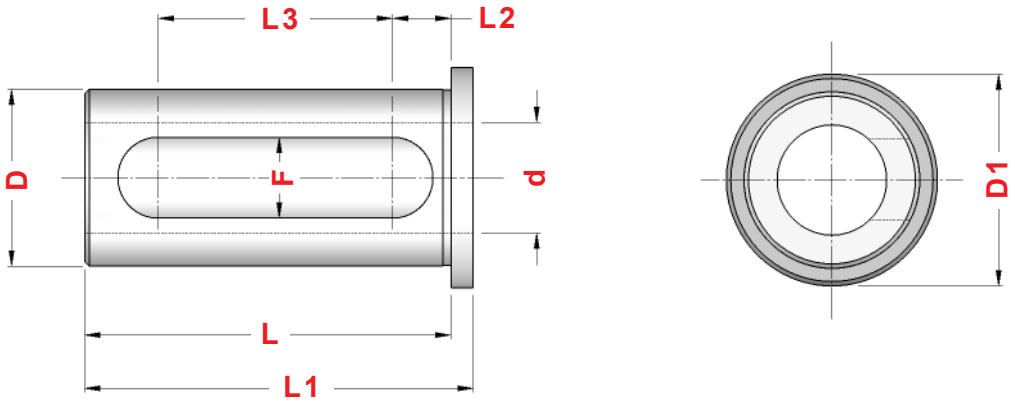

Figura 2

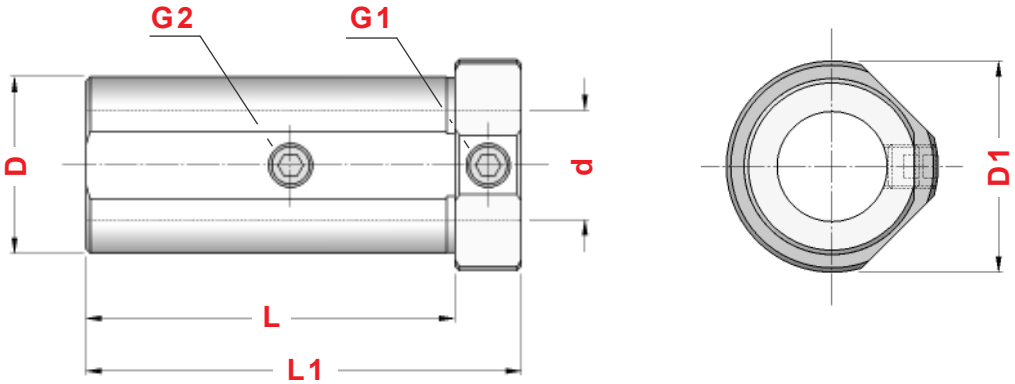

Figura 3

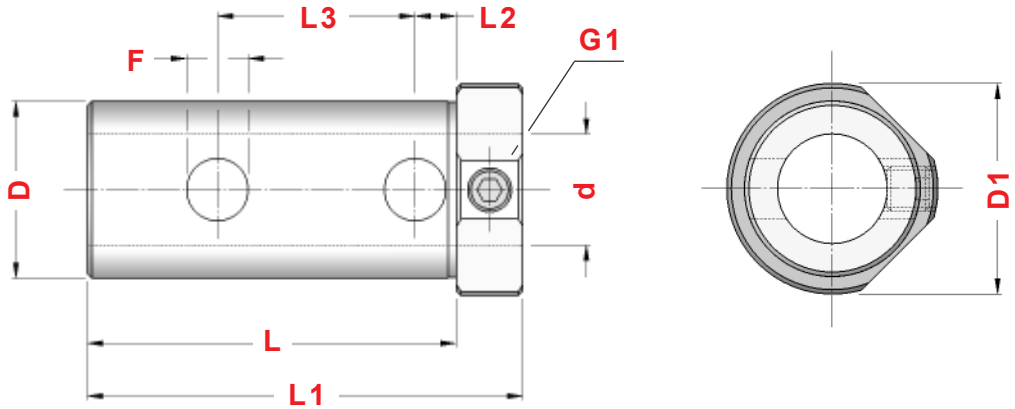

TIPO	Art.	D	d	L	L1	L2	L3	F	D1	Fig.	G1	G2
DW.1 - 20 x 8	**8796**	20	8	44	47	8,5	27	9	25	1	——	——
DW.1 - 20 x 10	**8797**	20	10	44	47	8,5	27	9	25	1	——	——
DW.1 - 20 x 12	**8798**	20	12	44	47	8,5	27	9	25	1	——	——
DW.1 - 20 x 16	**8799**	20	16	44	47	8,5	27	9	25	1	——	——
DW.1 - 40 x 10	**8916**	40	10	84	99	——	——	——	48	2	0377	4972
DW.1 - 40 x 12	**8917**	40	12	84	99	——	——	——	48	2	0377	4972
DW.1 - 40 x 16	**8918**	40	16	84	99	——	——	——	48	2	0377	0060
DW.1 - 40 x 20	**8919**	40	20	84	99	9,5	45	14	48	3	4972	——
DW.1 - 40 x 25	**8920**	40	25	84	99	9,5	45	14	48	3	4972	——
DW.1 - 40 x 32	**8921**	40	32	84	99	9,5	45	14	48	3	0385	——

DW.2

BUSSOLE DI RIDUZIONE CORTE PER MACCHINE TIPO DAEWOO etc.

SHORT REDUCTION SLEEVES FOR DAEWOO MACHINES TYPE etc.

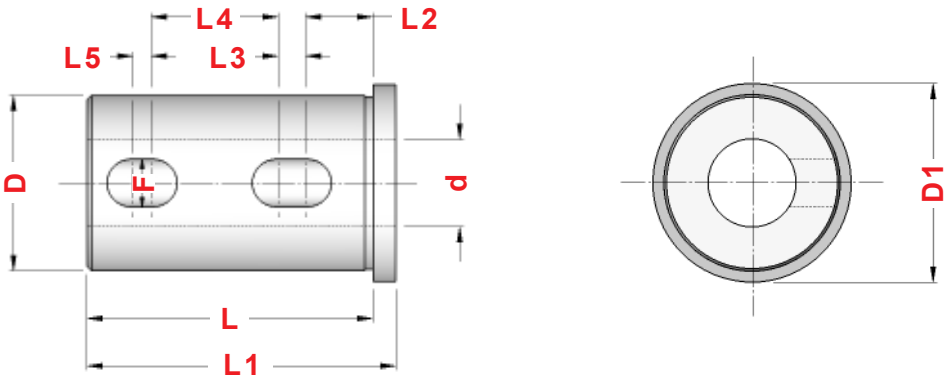

TIPO	Art.	D	d	L	L1	L2	L3	L4	L5	F	D1
DW.2 - 40 x 20	**8897**	40	20	65	70	15	7	28	5	11	45
DW.2 - 40 x 25	**8898**	40	25	65	70	15	7	28	5	11	45
DW.2 - 40 x 32	**8899**	40	32	65	70	15	7	28	5	11	45

NT.1

BUSSOLE DI RIDUZIONE PER MACCHINE TIPO NAKAMURA TOME etc.

REDUCTION SLEEVES FOR NAKAMURA TOME MACHINES TYPE etc.

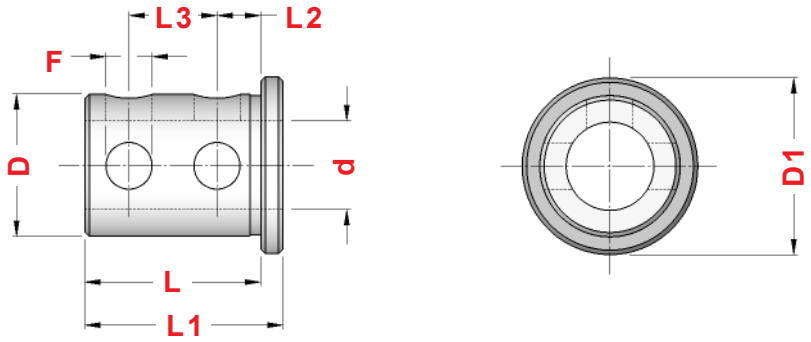

TIPO	Art.	D	d	L	L1	L2	L3	F	D1
NT.1 - 25 x 6	**8874**	25	6	40	45	10	20	10,5	32
NT.1 - 25 x 8	**8875**	25	8	40	45	10	20	10,5	32
NT.1 - 25 x 10	**8876**	25	10	40	45	10	20	10,5	32
NT.1 - 25 x 12	**8877**	25	12	40	45	10	20	10,5	32
NT.1 - 25 x 16	**8878**	25	16	40	45	10	20	10,5	32
NT.1 - 25 x 20	**8879**	25	20	40	45	10	20	10,5	32

MZ.1

BUSSOLE DI RIDUZIONE PER MACCHINE TIPO MAZAK etc.

REDUCTION SLEEVES FOR MAZAK MACHINES TYPE etc.

Figura 1

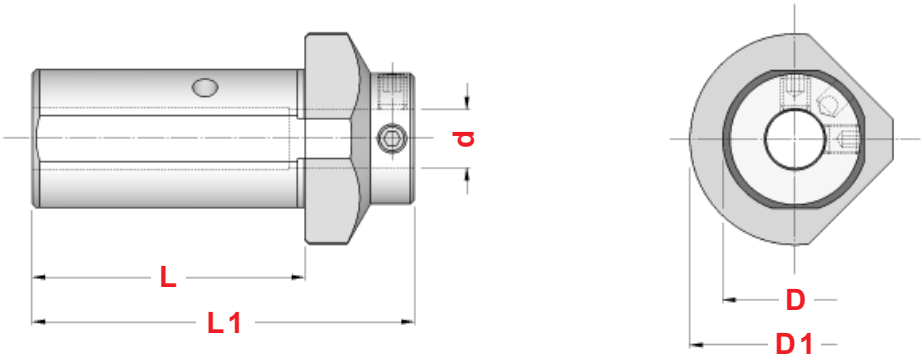

Figura 2

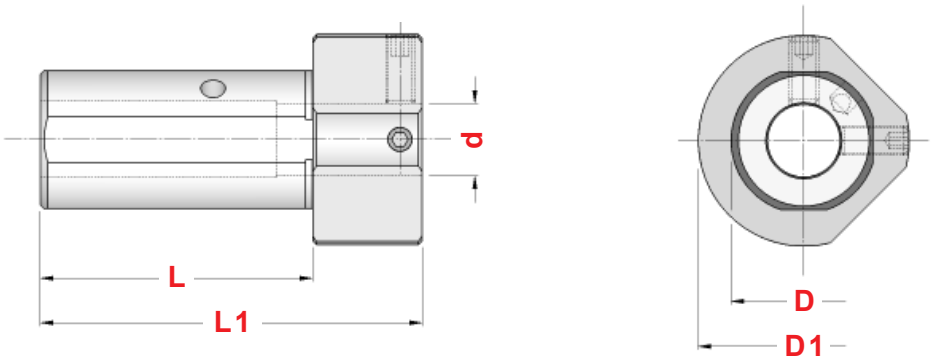

Figura 3

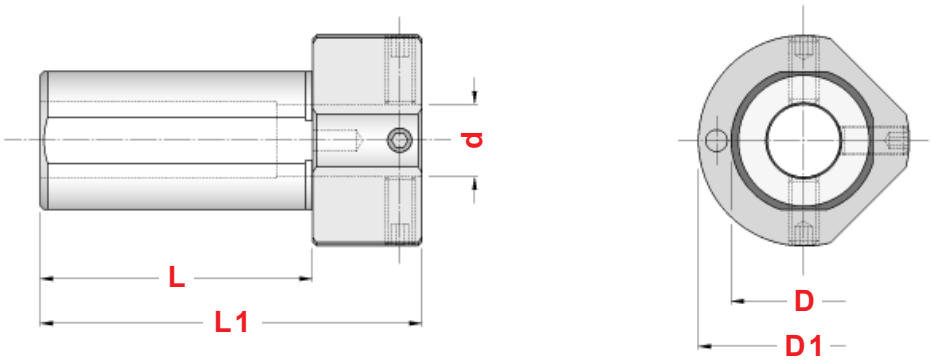

TIPO	Art.	D	d	L	L1	D1	Fig.	
MZ.1 - 32 x 8	**8926**	32	8	60	85	50	1	0371
MZ.1 - 32 x 10	**8927**	32	10	60	85	50	1	0371
MZ.1 - 32 x 12	**8928**	32	12	60	85	50	1	0375
MZ.1 - 32 x 16	**8929**	32	16	60	85	50	1	4971
MZ.1 - 32 x 20	**8930**	32	20	60	85	50	3	0375
MZ.1 - 32 x 25	**8931**	32	25	60	85	50	3	0375
MZ.1 - 40 x 8	**5581**	40	8	75	105	58	1	0371
MZ.1 - 40 x 10	**5582**	40	10	75	105	58	1	0371
MZ.1 - 40 x 12	**5583**	40	12	75	105	58	1	0375
MZ.1 - 40 x 16	**5585**	40	16	75	105	58	1	4971
MZ.1 - 40 x 20	**5587**	40	20	75	105	58	2	0183
MZ.1 - 40 x 25	**5594**	40	25	75	105	58	3	0021
MZ.1 - 40 x 32	**5595**	40	32	75	105	58	3	0021

MZ.2

BUSSOLE DI RIDUZIONE CORTE PER MACCHINE TIPO MAZAK etc.

SHORT REDUCTION SLEEVES FOR MAZAK MACHINES TYPE etc.

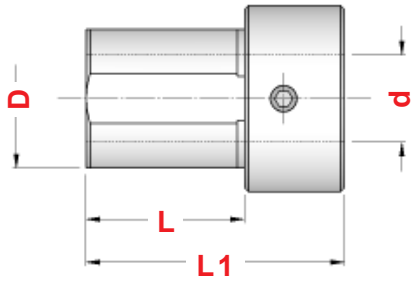

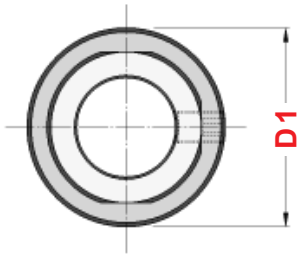

TIPO	Art.	D	d	L	L1	D1	
MZ.2 - 32 x 20	**8932**	32	20	40	65	42	4971
MZ.2 - 32 x 25	**8933**	32	25	40	65	42	0021
MZ.2 - 40 x 20	**5596**	40	20	40	65	50	0382
MZ.2 - 40 x 25	**5597**	40	25	40	65	50	0375
MZ.2 - 40 x 32	**5598**	40	32	40	65	50	4971

MZ.3

BUSSOLE DI RIDUZIONE A CONO MORSE PER MACCHINE TIPO MAZAK etc.

MORSE TAPER REDUCTION SLEEVES FOR MAZAK MACHINES TYPE etc.

Figura 1

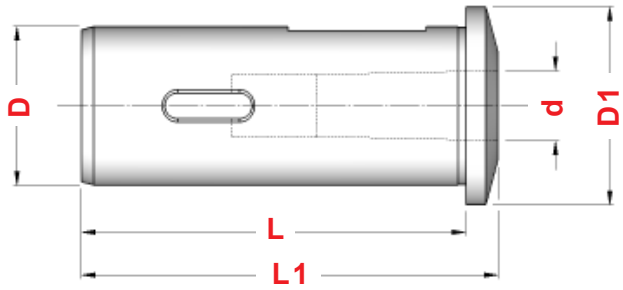

Figura 2

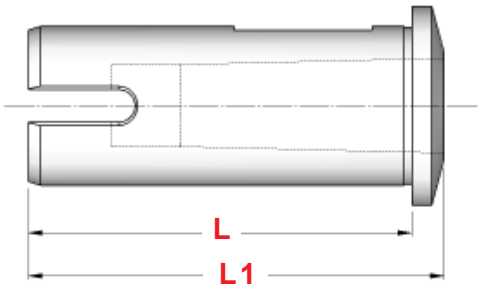

TIPO	Art.	D	CM	d	L	L1	D1	Fig.
MZ.3 - 32 x 1	**8983**	32	1	12,065	54	66	42	2
MZ.3 - 32 x 2	**8984**	32	2	17,780	58	70	42	2
MZ.3 - 40 x 1	**8985**	40	1	12,065	97	105	50	1
MZ.3 - 40 x 2	**8986**	40	2	17,780	97	105	50	1
MZ.3 - 40 x 3	**8987**	40	3	23,825	97	105	50	2

BUSSOLE DI RIDUZIONE PER MACCHINE TIPO MORI SEIKI etc.

REDUCTION SLEEVES FOR MORI SEIKI MACHINES TYPE etc.

Figura 1

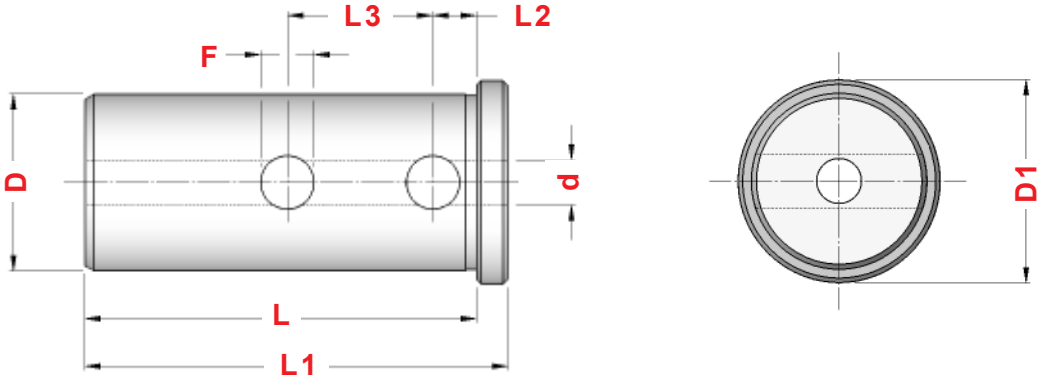

Figura 2

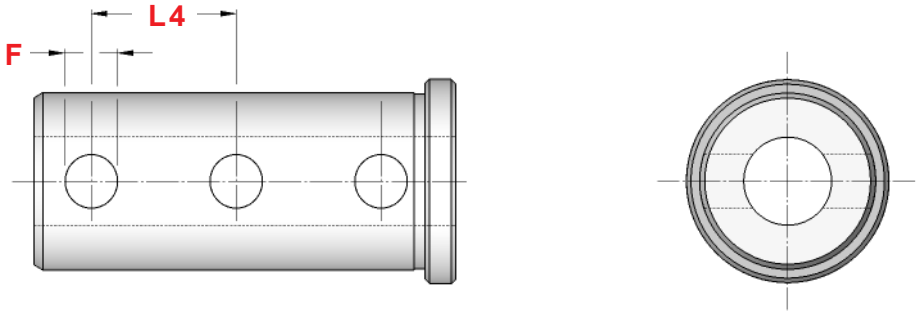

TIPO	Art.	D	d	L	L1	L2	L3	L4	F	D1	Fig.
MS.1 - 25 x 8	**8934**	25	8	78	83	9	31	30	11	30	2
MS.1 - 25 x 10	**8935**	25	10	78	83	9	31	30	11	30	2
MS.1 - 25 x 12	**8936**	25	12	78	83	9	31	30	11	30	2
MS.1 - 25 x 16	**8938**	25	16	78	83	9	31	30	11	30	2
MS.1 - 25 x 20	**8940**	25	20	78	83	9	31	30	11	30	2
MS.1 - 32 x 6	**7035**	32	6	79	86	10	29,5	——	10	38	1
MS.1 - 32 x 8	**8941**	32	8	79	86	10	29,5	——	10	38	1
MS.1 - 32 x 10	**8942**	32	10	79	86	10	29,5	——	10	38	1
MS.1 - 32 x 12	**8943**	32	12	79	86	10	29,5	29,5	10	38	2
MS.1 - 32 x 16	**8944**	32	16	79	86	10	29,5	29,5	10	38	2
MS.1 - 32 x 20	**8945**	32	20	79	86	10	29,5	29,5	10	38	2
MS.1 - 32 x 25	**8946**	32	25	79	86	10	29,5	29,5	10	38	2
MS.1 - 40 x 8	**5900**	40	8	89	96	10	33	——	12	46	1
MS.1 - 40 x 10	**5901**	40	10	89	96	10	33	——	12	46	1
MS.1 - 40 x 12	**5902**	40	12	89	96	10	33	——	12	46	1
MS.1 - 40 x 16	**5903**	40	16	89	96	10	33	33	12	46	2
MS.1 - 40 x 20	**5904**	40	20	89	96	10	33	33	12	46	2
MS.1 - 40 x 25	**5905**	40	25	89	96	10	33	33	12	46	2
MS.1 - 40 x 32	**5906**	40	32	89	96	10	33	33	12	46	2

MS.2

BUSSOLE DI RIDUZIONE CORTE PER MACCHINE TIPO MORI SEIKI etc.

SHORT REDUCTION SLEEVES FOR MORI SEIKI MACHINES TYPE etc.

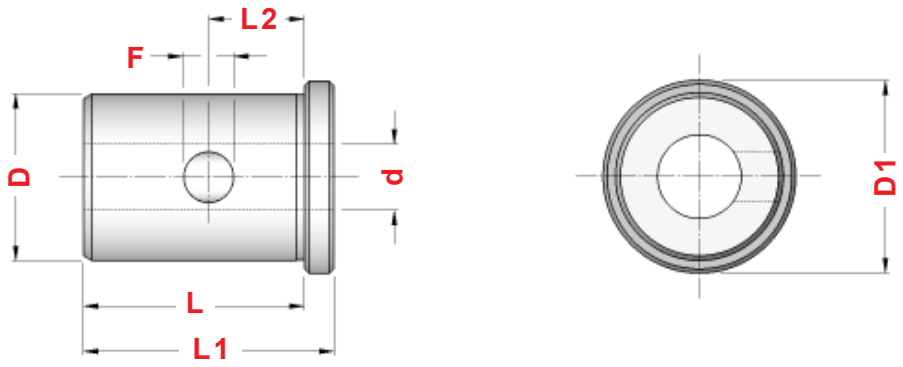

TIPO	Art.	D	d	L	L1	L2	F	D1
MS.2 - 32 x 16	**8947**	32	16	53	60	20	12	38
MS.2 - 32 x 20	**8948**	32	20	53	60	20	12	38
MS.2 - 32 x 25	**8949**	32	25	53	60	20	12	38
MS.2 - 40 x 16	**8950**	40	16	53	60	23	12	46
MS.2 - 40 x 20	**8951**	40	20	53	60	23	12	46
MS.2 - 40 x 25	**8952**	40	25	53	60	23	12	46
MS.2 - 40 x 32	**8953**	40	32	53	60	23	12	46

MS.4

BUSSOLE DI RIDUZIONE A CM PER MACCHINE TIPO MORI SEIKI etc.

MORSE TAPER REDUCTION SLEEVES FOR MORI SEIKI MACHINES TYPE etc.

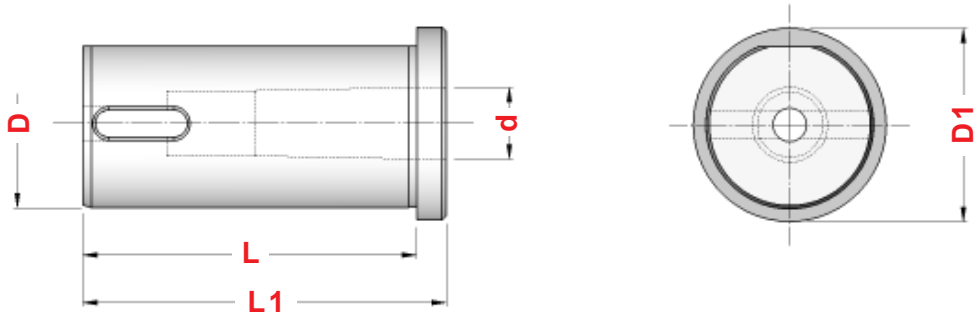

TIPO	Art.	D	CM	d	L	L1	D1
MS.4 - 32 x 1	**8956**	32	1	12,065	79	86	38
MS.4 - 32 x 2	**8957**	32	2	17,780	79	86	38
MS.4 - 40 x 1	**8958**	40	1	12,065	89	96	46
MS.4 - 40 x 2	**8959**	40	2	17,780	89	96	46
MS.4 - 40 x 3	**8960**	40	3	23,825	89	108	46
MS.4 - 50 x 4	**8961**	50	4	31,267	89	135	56

MS.1A

BUSSOLE DI RIDUZIONE CON PASSAGGIO REFRIGERANTE PER MACCHINE TIPO MORI SEIKI etc.

THROUGH COOLANT REDUCTION SLEEVES FOR MORI SEIKI MACHINES TYPE etc.

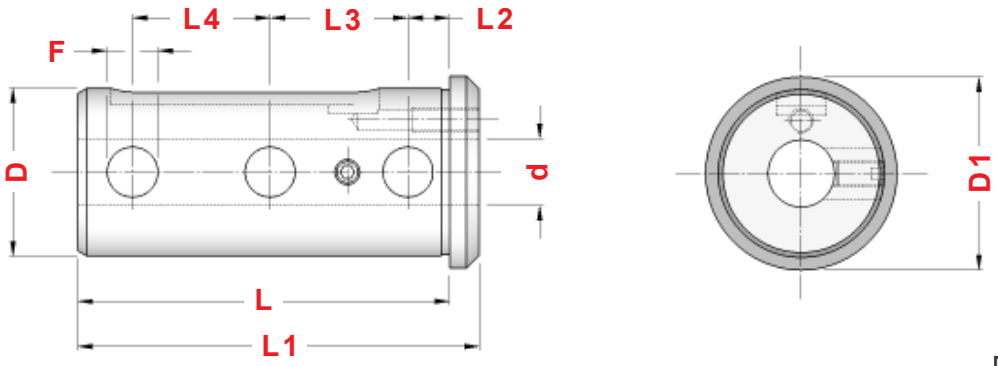

TIPO	Art.	D	d	L	L1	L2	L3	L4	F	D1	
MS.1A - 32 x 8	**8850**	32	8	78	85	10	29,5	——	10	40	——
MS.1A - 32 x 10	**8851**	32	10	78	85	10	29,5	——	10	40	——
MS.1A - 32 x 12	**8852**	32	12	78	85	10	29,5	——	10	40	——
MS.1A - 32 x 16	**8853**	32	16	78	85	10	29,5	29,5	10	40	——
MS.1A - 32 x 20*	**8854**	32	20	78	85	10	29,5	29,5	10	40	——
MS.1A - 32 x 25*	**8855**	32	25	78	85	10	29,5	29,5	10	40	——
MS.1A - 40 x 8	**8856**	40	8	89	96	10	33	——	12	46	0020
MS.1A - 40 x 10	**8857**	40	10	89	96	10	33	——	12	46	0020
MS.1A - 40 x 12	**8858**	40	12	89	96	10	33	——	12	46	0020
MS.1A - 40 x 16	**8859**	40	16	89	96	10	33	33	12	46	0020
MS.1A - 40 x 20	**8860**	40	20	89	96	10	33	33	12	46	0020
MS.1A - 40 x 25*	**8861**	40	25	89	96	10	33	33	12	46	0020
MS.1A - 40 x 32*	**8862**	40	32	89	96	10	33	33	12	46	——

∗ = senza foro di refrigerazione - without coolant hole

MS.2A

BUSSOLE DI RIDUZIONE CORTE CON PASSAGGIO REFRIGERANTE PER MACCHINE TIPO MORI SEIKI etc.

THROUGH COOLANT SHORT REDUCTION SLEEVES FOR MORI SEIKI MACHINES TYPE etc.

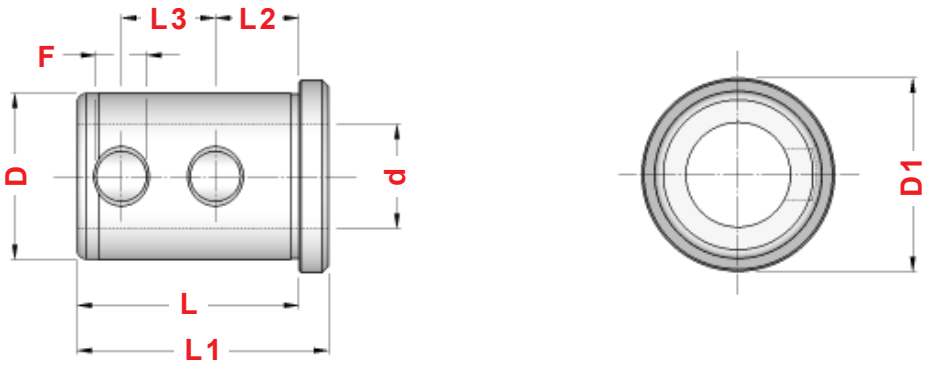

TIPO	Art.	D	d	L	L1	L2	L3	F	D1
MS.2A - 40 x 16	**8922**	40	16	53	60	20	22,5	12	46
MS.2A - 40 x 20	**8923**	40	20	53	60	20	22,5	12	46
MS.2A - 40 x 25	**8924**	40	25	53	60	20	22,5	12	46
MS.2A - 40 x 32	**8925**	40	32	53	60	20	22,5	12	46

MS.3A

BUSSOLE DI RIDUZIONE PROLUNGATE CON PASSAGGIO REFRIGERANTE PER MACCHINE TIPO MORI SEIKI etc.

THROUGH COOLANT EXTENDED REDUCTION SLEEVES FOR MORI SEIKI MACHINES TYPE etc.

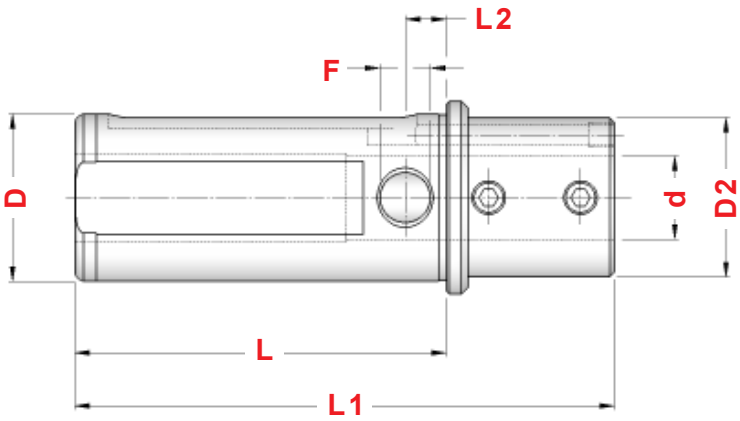

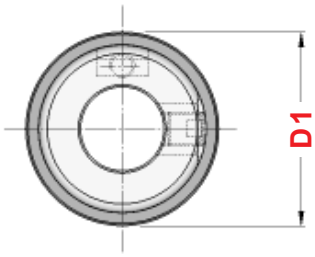

TIPO	Art.	D	d	L	L1	L2	F	D1	D2	
MS.3A - 40 x 8	**8863**	40	8	89	129	10	12	46	38	0375
MS.3A - 40 x 10	**8864**	40	10	89	129	10	12	46	38	0375
MS.3A - 40 x 12	**8865**	40	12	89	129	10	12	46	38	0375
MS.3A - 40 x 16	**8866**	40	16	89	129	10	12	46	38	4971
MS.3A - 40 x 20	**8867**	40	20	89	129	10	12	46	38	0021

MS.4A

BUSSOLE DI RIDUZIONE A CONO MORSE CON PASSAGGIO REFRIGERANTE PER MACCHINE TIPO MORI SEIKI etc.

THROUGH COOLANT MORSE TAPER REDUCTION SLEEVES FOR MORI SEIKI MACHINES TYPE etc.

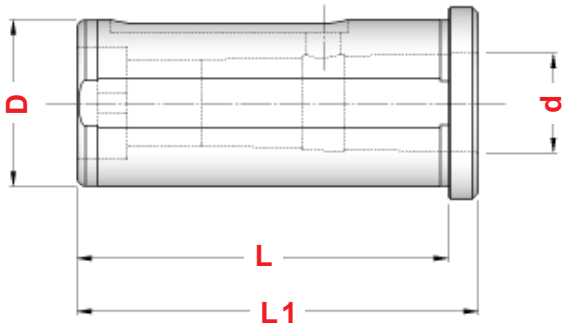

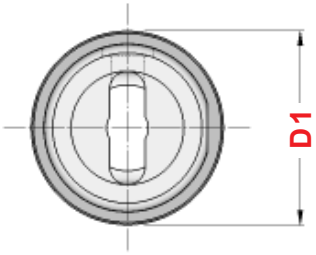

TIPO	Art.	D	CM	d	L	L1	D1
MS.4A - 32 x 1	**8868**	32	1	12,065	78	85	40
MS.4A - 32 x 2	**8869**	32	2	17,780	78	85	40
MS.4A - 40 x 1	**8870**	40	1	12,065	89	96	46
MS.4A - 40 x 2	**8871**	40	2	17,780	89	96	46
MS.4A - 40 x 3	**8872**	40	3	23,825	89	96	46
MS.4A - 40 x 4	**8873**	40	4	31,267	109	116	46

OK.1

BUSSOLE DI RIDUZIONE PER MACCHINE TIPO OKUMA LT 10M / LT 200M etc.

REDUCTION SLEEVES FOR OKUMA LT 10M / LT 200M MACHINES TYPE etc.

Figura 1

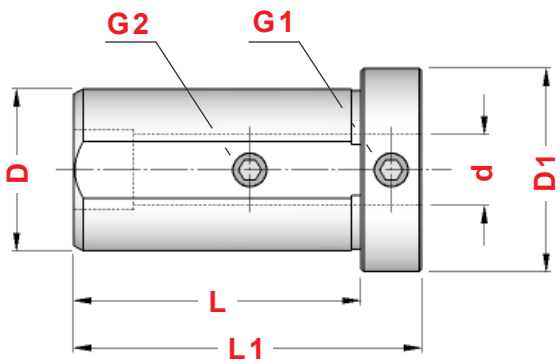

Figura 2

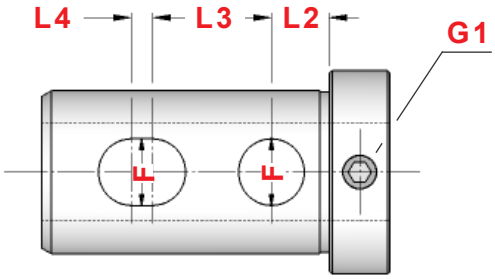

TIPO	Art.	D	d	L	L1	L2	L3	L4	F	D1	Fig.	G1	G2
OK.1 - 32 x 8	**8900**	32	8	57	69	——	——	——	——	40	1	0382	4971
OK.1 - 32 x 10	**8901**	32	10	57	69	——	——	——	——	40	1	0382	4971
OK.1 - 32 x 12	**8902**	32	12	57	69	——	——	——	——	40	1	0375	0021
OK.1 - 32 x 16	**8904**	32	16	59	71	11,5	35	4	13	40	2	0375	——
OK.1 - 32 x 20	**8906**	32	20	59	71	11,5	35	4	13	40	2	4971	——
OK.1 - 32 x 25	**8907**	32	25	59	71	11,5	35	4	13	40	2	0021	——

OK.2

BUSSOLE DI RIDUZIONE PER MACCHINE TIPO OKUMA LT 15M / LT 300M etc.

REDUCTION SLEEVES FOR OKUMA LT 15M / LT 300M MACHINES TYPE etc.

Figura 1

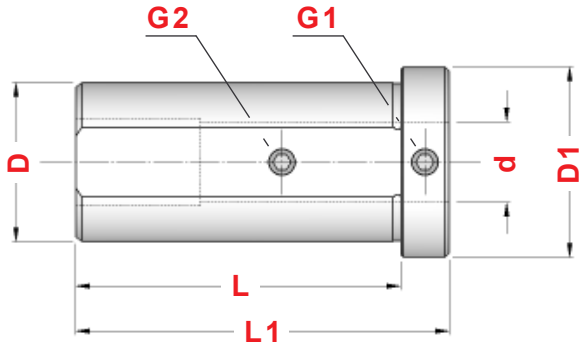

Figura 2

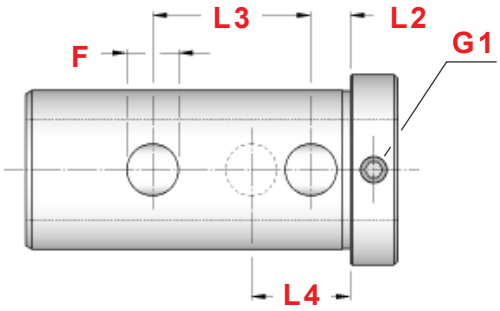

TIPO	Art.	D	d	L	L1	L2	L3	L4	F	D1	Fig.	G1	G2
OK.2 - 40 x 10	**8962**	40	10	82	94	——	——	——	——	48	1	0183	0375
OK.2 - 40 x 12	**8963**	40	12	82	94	——	——	——	——	48	1	0382	0375
OK.2 - 40 x 16	**8964**	40	16	82	94	——	——	——	——	48	1	0382	4971
OK.2 - 40 x 20	**8965**	40	20	82	94	——	——	——	——	48	1	0375	0021
OK.2 - 40 x 25	**8966**	40	25	82	94	10	40	25	13	48	2	0375	——
OK.2 - 40 x 32	**8967**	40	32	82	94	10	40	25	13	48	2	0021	——
OK.2**c** - 40 x 25	**8794**	40	25	70	82	11,5	40	——	13	48	2	0021	——
OK.2**c** - 40 x 32	**8795**	40	32	70	82	11,5	40	——	13	48	2	0021	——

BUSSOLE DI RIDUZIONE PER MACCHINE
TIPO OKUMA LB 15II / LB 15IIMW etc.
REDUCTION SLEEVES FOR OKUMA LB 15II / LB 15IIMW MACHINES TYPE etc.

Figura 1

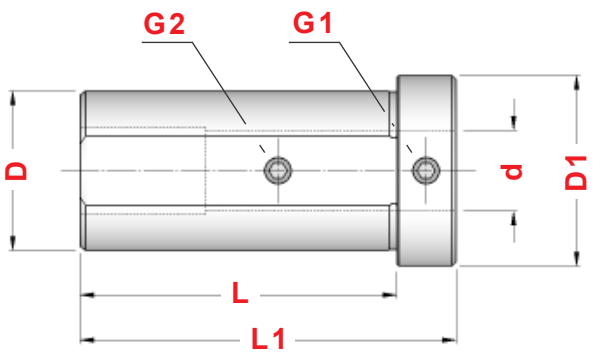

Figura 2

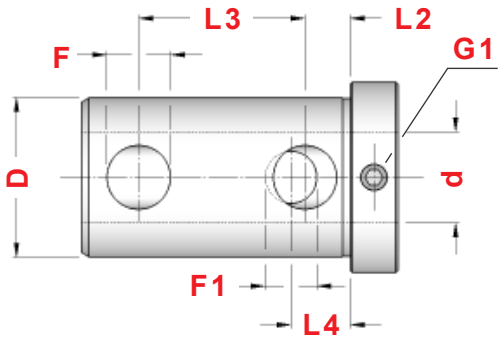

TIPO	Art.	D	d	L	L1	L2	L3	L4	F	F1	D1	Fig.	G1	G2
OK.4 - 40 x 10	**8971**	40	10	80	95	——	——	——	——	——	48	1	0183	0375
OK.4 - 40 x 12	**8972**	40	12	80	95	——	——	——	——	——	48	1	0377	4972
OK.4 - 40 x 16	**8973**	40	16	80	95	——	——	——	——	——	48	1	0377	0060
OK.4 - 40 x 20	**8974**	40	20	80	95	——	——	——	——	——	48	1	4972	0385
OK.4 - 40 x 25	**8975**	40	25	68	80	11,5	42	15	16	13	48	2	4971	——
OK.4 - 40 x 32	**8976**	40	32	68	80	11,5	42	15	16	13	48	2	0021	——

Figura 1

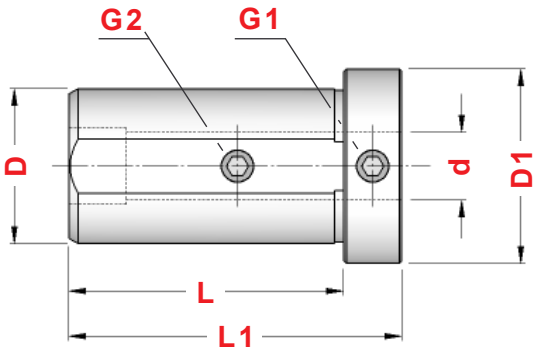

Figura 2

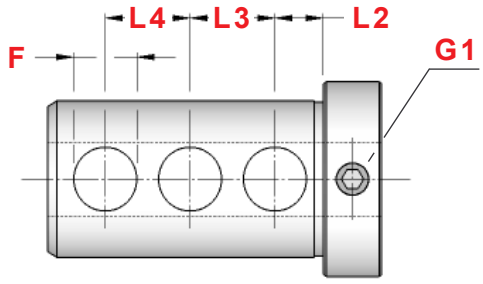

TIPO	Art.	D	d	L	L1	L2	L3	L4	F	D1	Fig.	G1	G2
OK.5 - 40 x 10	**8977**	40	10	77	89	——	——	——	——	48	1	0183	0375
OK.5 - 40 x 12	**8978**	40	12	77	89	——	——	——	——	48	1	0382	0375
OK.5 - 40 x 16	**8979**	40	16	77	89	——	——	——	——	48	1	0382	4971
OK.5 - 40 x 20	**8980**	40	20	77	89	——	——	——	——	48	1	0382	0021
OK.5 - 40 x 25	**8981**	40	25	77	89	10	29	29	12	48	2	0375	——
OK.5 - 40 x 32	**8982**	40	32	77	89	10	29	29	12	48	2	0021	——

OK.7

BUSSOLE DI RIDUZIONE PER MACCHINE TIPO OKUMA MACTURN 250 / MULTUS etc.

REDUCTION SLEEVES FOR OKUMA MACTURN 250 / MULTUS MACHINES TYPE etc.

Figura 1

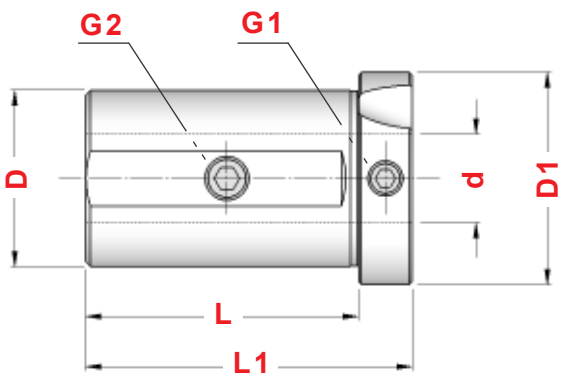

Figura 2

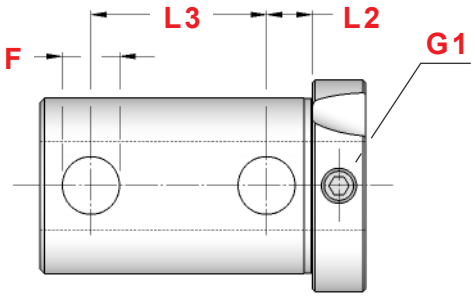

TIPO	Art.	D	d	L	L1	L2	L3	F	D1	Fig.	G1	G2
OK.7 - 40 x 10	**8910**	40	10	62	74	——	——	——	48	1	0382	0375
OK.7 - 40 x 12	**8911**	40	12	62	74	——	——	——	48	1	0382	0375
OK.7 - 40 x 16	**8912**	40	16	62	74	——	——	——	48	1	0382	0060
OK.7 - 40 x 20	**8913**	40	20	62	74	——	——	——	48	1	0375	0060
OK.7 - 40 x 25	**8914**	40	25	62	74	11,5	40	13	48	2	0375	——
OK.7 - 40 x 32	**8915**	40	32	62	74	11,5	40	13	48	2	0021	——

OK.6

BUSSOLE DI RIDUZIONE A CONO MORSE PER MACCHINE TIPO OKUMA etc.

MORSE TAPER REDUCTION SLEEVES FOR OKUMA MACHINES TYPE etc.

Figura 1

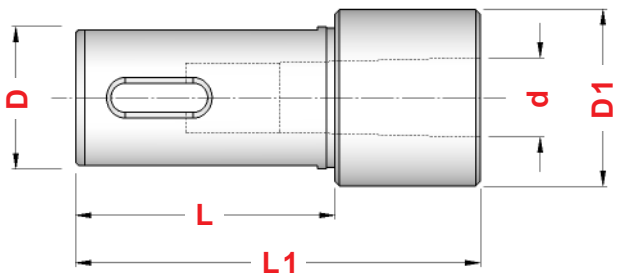

Figura 2

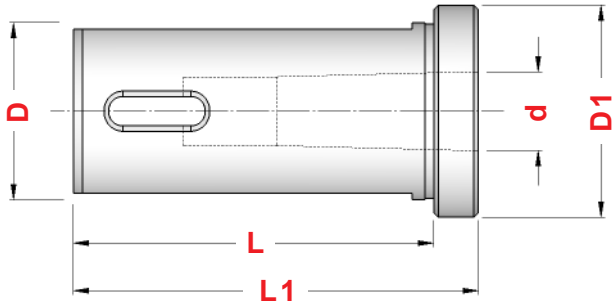

TIPO	Art.	D	CM	d	L	L1	D1	Fig.
OK.6 - 32 x 1	**8908**	32	1	12,065	59	87	40	1
OK.6 - 32 x 2	**8909**	32	2	17,780	59	92	40	1
OK.6 - 40 x 1	**8968**	40	1	12,065	82	87	48	2
OK.6 - 40 x 2	**8969**	40	2	17,780	82	92	48	2
OK.6 - 40 x 3	**8970**	40	3	23,825	82	112	48	2

INDICE DEI PORTAUTENSILI PER TORNI AUTOMATICI

INDEX OF TOOLHOLDERS FOR AUTOMATIC LATHES

ATTACCO VDI - DIN 69880

DIN 69880 - VDI SHANK

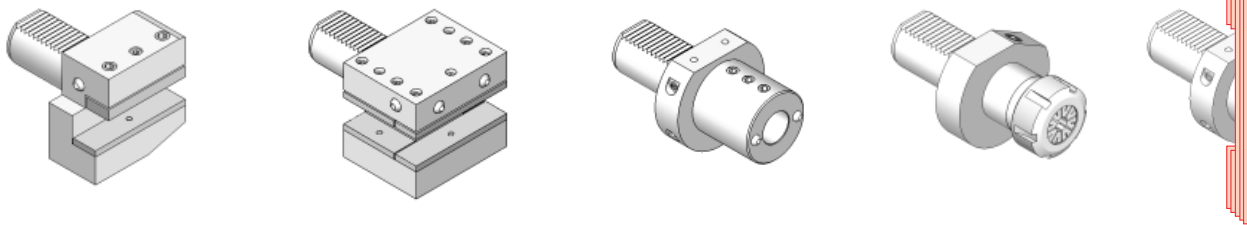

Programma completo da pagina **239**

PORTAUTENSILI RADIALI

RADIAL TOOLHOLDERS

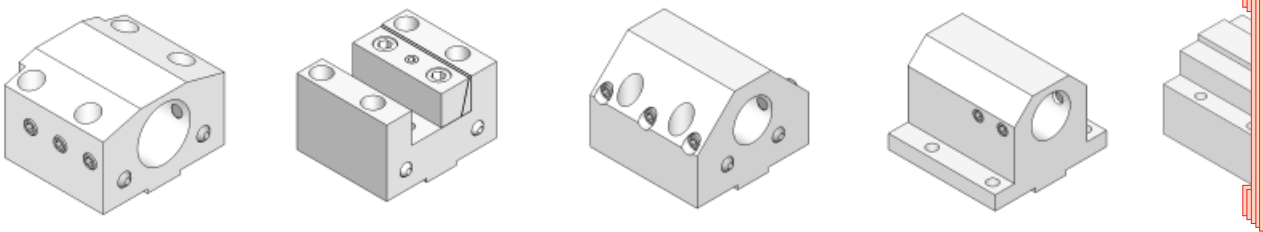

Programma completo da pagina **264**

PORTAUTENSILI ATTACCO CILINDRICO

CILINDRICAL SHANK TOOLHOLDERS

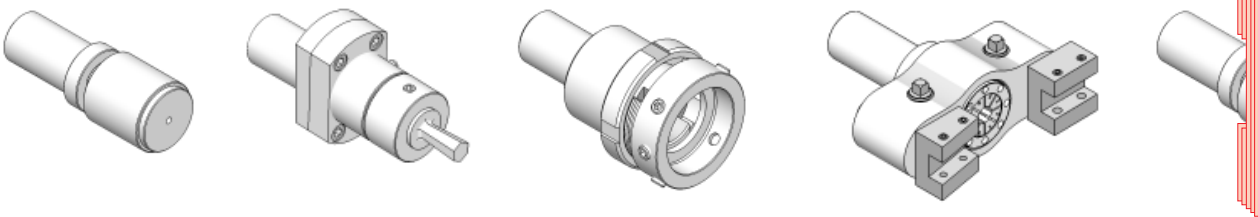

Programma completo da pagina **267**

PORTAUTENSILI PER TORNI AUTOMATICI

TOOLHOLDERS FOR AUTOMATIC LATHES

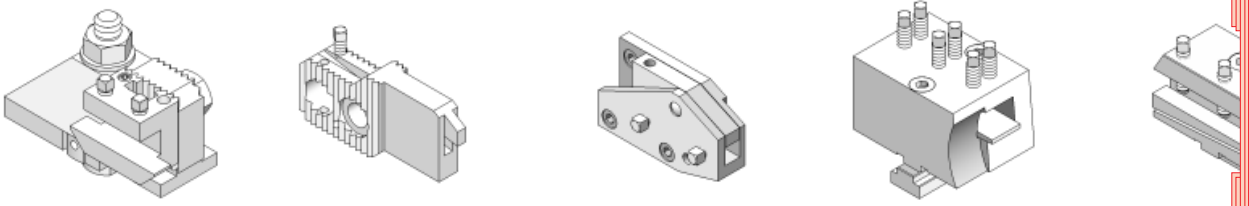

Programma completo da pagina **282**

PORTAFILIERA FISSI

FIXED THREADING DIE HOLDERS

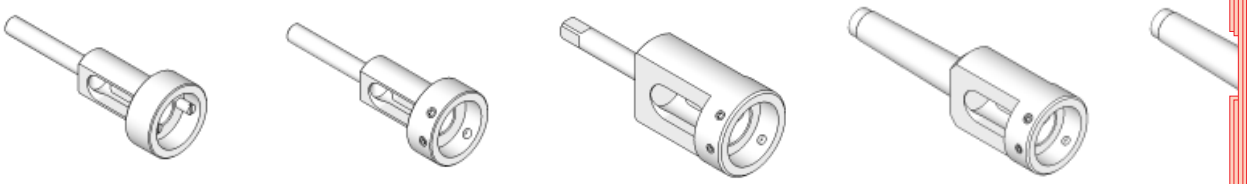

Programma completo a pagina **274**

PORTAGODRONI

KNURLING-WHEEL HOLDERS

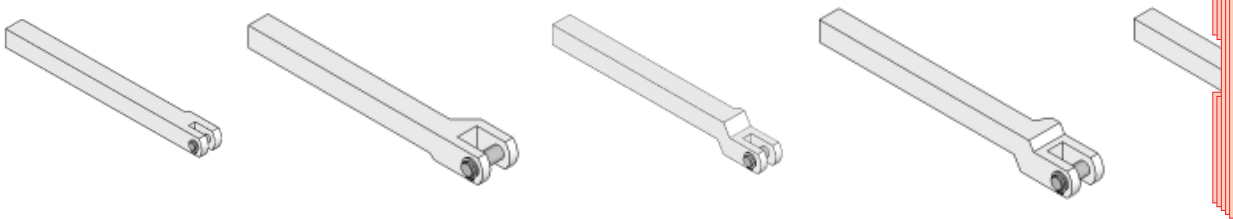

Programma completo a pagina **302**

IMPIEGO DEI PORTAUTENSILI **RADIALI** VDI - DIN 69880

USE OF RADIAL TOOLHOLDERS VDI - DIN 69880

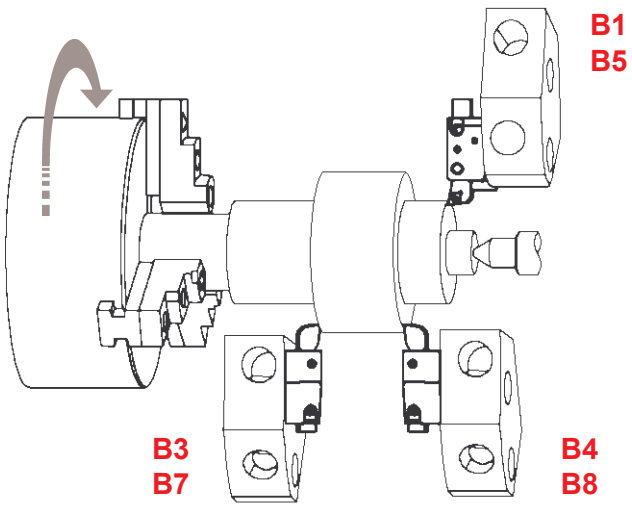

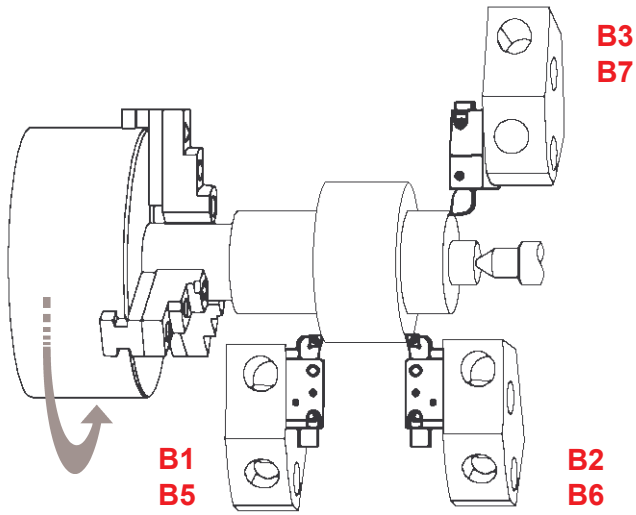

IMPIEGO DEI PORTAUTENSILI **ASSIALI** VDI - DIN 69880

USE OF AXIAL TOOLHOLDERS VDI - DIN 69880

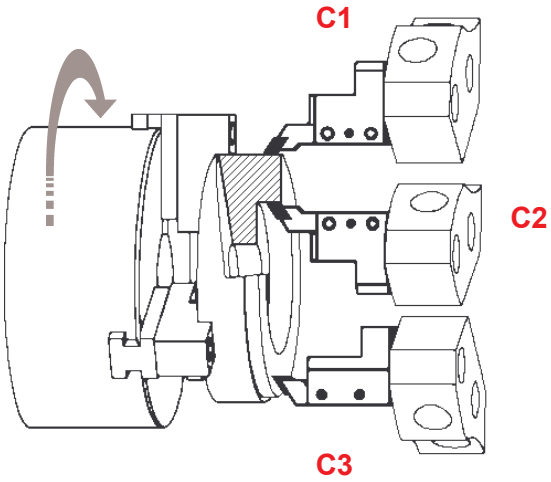

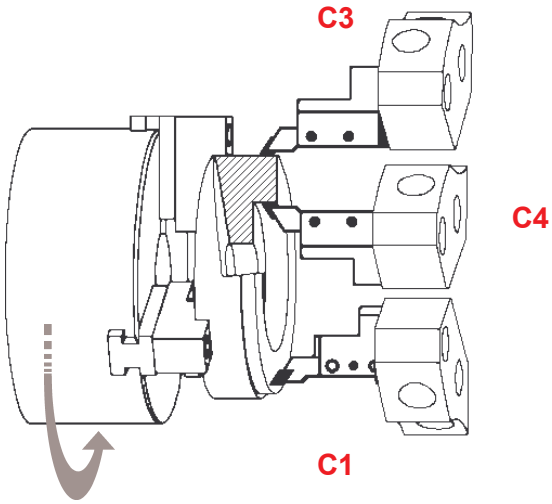

VDI DIN 69880

PORTAUTENSILI LAVORABILI
BLANK TOOLHOLDERS

A1

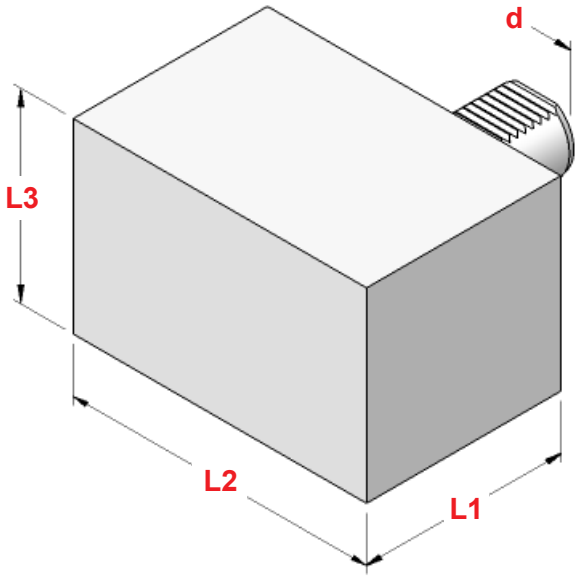

TIPO	Art.	d	L1	L2	L3
A1 - 16 x 44	**5600**	16	44	78	44
A1 - 20 x 65	**5634**	20	65	100	60
A1 - 30 x 85	**5616**	30	85	130	76
A1 - 40 x 100	**5635**	40	100	151	96
A1 - 50 x 125	**5636**	50	125	160	120
A1 - 60 x 160	**9356**	60	160	165	125

VDI DIN 69880

PORTAUTENSILI LAVORABILI
BLANK TOOLHOLDERS

A2

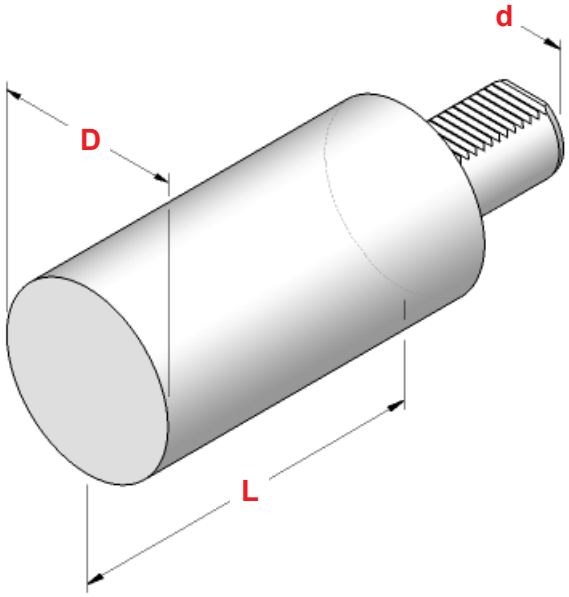

TIPO	Art.	d	D	L
A2 - 16 x 60	**5602**	16	40	60
A2 - 20 x 70	**5637**	20	50	70
A2 - 30 x 100	**5615**	30	68	100
A2 - 30 x 240	**5638**			240
A2 - 40 x 120	**5639**	40	83	120
A2 - 40 x 320	**5640**			320
A2 - 50 x 135	**5641**	50	98	135
A2 - 50 x 400	**5642**			400
A2 - 60 x 150	**9357**	60	123	150
A2 - 60 x 480	**9358**			480

VDI DIN 69880	PORTAUTENSILI CON SEDE TRASVERSALE **DESTRI CORTI** *RADIAL TOOLHOLDERS - RIGHT HAND - SHORT TYPE*

B1

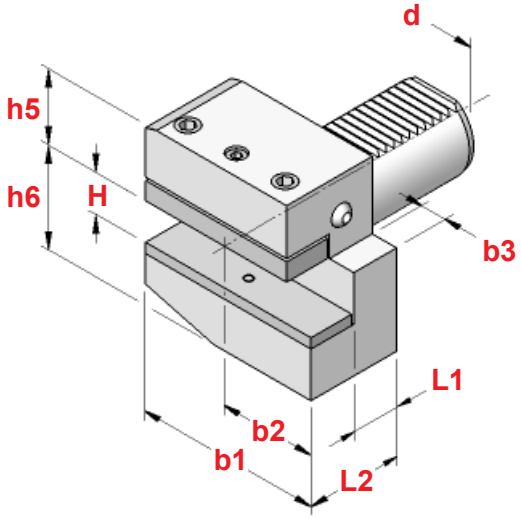

TIPO	Art.	d	b1	b2	b3	H	L1	L2
B1 - 16x12x24	**5605**	16	42	23,0	5,0	12	13	24
B1 - 16x12x34	**5607**						23	34
B1 - 20x16x30	**5643**	20	55	30,0	7,0	16/12	16	30
B1 - 20x16x40	**5644**						26	40
B1 - 30x20x40	**5617**	30	70	35,0	10,0	20/16	22	40
B1 - 30x20x60	**5738**						42	60
B1 - 40x25x44	**5649**	40	85	42,5	12,5	25/20	22	44
B1 - 50x32x55	**5795**	50	100	50,0	16,0	32/25	30	55
B1 - 60x32x60	**9359**	60	125	62,5	16,0	32/25	30	60

VDI DIN 69880	PORTAUTENSILI CON SEDE TRASVERSALE **SINISTRI CORTI** *RADIAL TOOLHOLDERS - LEFT HAND - SHORT TYPE*

B2

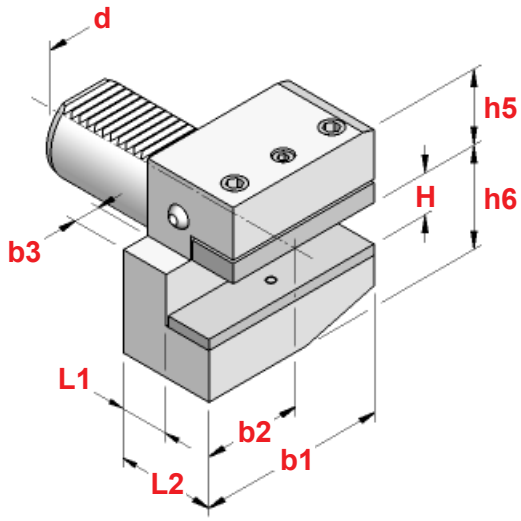

TIPO	Art.	d	b1	b2	b3	H	L1	L2
B2 - 16x12x24	**9324**	16	42	23,0	5,0	12	13	24
B2 - 16x12x34	**9325**						23	34
B2 - 20x16x30	**5650**	20	55	30,0	7,0	16/12	16	30
B2 - 20x16x40	**5651**						26	40
B2 - 30x20x40	**5624**	30	70	35,0	10,0	20/16	22	40
B2 - 30x20x60	**5739**						42	60
B2 - 40x25x44	**5656**	40	85	42,5	12,5	25/20	22	44
B2 - 50x32x55	**5796**	50	100	50,0	16,0	32/25	30	55
B2 - 60x32x60	**9360**	60	125	62,5	16,0	32/25	30	60

VDI DIN 69880	PORTAUTENSILI CON SEDE TRASVERSALE **ROVESCIATI DESTRI CORTI** *RADIAL UPSIDE-DOWN TOOLHOLDERS - RIGHT HAND - SHORT TYPE*

B3

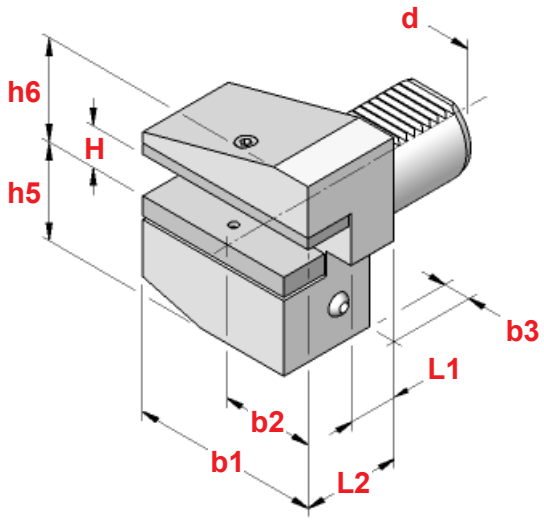

TIPO	Art.	d	b1	b2	b3	H	L1	L2
B3 - 16x12x24	**5654**	16	42	23,0	5,0	12	13	24
B3 - 16x12x34	**5655**						23	34
B3 - 20x16x30	**5657**	20	55	30,0	7,0	16/12	16	30
B3 - 20x16x40	**5658**						26	40
B3 - 30x20x40	**5621**	30	70	35,0	10,0	20/16	22	40
B3 - 30x20x60	**5662**						42	60
B3 - 40x25x44	**5663**	40	85	42,5	12,5	25/20	22	44
B3 - 50x32x55	**5797**	50	100	50,0	16,0	32/25	30	55
B3 - 60x32x60	**9361**	60	125	62,5	16,0	32/25	30	60

VDI DIN 69880	PORTAUTENSILI CON SEDE TRASVERSALE **ROVESCIATI SINISTRI CORTI** *RADIAL UPSIDE-DOWN TOOLHOLDERS - LEFT HAND - SHORT TYPE*

B4

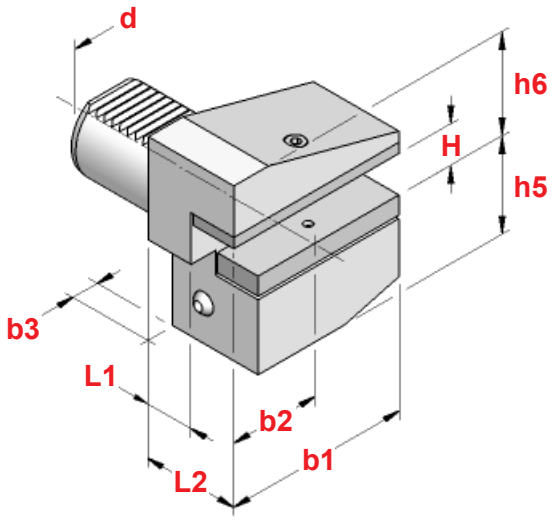

TIPO	Art.	d	b1	b2	b3	H	L1	L2
B4 - 16x12x24	**9326**	16	42	23,0	5,0	12	13	24
B4 - 16x12x34	**9327**						23	34
B4 - 20x16x30	**5664**	20	55	30,0	7,0	16/12	16	30
B4 - 20x16x40	**5665**						26	40
B4 - 30x20x40	**5627**	30	70	35,0	10,0	20/16	22	40
B4 - 30x20x60	**5647**						42	60
B4 - 40x25x44	**5670**	40	85	42,5	12,5	25/20	22	44
B4 - 50x32x55	**5798**	50	100	50,0	16,0	32/25	30	55
B4 - 60x32x60	**9362**	60	125	62,5	16,0	32/25	30	60

VDI DIN 69880	PORTAUTENSILI CON SEDE TRASVERSALE **DESTRI LUNGHI** *RADIAL TOOLHOLDERS - RIGHT HAND - LONG TYPE*

B5

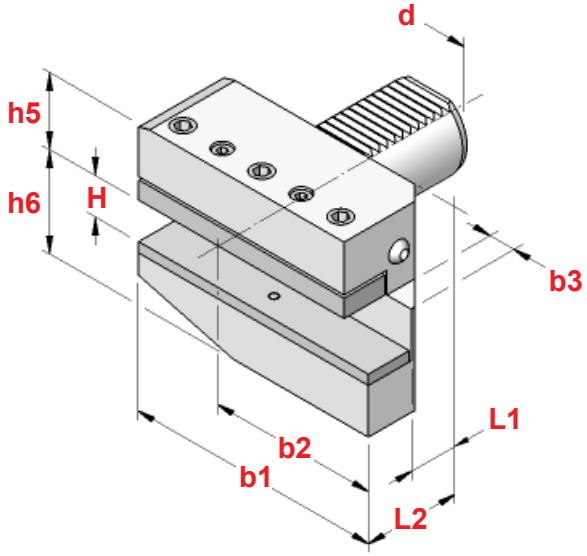

TIPO	Art.	d	b1	b2	b3	H	L1	L2
B5 - 16x12x24	**9328**	16	58	39,0	5,0	12	13	24
B5 - 16x12x34	**9329**						23	34
B5 - 20x16x30	**5671**	20	75	50,0	7,0	16/12	16	30
B5 - 20x16x40	**5687**						26	40
B5 - 30x20x40	**5620**	30	100	65,0	10,0	20/16	22	40
B5 - 30x20x60	**5648**						42	60
B5 - 40x25x44	**5677**	40	118	75,5	12,5	25/20	22	44
B5 - 50x32x55	**5802**	50	130	80,0	16,0	32/25	30	55
B5 - 60x32x60	**9363**	60	145	82,5	16,0	32/25	30	60

VDI DIN 69880	PORTAUTENSILI CON SEDE TRASVERSALE **SINISTRI LUNGHI** *RADIAL TOOLHOLDERS - LEFT HAND - LONG TYPE*

B6

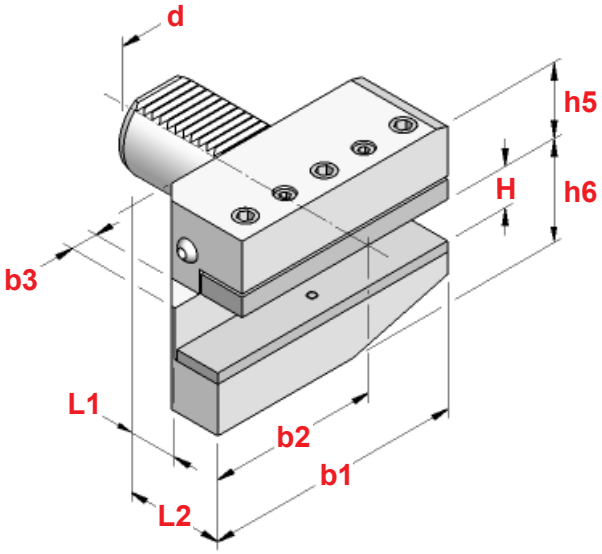

TIPO	Art.	d	b1	b2	b3	H	L1	L2
B6 - 16x12x24	**9330**	16	58	39,0	5,0	12	13	24
B6 - 16x12x34	**9331**						23	34
B6 - 20x16x30	**5678**	20	75	50,0	7,0	16/12	16	30
B6 - 20x16x40	**5688**						26	40
B6 - 30x20x40	**5619**	30	100	65,0	10,0	20/16	22	40
B6 - 30x20x60	**5682**						42	60
B6 - 40x25x44	**5684**	40	118	75,5	12,5	25/20	22	44
B6 - 50x32x55	**5791**	50	130	80,0	16,0	32/25	30	55
B6 - 60x32x60	**9364**	60	145	82,5	16,0	32/25	30	60

VDI DIN 69880	PORTAUTENSILI CON SEDE TRASVERSALE **ROVESCIATI DESTRI LUNGHI** *RADIAL UPSIDE-DOWN TOOLHOLDERS - RIGHT HAND - LONG TYPE*

B7

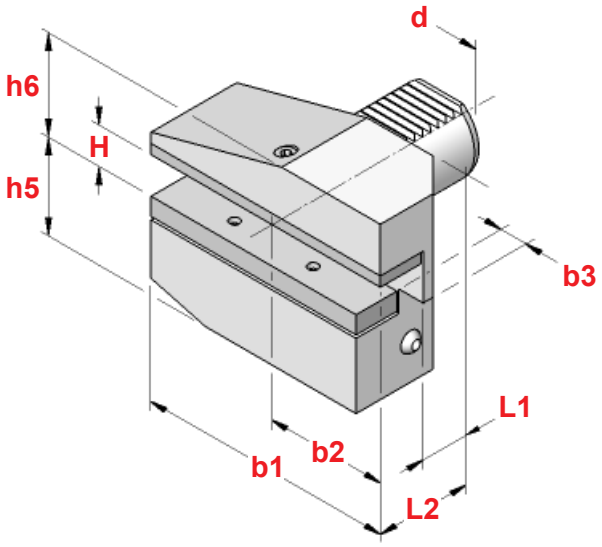

TIPO	Art.	d	b1	b2	b3	H	L1	L2
B7 - 16x12x24	**9332**	16	58	39,0	5,0	12	13	24
B7 - 16x12x34	**9333**						23	34
B7 - 20x16x30	**5685**	20	75	50,0	7,0	16/12	16	30
B7 - 20x16x40	**5686**						26	40
B7 - 30x20x40	**5689**	30	100	65,0	10,0	20/16	22	40
B7 - 30x20x60	**5699**						42	60
B7 - 40x25x44	**5692**	40	118	75,5	12,5	25/20	22	44
B7 - 50x32x55	**5803**	50	130	80,0	16,0	32/25	30	55
B7 - 60x32x60	**9365**	60	145	82,5	16,0	32/25	30	60

VDI DIN 69880	PORTAUTENSILI CON SEDE TRASVERSALE **ROVESCIATI SINISTRI LUNGHI** *RADIAL UPSIDE-DOWN TOOLHOLDERS - LEFT HAND - LONG TYPE*

B8

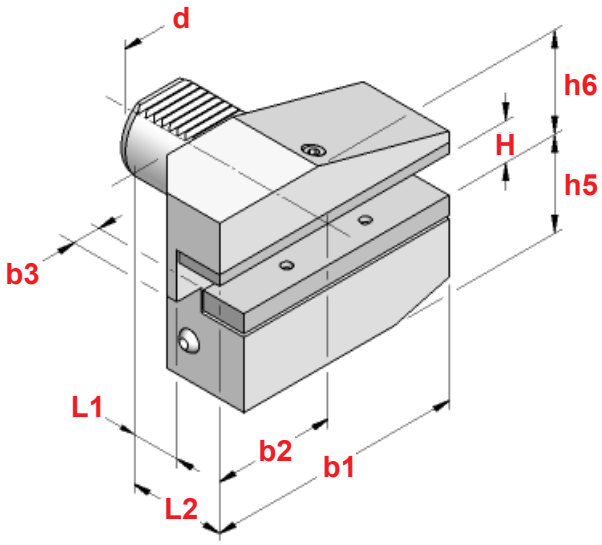

TIPO	Art.	d	b1	b2	b3	H	L1	L2
B8 - 16x12x24	**9334**	16	58	39,0	5,0	12	13	24
B8 - 16x12x34	**9335**						23	34
B8 - 20x16x30	**5693**	20	75	50,0	7,0	16/12	16	30
B8 - 20x16x40	**5745**						26	40
B8 - 30x20x40	**5697**	30	100	65,0	10,0	20/16	22	40
B8 - 30x20x60	**5698**						42	60
B8 - 40x25x44	**5700**	40	118	75,5	12,5	25/20	22	44
B8 - 50x32x55	**5804**	50	130	80,0	16,0	32/25	30	55
B8 - 60x32x60	**9366**	60	145	82,5	16,0	32/25	30	60

VDI DIN 69880	PORTAUTENSILI CON SEDE LONGITUDINALE **DESTRI** *AXIAL TOOLHOLDERS - RIGHT HAND*

C1

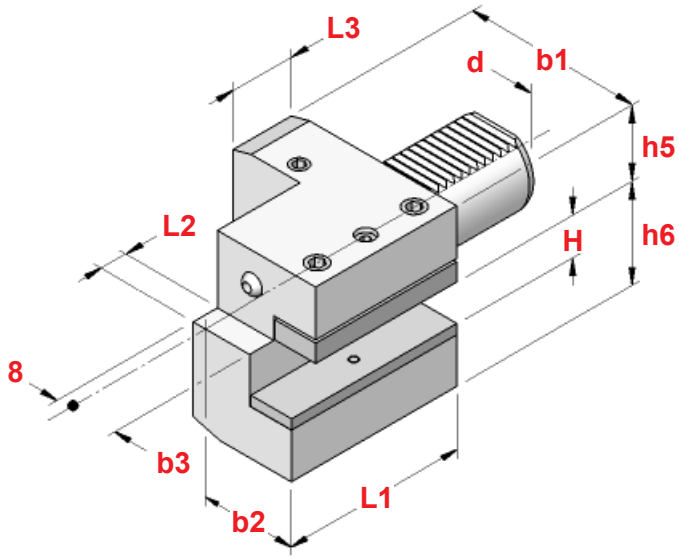

TIPO	Art.	d	b1	b2	b3	H	L1	L2	L3
C1- 16x12x44	**5702**	16	43	24,0	13,0	12	44	5,0	20
C1- 20x16x50	**5704**	20	65	40,0	26,0	16/12	50	——	30
C1- 20x16x55	**5701**	20	52	27,0	13,0	16/12	55	7,0	30
C1- 30x20x70	**5703**	30	70	35,0	17,0	20/16	70	10,0	30
C1- 40x25x85	**5705**	40	85	42,5	21,0	25/20	85	12,5	30
C1- 50x32x100	**5806**	50	100	50,0	26,0	32/25	100	16,0	40
C1- 60x32x125	**9367**	60	125	62,5	33,0	32/25	125	16,0	40

VDI DIN 69880	PORTAUTENSILI CON SEDE LONGITUDINALE **SINISTRI** *AXIAL TOOLHOLDERS - LEFT HAND*

C2

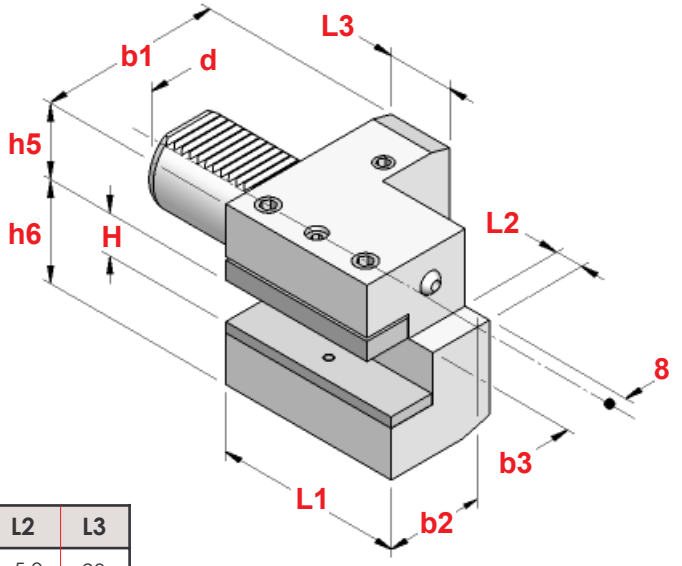

TIPO	Art.	d	b1	b2	b3	H	L1	L2	L3
C2- 16x12x44	**5707**	16	43	24,0	13,0	12	44	5,0	20
C2- 20x16x50	**5722**	20	65	40,0	26,0	16/12	50	——	30
C2- 30x20x70	**5724**	30	76	41,0	23,0	20/16	70	10,0	30
C2- 40x25x85	**5727**	40	90	47,5	25,5	25/20	85	12,5	30
C2- 50x32x100	**5807**	50	105	55,0	30,5	32/25	100	16,0	40
C2- 60x32x125	**9368**	60	125	62,5	33,0	32/25	125	16,0	40

VDI DIN 69880	PORTAUTENSILI CON SEDE LONGITUDINALE **ROVESCIATI DESTRI** *AXIAL UPSIDE-DOWN TOOLHOLDERS - RIGHT HAND*

C3

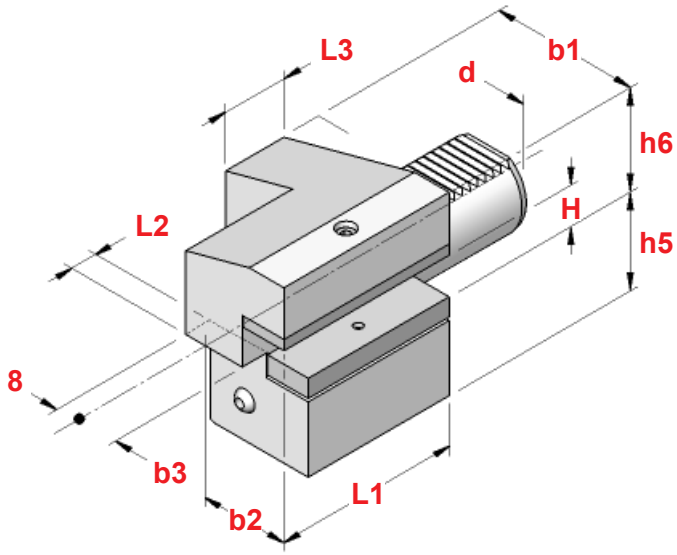

TIPO	Art.	d	b1	b2	b3	H	L1	L2	L3
C3- 16x12x44	**5716**	16	43	24,0	13,0	12	44	5,0	20
C3- 20x16x50	**5736**	20	65	40,0	26,0	16/12	50	——	30
C3- 20x16x55	**5737**	20	52	27,0	13,0	16/12	55	7,0	30
C3- 30x20x70	**5740**	30	70	35,0	17,0	20/16	70	10,0	30
C3- 40x25x85	**5742**	40	85	42,5	21,0	25/20	85	12,5	30
C3- 50x32x100	**5808**	50	100	50,0	26,0	32/25	100	16,0	40
C3- 60x32x125	**9369**	60	125	62,5	33,0	32/25	125	16,0	40

VDI DIN 69880	PORTAUTENSILI CON SEDE LONGITUDINALE **ROVESCIATI SINISTRI** *AXIAL UPSIDE-DOWN TOOLHOLDERS - LEFT HAND*

C4

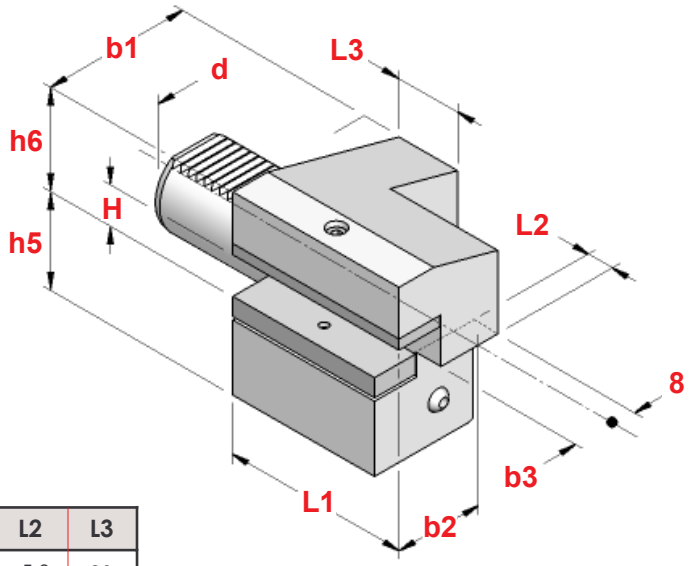

TIPO	Art.	d	b1	b2	b3	H	L1	L2	L3
C4- 16x12x44	**5614**	16	43	24,0	13,0	12	44	5,0	20
C4- 20x16x50	**5743**	20	65	40,0	26,0	16/12	50	——	30
C4- 30x20x70	**5618**	30	76	41,0	23,0	20/16	70	10,0	30
C4- 40x25x85	**5746**	40	90	47,5	25,5	25/20	85	12,5	30
C4- 50x32x100	**5809**	50	105	55,0	30,5	32/25	100	16,0	40
C4- 60x32x125	**9370**	60	125	62,5	33,0	32/25	125	16,0	40

VDI DIN 69880	PORTAUTENSILI REGOLABILI CON SEDE PER LAMA DA TAGLIO **DESTRI** *TOOLHOLDERS FOR CUT OFF TOOLS ADJISTABLE IN HEIGHT - RIGHT HAND*

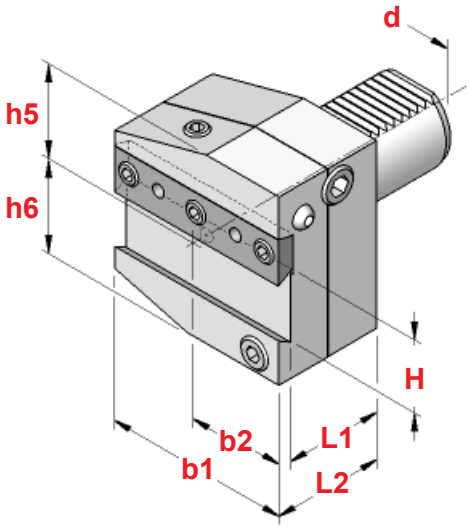

TIPO	Art.	d	b1	b2	H	h5	h6	L1	L2
CUT 1-20x26	**7917**	20	60	30,0	26	28	36,0	44	50
CUT 1-30x26	**7918**	30	70	35,0	26	32	39,0	44	50
CUT 1-40x26	**7919**	40	85	42,5	26	43	41,5	44	50
CUT 1-40x32	**7920**	40	85	42,5	32	43	41,5	44	50
CUT 1-50x26	**7921**	50	100	50,0	26	43	45,0	44	50
CUT 1-50x32	**7922**	50	100	50,0	32	43	45,0	44	50
CUT 1-60x32	**7923**	60	125	62,5	32	48	55,0	44	50

VDI DIN 69880	PORTAUTENSILI REGOLABILI CON SEDE PER LAMA DA TAGLIO **SINISTRI** *TOOLHOLDERS FOR CUT OFF TOOLS ADJISTABLE IN HEIGHT - LEFT HAND*

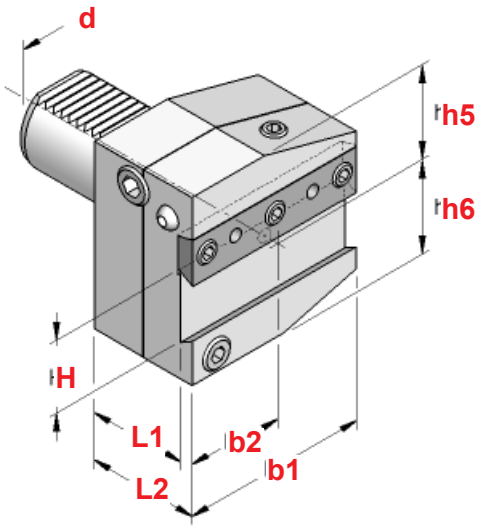

TIPO	Art.	d	b1	b2	H	h5	h6	L1	L2
CUT 2-20x26	**7924**	20	60	30,0	26	28	36,0	44	50
CUT 2-30x26	**7925**	30	70	35,0	26	32	39,0	44	50
CUT 2-40x26	**7926**	40	85	42,5	26	43	41,5	44	50
CUT 2-40x32	**7927**	40	85	42,5	32	43	41,5	44	50
CUT 2-50x26	**7928**	50	100	50,0	26	43	45,0	44	50
CUT 2-50x32	**7929**	50	100	50,0	32	43	45,0	44	50
CUT 2-60x32	**7930**	60	125	62,5	32	48	55,0	44	50

VDI DIN 69880	PORTAUTENSILI REGOLABILI CON SEDE PER LAMA DA TAGLIO **ROVESCIATI DESTRI** *UPSIDE-DOWN TOOLHOLDERS FOR CUT OFF TOOLS ADJISTABLE IN HEIGHT - RIGHT HAND*

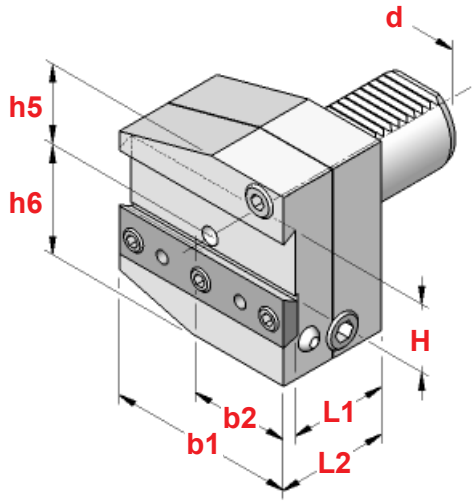

TIPO	Art.	d	b1	b2	H	h5	h6	L1	L2
CUT 3-30 x 26	**7931**	30	70	35,0	26	38	35,0	44	50
CUT 3-40 x 26	**7932**	40	85	42,5	26	43	41,5	44	50
CUT 3-40 x 32	**7933**	40	85	42,5	32	43	41,5	44	50
CUT 3-50 x 26	**7934**	50	100	50,0	26	43	45,0	44	50
CUT 3-50 x 32	**7935**	50	100	50,0	32	43	45,0	44	50
CUT 3-60 x 32	**7936**	60	125	62,5	32	48	55,0	44	50

VDI DIN 69880	PORTAUTENSILI REGOLABILI CON SEDE PER LAMA DA TAGLIO **ROVESCIATI SINISTRI** *UPSIDE-DOWN TOOLHOLDERS FOR CUT OFF TOOLS ADJISTABLE IN HEIGHT - LEFT HAND*

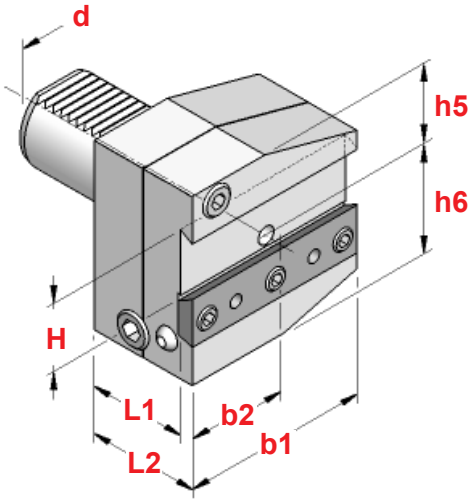

TIPO	Art.	d	b1	b2	H	h5	h6	L1	L2
CUT 4-30 x 26	**7937**	30	70	35,0	26	38	35,0	44	50
CUT 4-40 x 26	**7938**	40	85	42,5	26	43	41,5	44	50
CUT 4-40 x 32	**7939**	40	85	42,5	32	43	41,5	44	50
CUT 4-50 x 26	**7940**	50	100	50,0	26	43	45,0	44	50
CUT 4-50 x 32	**7941**	50	100	50,0	32	43	45,0	44	50
CUT 4-60 x 32	**7942**	60	125	62,5	32	48	55,0	44	50

VDI DIN 69880	PORTAUTENSILI A PIU' SEDI RETTANGOLARI *TOOLHOLDERS WITH MULTIPLE SEATS*

D1

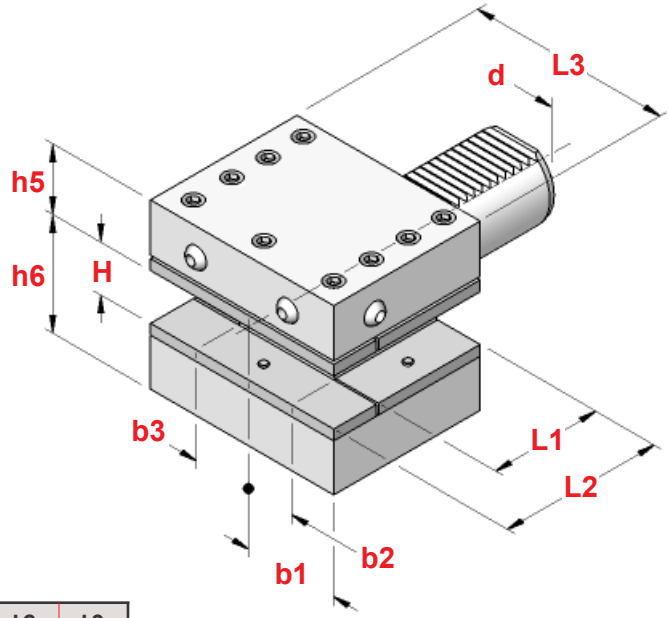

TIPO	Art.	d	b1	b2	b3	H	L1	L2	L3
D1- 30x20x60	**5748**	30	35,0	17	23,0	20/16	42	60	76
D1- 40x25x72	**5750**	40	42,5	21	25,5	25/20	50	72	90
D1- 50x32x85	**5810**	50	50,0	26	30,5	32/25	60	85	105
D1- 60x32x110	**9371**	60	57,5	33	33,0	32/25	85	110	115

VDI DIN 69880	PORTAUTENSILI A PIU' SEDI RETTANGOLARI **ROVESCIATI** *UPSIDE-DOWN TOOLHOLDERS WITH MULTIPLE SEATS*

D2

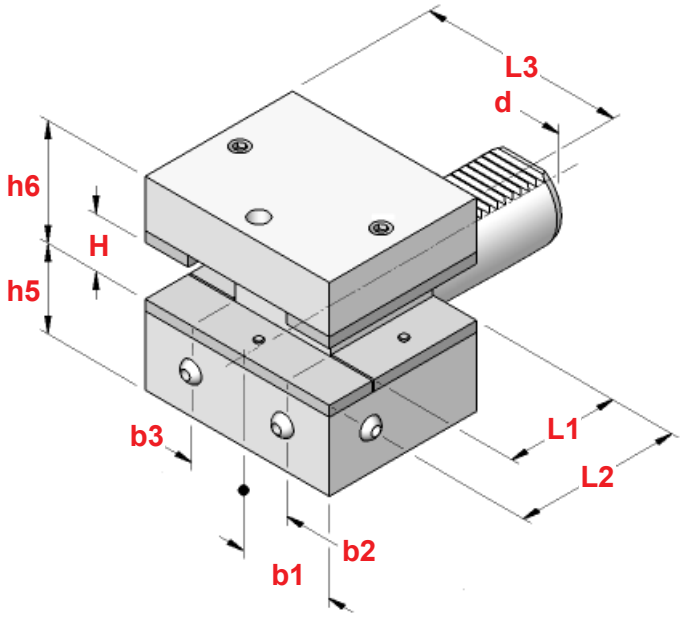

TIPO	Art.	d	b1	b2	b3	H	L1	L2	L3
D2- 30x20x60	**5752**	30	35,0	17	23,0	20/16	42	60	76
D2- 40x25x72	**5754**	40	42,5	21	25,5	25/20	50	72	90
D2- 50x32x85	**5811**	50	50,0	26	30,5	32/25	60	85	105
D2- 60x32x110	**9372**	60	57,5	33	33,0	32/25	85	110	115

VDI DIN 69880	FERMOBARRA ROTANTI REGOLABILI *ROTARY ADJUSTABLE BAR-STOP*

BS 1

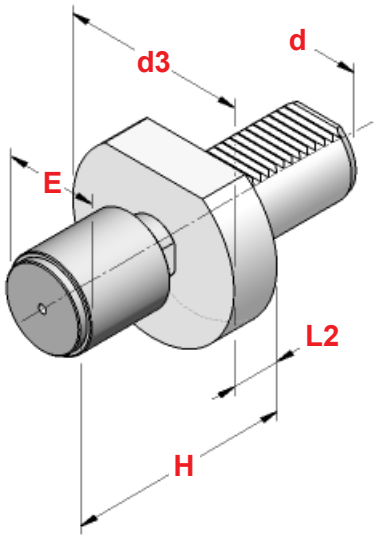

TIPO	Art.	d	H	d3	L2	E
BS 1 - 20 x 34	**7943**	20	74 - 87	50	30	**34**
BS 1 - 20 x 42	**7944**	20	82 - 95	50	30	**42**
BS 1 - 30 x 42	**7945**	30	68 -100	68	16	**42**
BS 1 - 30 x 56	**7946**	30	68 -100	68	16	**56**
BS 1 - 40 x 42	**7947**	40	74 -100	83	22	**42**
BS 1 - 40 x 56	**7948**	40	74 -100	83	22	**56**
BS 1 - 50 x 42	**7949**	50	82 -110	98	30	**42**
BS 1 - 50 x 56	**7950**	50	82 -110	98	30	**56**

VDI DIN 69880	FERMOBARRA ROTANTI REGOLABILI **AMMORTIZZATI** *DAMPED ROTARY ADJUSTABLE BAR-STOP*

BS 2

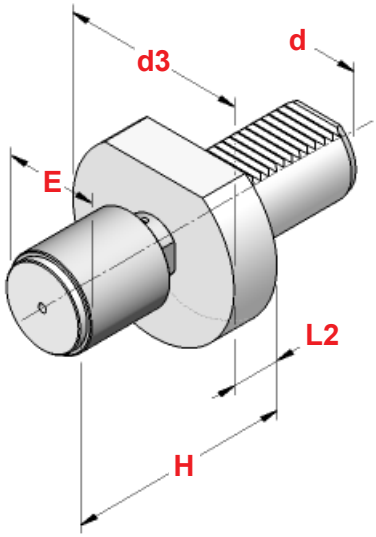

TIPO	Art.	d	H	d3	L2	E
BS 2 - 20 x 34	**5787**	20	82 - 95	50	30	**34**
BS 2 - 20 x 42	**5788**	20	82 - 95	50	30	**42**
BS 2 - 30 x 42	**5789**	30	68 -100	68	16	**42**
BS 2 - 30 x 56	**3586**	30	68 -100	68	16	**56**
BS 2 - 40 x 42	**5790**	40	74 -100	83	22	**42**
BS 2 - 40 x 56	**3587**	40	74 -100	83	22	**56**
BS 2 - 50 x 42	**5832**	50	82 -110	98	30	**42**
BS 2 - 50 x 56	**3588**	50	82 -110	98	30	**56**

CARATTERISTICHE : a differenza del normale fermobarra rotante, nel modello ammortizzato, oltre al cuscinetto radiale ed al reggispinta, è presente una serie di molle a tazza per meglio assorbire eventuali urti della barra .

CHARACTERISTICS: *unlike normal rotary bar stop, inside damped model, besides radial bearing and thrust bearing, there is a set of spring washers in order to absorb well any bar shoves.*

VDI DIN 69880

PORTABARENI CON LUBRIFICAZIONE INTERNA
BORING BAR HOLDERS WITH INSIDE COOLING

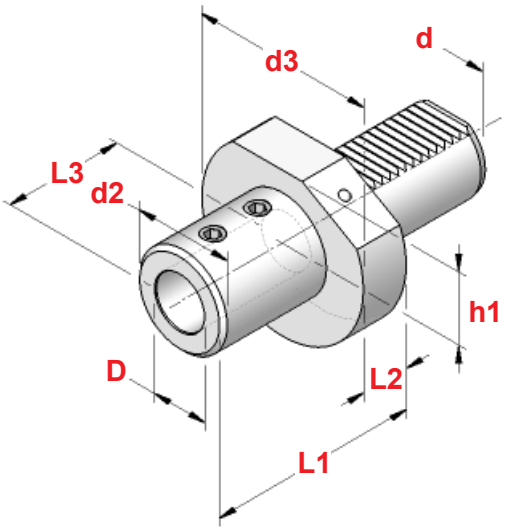

TIPO	Art.	d	d2	D	L1	L2	L3	
E1 - 20x6*	**9343**	20	25	6	50	18	36	4970
E1 - 20x8*	**9344**	20	28	8	50	18	36	4971
E1 - 20x10*	**9345**	20	35	10	54	18	40	4972
E1 - 20x12*	**9346**	20	42	12	59	18	45	4973
E1 - 20x16	**5728**	20	36	16	67	18	54	0403
E1 - 20x20	**5729**	20	40	20	67	18	54	0403
E1 - 20x25	**5730**	20	45	25	71	18	58	0417
E1 - 30x6*	**9347**	30	25	6	50	22	36	4970
E1 - 30x8*	**9348**	30	28	8	50	22	36	4971
E1 - 30x10*	**9349**	30	35	10	54	22	40	4972
E1 - 30x12*	**9350**	30	42	12	59	22	45	4973
E1 - 30x16	**5731**	30	36	16	67	22	54	0403
E1 - 30x20	**5732**	30	40	20	67	22	54	0403
E1 - 30x25	**5733**	30	45	25	71	22	58	0417
E1 - 30x32	**5734**	30	52	32	75	22	61	0417
E1 - 30x40	**5735**	30	65	40	90	22	72	0493
E1 - 40x6*	**9351**	40	25	6	50	22	36	4970
E1 - 40x8*	**9352**	40	28	8	50	22	36	4971
E1 - 40x10*	**9353**	40	35	10	54	22	40	4972
E1 - 40x12*	**9354**	40	42	12	58	22	45	4973
E1 - 40x16	**5833**	40	36	16	67	22	54	0403
E1 - 40x20	**5834**	40	40	20	67	22	54	0403
E1 - 40x25	**5835**	40	45	25	75	22	59	0417
E1 - 40x32	**5836**	40	52	32	75	22	61	0417
E1 - 40x40	**5837**	40	65	40	90	22	73	0493
E1 - 40x50	**9355**	40	70	50	100	22	83	0493
E1 - 50x16	**5838**	50	36	16	80	30	54	0403
E1 - 50x20	**5839**	50	40	20	80	30	54	0403
E1 - 50x25	**5840**	50	45	25	80	30	59	0417
E1 - 50x32	**5841**	50	52	32	80	30	63	0417
E1 - 50x40	**5842**	50	65	40	90	30	73	0493
E1 - 50x50	**5843**	50	75	50	100	30	83	0493
E1 - 60x16	**9373**	60	36	16	80	30	54	0403
E1 - 60x20	**9374**	60	40	20	80	30	54	0403
E1 - 60x25	**9375**	60	45	25	80	30	59	0417
E1 - 60x32	**9376**	60	52	32	80	30	63	0417
E1 - 60x40	**9377**	60	65	40	90	30	73	0493
E1 - 60x50	**9378**	60	75	50	100	30	83	0493

✱ = L'asse del grano di bloccaggio utensile è inclinato di 2° al fine di migliorarne il presettaggio

✱ = Tool loking screw axis is 2° inclined in order to improve its presetting.

Dove trovare questi Articoli
Where to find those Items

Grani di bloccaggio - pag. 197
Locking screws - page 197

VDI DIN 69880

PORTABARENI CON LUBRIFICAZIONE ESTERNA - INTERNA

BORING BAR HOLDERS WITH OUTSIDE - INSIDE COOLING

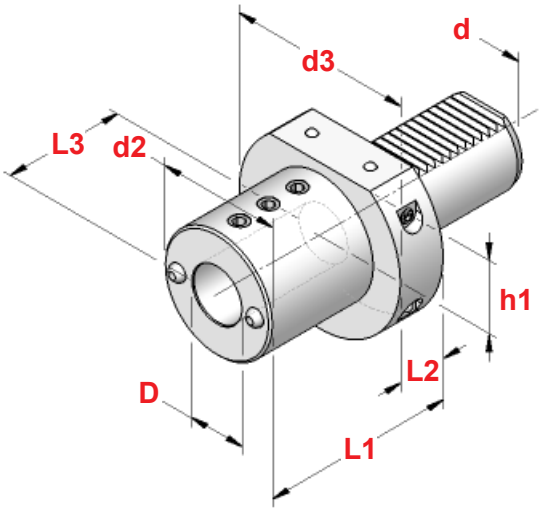

TIPO	Art.	d	d2	D	L1	L2	L3	
E2-16x6	**9336**	16	32	6	44	13	34	0371
E2-16x8	**9337**	16	32	8	44	13	34	0371
E2-16x10	**9338**	16	32	10	44	13	34	0371
E2-16x12	**9339**	16	40	12	44	13	34	0375
E2-16x16	**9340**	16	40	16	44	13	34	0375
E2-20x6	**5725**	20	40	6	50	18	42	0208
E2-20x8	**5762**	20	40	8	50	18	42	0208
E2-20x10	**5763**	20	40	10	50	18	42	0382
E2-20x12	**5764**	20	40	12	50	18	42	0382
E2-20x16	**5765**	20	42	16	50	18	42	0375
E2-20x20	**5766**	20	49	20	50	18	42	0375
E2-20x25	**5767**	20	49	25	60	18	52	4971
E2-30x6	**5741**	30	55	6	60	22	43	0248
E2-30x8	**5768**	30	55	8	60	22	43	0248
E2-30x10	**5769**	30	55	10	60	22	43	0248
E2-30x12	**5631**	30	55	12	60	22	43	0183
E2-30x16	**5632**	30	55	16	60	22	55	0183
E2-30x20	**5633**	30	55	20	60	22	54	0382
E2-30x25	**5622**	30	55	25	60	22	54	0382
E2-30x30	**5623**	30	67	30	75	22	61	0382
E2-30x32	**5629**	30	67	32	75	22	61	0382
E2-30x40	**5628**	30	67	40	75	22	66	0382
E2-40x6	**5747**	40	55	6	75	22	43	0248
E2-40x8	**5749**	40	55	8	75	22	43	0183
E2-40x10	**5751**	40	55	10	75	22	43	0183
E2-40x12	**5770**	40	55	12	75	22	58	0183
E2-40x16	**5771**	40	55	16	75	22	61	0186
E2-40x20	**5772**	40	55	20	75	22	61	0377
E2-40x25	**5773**	40	55	25	75	22	61	0186
E2-40x30	**5786**	40	82	30	75	22	61	0377
E2-40x32	**5774**	40	82	32	75	22	61	0186
E2-40x40	**5775**	40	82	40	90	22	76	0377
E2-40x50	**5785**	40	98	50	100	——	86	0260
E2-50x12	**5805**	50	68	12	90	30	71	0249
E2-50x16	**5812**	50	68	16	90	30	76	0250
E2-50x20	**5813**	50	68	20	90	30	76	0257
E2-50x25	**5814**	50	68	25	90	30	76	0257
E2-50x30	**5801**	50	69	30	90	30	76	0277
E2-50x32	**5815**	50	69	32	90	30	76	0277
E2-50x40	**5816**	50	98	40	90	——	76	4973
E2-50x50	**5817**	50	98	50	100	——	86	0260
E2-60x16	**9379**	60	68	16	90	30	76	0250
E2-60x20	**9380**	60	68	20	90	30	76	0257
E2-60x25	**9381**	60	68	25	90	30	76	0257
E2-60x32	**9382**	60	68	32	90	30	76	0277
E2-60x40	**9383**	60	98	40	90	30	76	0277
E2-60x50	**9384**	60	98	50	100	30	86	4973

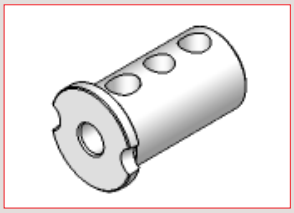

Bussole di riduzione per Portabareni tipo E2
pag. 224

Reduction sleeves for Boring bar holders E2 type
page 224

VDI DIN 69880

PORTABARENI CON LUBRIFICAZIONE ESTERNA - INTERNA A CHIUSURA ELASTICA

ELASTIC GRIPPING BORING BAR HOLDERS WITH OUTSIDE - INSIDE COOLING

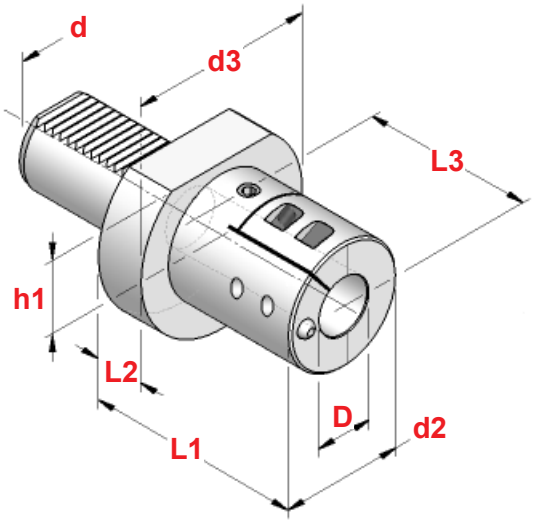

TIPO	Art.	d	d2	D	L1	L2	L3	
ES 2 - 30 x 6	**7951**	30	32	6	75	22	65	0371
ES 2 - 30 x 8	**7952**	30	34	8	75	22	65	0371
ES 2 - 30 x 10	**7953**	30	38	10	75	22	65	0375
ES 2 - 30 x 12	**7954**	30	38	12	75	22	65	0375
ES 2 - 30 x 16	**7955**	30	42	16	75	22	70	4972
ES 2 - 30 x 20	**7956**	30	42	20	75	22	66	4972
ES 2 - 30 x 25	**7957**	30	48	25	75	22	66	4972
ES 2 - 30 x 32	**7958**	30	56	32	75	22	65	4972
ES 2 - 30 x 40	**7959**	30	65	40	75	22	67	0390
ES 2 - 40 x 6	**7960**	40	32	6	75	22	65	0371
ES 2 - 40 x 8	**7961**	40	34	8	75	22	65	0371
ES 2 - 40 x 10	**7962**	40	38	10	75	22	65	0375
ES 2 - 40 x 12	**7963**	40	38	12	75	22	65	0375
ES 2 - 40 x 16	**7964**	40	42	16	75	22	68	4972
ES 2 - 40 x 20	**7965**	40	42	20	85	22	80	4972
ES 2 - 40 x 25	**7966**	40	48	25	85	22	76	4972
ES 2 - 40 x 32	**7967**	40	56	32	85	22	76	4972
ES 2 - 40 x 40	**7968**	40	65	40	97	22	90	0390
ES 2 - 50 x 16	**7969**	50	42	16	93	30	85	4972
ES 2 - 50 x 20	**7970**	50	42	20	93	30	85	4972
ES 2 - 50 x 25	**7971**	50	48	25	98	30	90	4972
ES 2 - 50 x 32	**7972**	50	56	32	98	30	90	4972
ES 2 - 50 x 40	**7973**	50	65	40	115	30	105	0390
ES 2 - 50 x 50	**7974**	50	76	50	125	30	112	0390
ES 2 - 60 x 25	**7975**	60	48	25	98	30	90	4972
ES 2 - 60 x 32	**7976**	60	56	32	98	30	90	4972
ES 2 - 60 x 40	**7977**	60	65	40	115	30	105	0390
ES 2 - 60 x 50	**7978**	60	76	50	125	30	112	0390

CARATTERISTICHE

- La chiusura a collare favorisce il fissaggio di utensili particolarmente lunghi e risulta adatta a bareni antivibranti in metallo duro
- Fissaggio effettuato con 3 viti : una direttamente sul piano mentre le altre due stringono a collare lo stelo cilindrico.
- Frontalmente viene tracciata la riga di riferimento per posizionare i bareni con stelo totalmente cilindrico.

CHARACTERISTICS

- *Collar gripping helps clamping of partculary long tools and turns out suitable for vibration-damping boring bars with hard metal shank.*
- *Fixing occurs by 3 screws : one directly on flat on the shank,differently the other two grip the cylindrical shank as collar.*
- *On the front is engraved the reference mark to set boring bars with complitely cylindrical shank.*

Dove trovare questi Articoli

Where to find those Items

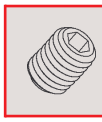

Grani di bloccaggio - pag. 197
Locking screws - page 197

VDI DIN 69880	PORTABARENI **DOPPI DESTRI** *DOUBLE BORING BAR HOLDERS - RIGHT HAND*

ES 7

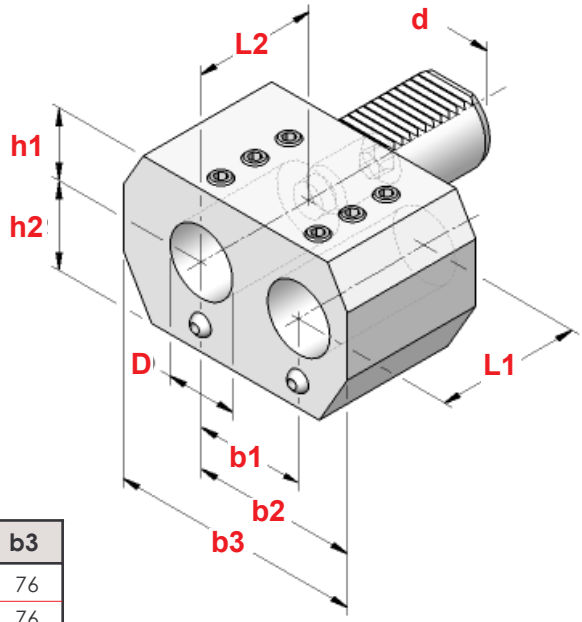

TIPO	Art.	d	D	h1	h2	L1	L2	b1	b2	b3
ES 7 - 20 x 16	**7979**	20	16	25,0	25,0	45	42	32	51	76
ES 7 - 20 x 20	**7980**	20	20	25,0	25,0	45	42	32	51	76
ES 7 - 30 x 25	**7981**	30	25	28,0	32,0	56	52	45	65	95
ES 7 - 40 x 32	**7982**	40	32	32,5	40,0	66	60	50	75	115
ES 7 - 50 x 32	**7983**	50	32	32,5	47,5	66	60	50	75	115
ES 7 - 50 x 50	**7984**	50	50	35,0	49,0	90	80	68	103	152

VDI DIN 69880	PORTABARENI **DOPPI SINISTRI** *DOUBLE BORING BAR HOLDERS - LEFT HAND*

ES 8

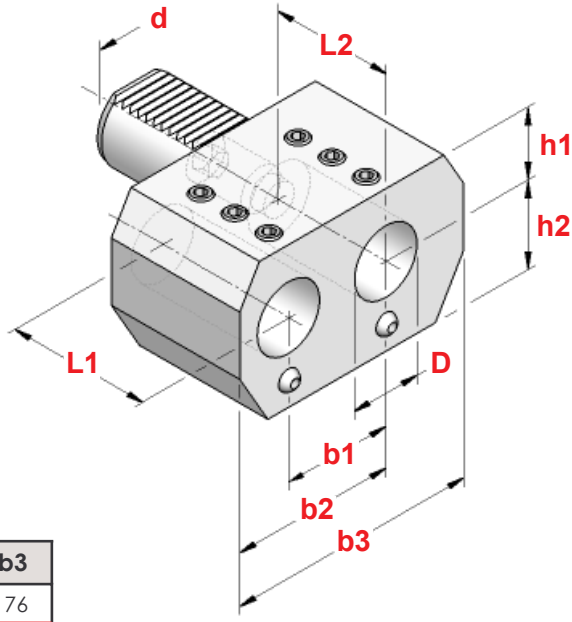

TIPO	Art.	d	D	h1	h2	L1	L2	b1	b2	b3
ES 8 - 20 x 16	**7985**	20	16	25,0	25,0	45	42	32	51	76
ES 8 - 20 x 20	**7986**	20	20	25,0	25,0	45	42	32	51	76
ES 8 - 30 x 25	**7987**	30	25	28,0	32,0	56	52	45	65	95
ES8 - 40 x 32	**7988**	40	32	32,5	40,0	66	60	50	75	115
ES 8 - 50 x 32	**7989**	50	32	32,5	47,5	66	60	50	75	115
ES 8 - 50 x 50	**7990**	50	50	35,0	49,0	90	80	68	103	152

VDI DIN 69880

PORTAPINZE PER PINZE EOC DIN 6388

DIN 6388 COLLET CHUCKS

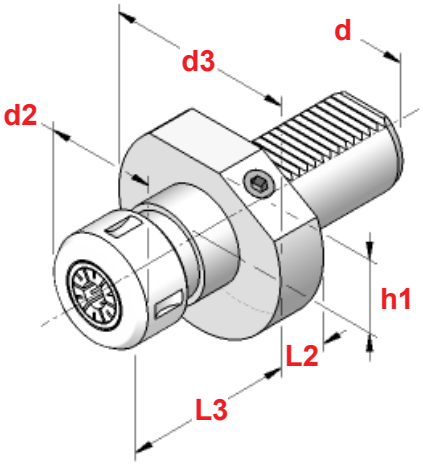

TIPO	Art.	d	d2	CAPACITA'	L2	L3			
E3-16x16	**5609**	16	43	2 ÷ 16	13	44	4067	2883	0768
E3-20x16	**5610**	20	43	2 ÷ 16	18	39	4067	2883	0768
E3-30x16	**5611**	30	43	2 ÷ 16	22	35	4067	2883	0768
E3-30x20	**5612**	30	52	2 ÷ 20	22	40	4008	2908	0783
E3-30x25	**5613**	30	60	2 ÷ 25	22	53	4068	2909	0769
E3-30x32	**5626**	30	72	4 ÷ 32	22	68	4069	2910	0770
E3-40x16	**5282**	40	43	2 ÷ 16	22	35	4067	2883	0768
E3-40x20	**5283**	40	52	2 ÷ 20	22	40	4008	2908	0783
E3-40x25	**5645**	40	60	2 ÷ 25	22	53	4068	2909	0769
E3-40x32	**5646**	40	72	4 ÷ 32	22	68	4069	2910	0770
E3-50x25	**5652**	50	60	2 ÷ 25	30	45	4068	2909	0769
E3-50x32	**5653**	50	72	4 ÷ 32	30	60	4069	2910	0770
E3-60x25	**9385**	60	60	2 ÷ 25	30	45	4068	2909	0769
E3-60x32	**9386**	60	72	4 ÷ 32	30	60	4069	2910	0770

Pinze EOC da pag. 28
DIN 6388 Collets from page 28

VDI DIN 69880

PORTAPINZE PER PINZE ER DIN 6499

DIN 6499 COLLET CHUCKS

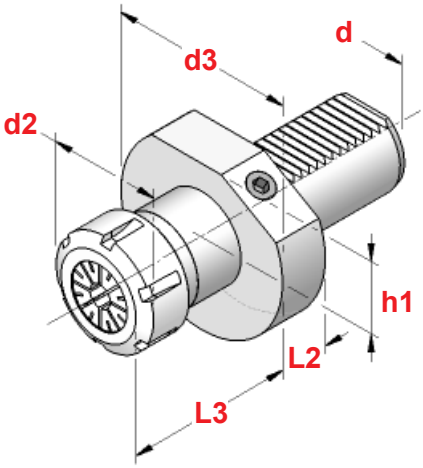

TIPO	Art.	d	d2	CAPACITA'	L2	L3			
E4-16x16	**3076**	16	32	1 ÷ 10	13	31	4993	3698	0364
E4-16x20	**3078**	16	35	1 ÷ 13	13	31	4994	3699	0787
E4-20x16	**3547**	20	32	1 ÷ 10	18	26	4993	3698	0364
E4-20x20	**3303**	20	35	1 ÷ 13	18	41	4994	3699	0787
E4-20x25	**3304**	20	42	1 ÷ 16	18	47	4995	3669	0996
E4-20x32	**3549**	20	50	2 ÷ 20	18	49	4996	3670	0988
E4-30x16	**3550**	30	32	1 ÷ 10	22	26	4993	3698	0364
E4-30x20	**3551**	30	35	1 ÷ 13	22	37	4994	3699	0787
E4-30x25	**3305**	30	42	1 ÷ 16	22	35	4995	3669	0996
E4-30x32	**3306**	30	50	2 ÷ 20	22	56	4996	3670	0988
E4-30x40	**3307**	30	63	3 ÷ 30	22	58	4997	3671	0821
E4-40x20	**3553**	40	35	1 ÷ 13	22	37	4994	3699	0787
E4-40x25	**3554**	40	42	1 ÷ 16	22	35	4995	3669	0996
E4-40x32	**3308**	40	50	2 ÷ 20	22	56	4996	3670	0988
E4-40x40	**3309**	40	63	3 ÷ 30	22	58	4997	3671	0821
E4-50x25	**2304**	50	42	1 ÷ 16	30	37	4995	3669	0996
E4-50x32	**2320**	50	50	2 ÷ 20	30	62	4996	3670	0988
E4-50x40	**3311**	50	63	3 ÷ 30	30	50	4997	3671	0821
E4-60x32	**9387**	60	50	2 ÷ 20	30	48	4996	3670	0988
E4-60x40	**9388**	60	63	3 ÷ 30	30	50	4997	3671	0821

Pinze ER da pag. 8
DIN 6499 Collets from page 8

VDI DIN 69880

AUTOSERRANTI CON PASSAGGIO CENTRALE DEL REFRIGERANTE
MONOLITHIC DRILL CHUCKS WITH MIDDLE COOLING PASSING

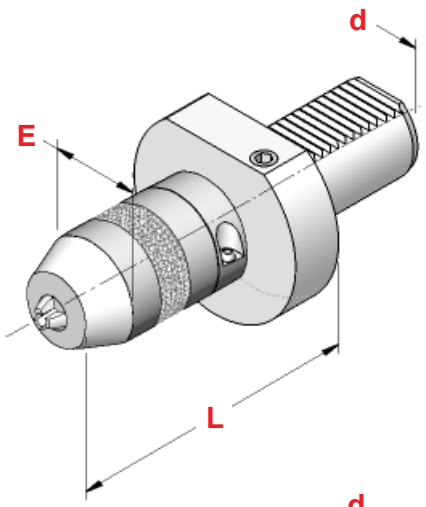

TIPO	Art.	d	E	L	CAPACITA'	
VDI 20 - DCU 13 **C**	**9303**	20	50	88	1 ÷ 13	2372
VDI 30 - DCU 13 **C**	**9304**	30	50	93	1 ÷ 13	2372
VDI 30 - DCU 16 **C**	**9305**	30	50	98	3 ÷ 16	
VDI 40 - DCU 13 **C**	**9306**	40	50	93	1 ÷ 13	2372
VDI 40 - DCU 16 **C**	**9307**	40	50	98	3 ÷ 16	
VDI 50 - DCU 13 **C**	**9308**	50	50	100	1 ÷ 13	2372
VDI 50 - DCU 16 **C**	**9309**	50	50	105	3 ÷ 16	

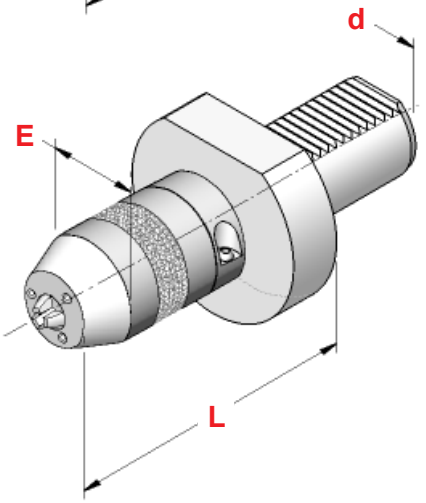

CON UGELLI DI REFRIGERAZIONE
WITH COOLING NOOZLES

TIPO	Art.	d	E	L	CAPACITA'	
VDI 30 - DCU 13 **E**	**9312**	30	63	93	1 ÷ 13	2372
VDI 30 - DCU 16 **E**	**9313**	30	63	98	3 ÷ 16	
VDI 40 - DCU 13 **E**	**9314**	40	63	93	1 ÷ 13	2372
VDI 40 - DCU 16 **E**	**9315**	40	63	98	3 ÷ 16	
VDI 50 - DCU 13 **E**	**9316**	50	63	100	1 ÷ 13	2372
VDI 50 - DCU 16 **E**	**9317**	50	63	105	3 ÷ 16	

VDI DIN 69880

PORTA ALESATORI FLOTTANTI PER PINZE ER DIN 6499
FLOATING REAMER HOLDERS FOR DIN 6499 COLLETS

TIPO	Art.	d	d2	d3	S	L	CAPACITA'			
VDI 20 RM - ER 25	**9300**	20	42	57	1	57	1 ÷ 16	4995	3669	0996
VDI 30 RM - ER 32	**9301**	30	50	68	1,5	72	2 ÷ 20	4996	3670	0988
VDI 40 RM - ER 32	**9302**	40	50	83	1,5	74	2 ÷ 20	4996	3670	0988

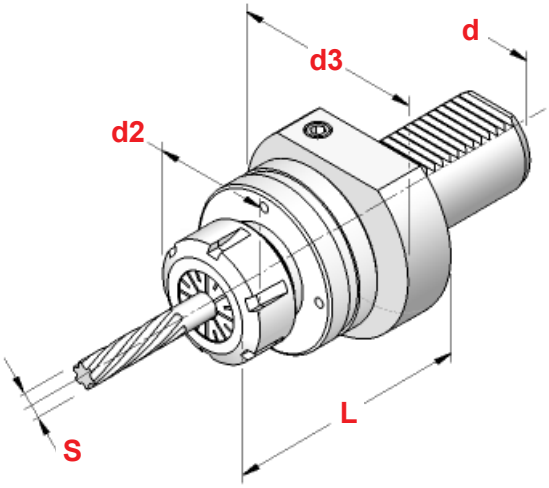

Pinze ER da pag. 8
DIN 6499 Collets from page 8

VDI DIN 69880

PORTAUTENSILI A BROCCIARE
BROACH TOOLHOLDERS

TIPO	Art.	d	d2	d3	G	L1	H
VDI 20 - G 12	**9319**	20	44	50	12	57	25
VDI 30 - G 12	**9320**	30	58	68	12	83	25
VDI 30 - G 16	**9321**	30	58	68	16	83	40
VDI 40 - G 12	**9322**	40	58	83	12	83	25
VDI 40 - G 16	**9323**	40	58	83	16	83	40

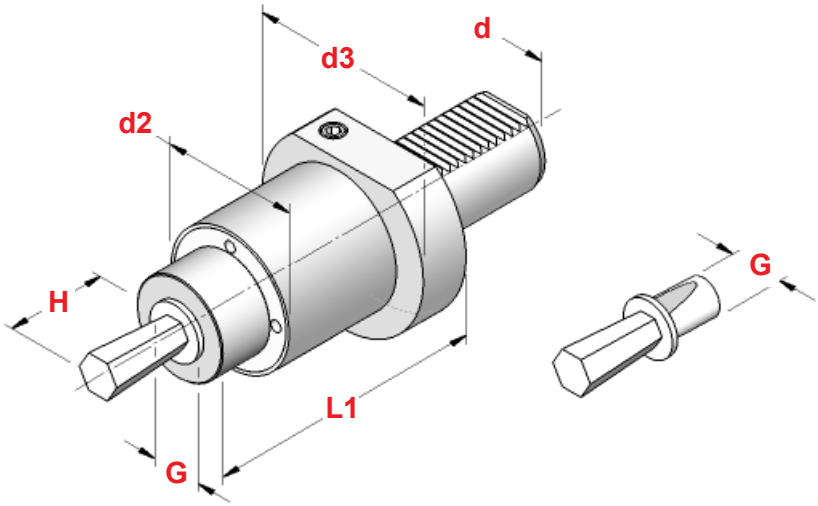



Potete trovare la gamma completa di Brocce a pag. 269

You can complete range of Broaches on page 269

VDI DIN 69880

PORTAUTENSILI CON SEDE CONO MORSE
MORSE TAPER TOOLHOLDERS

TIPO	Art.	d	d2	CM	d4	L1	L2
F 16-MK-D1	**5709**	16	——	1	12,065	31,5	——
F 16-MK-D2	**5710**	16	——	2	17,780	72,0	——
F 20-MK-D1	**5776**	20	——	1	12,065	23,0	——
F 20-MK-D2*	**5792**	20	45	2	17,780	41,0	22
F 30-MK-D1	**5630**	30	——	1	12,065	27,0	——
F 30-MK-D2	**5625**	30	55	2	17,780	36,0	27
F 30-MK-D3	**5818**	30	55	3	23,825	66,0	41
F 40-MK-D1	**5723**	40	55	1	12,065	23,0	22
F 40-MK-D2	**5777**	40	55	2	17,780	36,0	22
F 40-MK-D3	**5778**	40	58	3	23,825	36,0	22
F 40-MK-D4	**5779**	40	68	4	31,267	80,0	22
F 50-MK-D2	**5819**	50	55	2	17,780	36,0	30
F 50-MK-D3	**5820**	50	58	3	23,825	45,0	30
F 50-MK-D4	**5821**	50	68	4	31,267	55,0	30
F 50-MK-D5*	**5949**	50	75	5	44,399	72,0	30
F 60-MK-D2	**9389**	60	55	2	17,780	35,0	30
F 60-MK-D3	**9390**	60	58	3	23,825	45,0	30
F 60-MK-D4	**9391**	60	68	4	31,267	55,0	30
F 60-MK-D5	**9392**	60	98	5	44,399	64,0	30

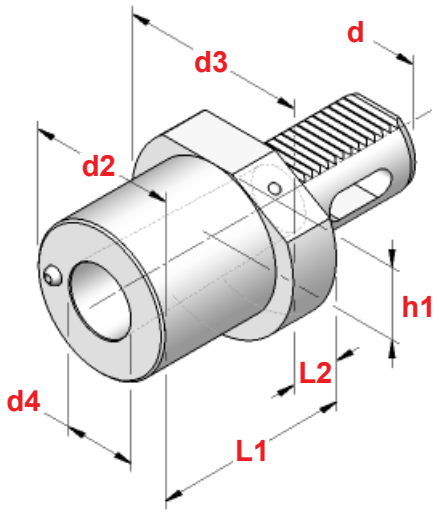

✱ = **Per poter ospitare il Cono Morse indicato, il codolo cilindrico è privo di dentatura.**

✱ = *Without toothing.*

STRINGIBARRA
BAR CLAMPS

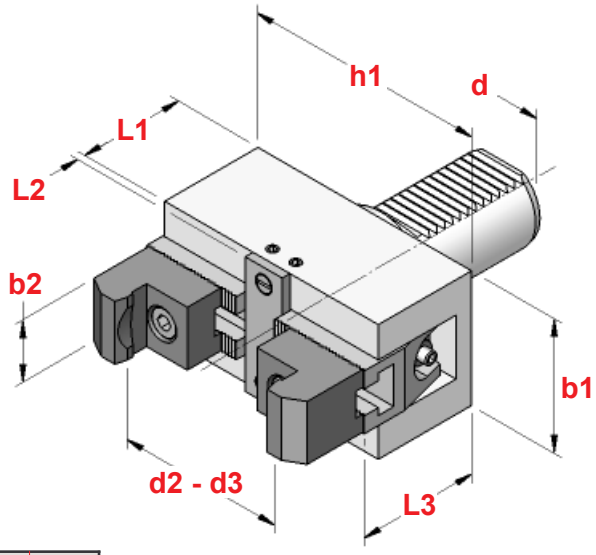

TIPO	Art.	d	d2	d3	b1	b2	h1	L1	L2	L3
H1-16	**5661**	16	6 ÷ 56	54 ÷ 110	50	28	72	46	4	51
H1-20	**5679**	20	6 ÷ 56	54 ÷ 110	50	28	72	46	4	51
H1-30	**5680**	30	6 ÷ 56	54 ÷ 110	50	28	72	46	4	51
H1-40	**5681**	40	6 ÷ 66	54 ÷ 110	60	28	110	48	4	53
H1-50	**5683**	50	10 ÷ 75	62 ÷ 125	65	28	130	67	5	73
H1-60	**9393**	60	10 ÷ 75	62 ÷ 125	65	28	130	67	5	73

CON ATTACCO CILINDRICO
Pag. 275
WITH STRAIGHT SHANK

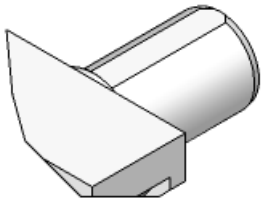

La confezione dello Stringibarra comprende 2 coppie di griffe per poter stringere l'intera gamma delle misure (d2-d3) .

Bar Clamp wrapping includes 2 couples of jaws to allow clamping the complete range of dimentions (d2-d3).

GRIFFE
JAWS

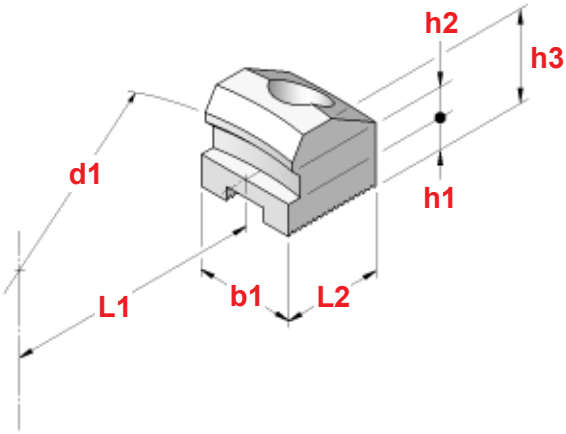

TIPO	Art.	d1	b1	L1	L2	h1	h2	h3
H1.10 30 - 40	**5822**	75	28	35	28	9	10	26
H1.11 30 - 40	**5823**	125	28	42	36	18	10	34
H1.10 50 - 60	**5824**	75	28	35	28	17	10	42
H1.11 50 - 60	**5825**	125	28	42	36	24	10	42

VDI DIN 69880

BARRE DI CONTROLLO
TEST ARBORS

TIPO	Art.	d	d2	L1
VDI 16	**7894**	16	25	200
VDI 20	**7895**	20	30	220
VDI 30	**7896**	30	40	230
VDI 40	**7897**	40	50	300
VDI 50	**7898**	50	50	300
VDI 60	**7899**	60	60	300

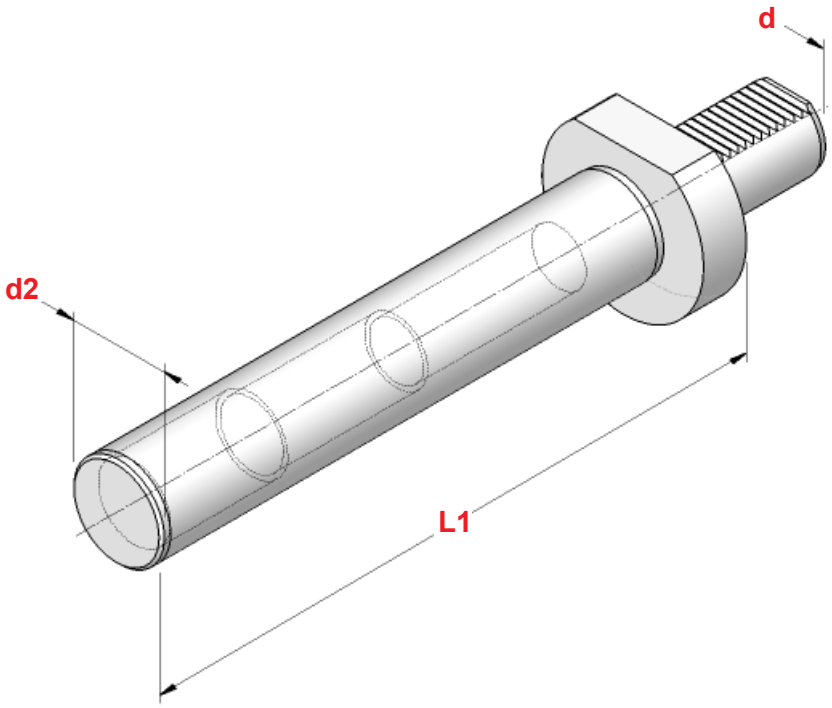

VDI DIN 69880

TAMPONI DI PROTEZIONE IN PLASTICA O IN ACCIAIO
PLASTIC OR STEEL BLANKING PLUGS

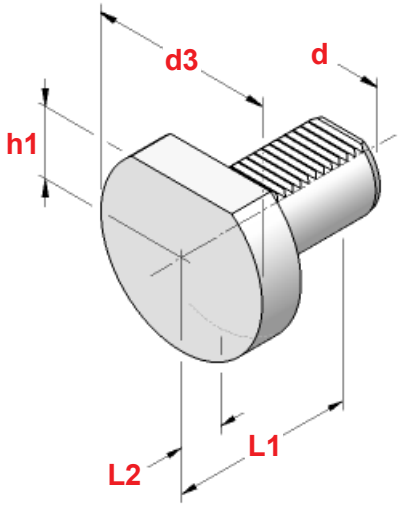

IN PLASTICA *PLASTIC TYPE*		IN ACCIAIO *STEEL TYPE*						
TIPO	Art.	TIPO	Art.	d	d3	h1	L1	L2
Z2 - 16	**7991**	Z2 - 16 **S**	**7993**	16	40	18,0	45	13
Z2 - 20	**5826**	Z2 - 20 **S**	**7994**	20	50	23,0	56	16
Z2 - 30	**5827**	Z2 - 30 **S**	**7995**	30	68	28,0	71	16
Z2 - 40	**5828**	Z2 - 40 **S**	**7996**	40	83	32,5	83	20
Z2 - 50	**5829**	Z2 - 50 **S**	**7997**	50	98	35,0	98	20
Z2 - 60	**7992**	Z2 - 60 **S**	**7998**	60	123	42,5	114	20

VDI DIN 69880

MASCHIATORI A CAMBIO RAPIDO CON DOPPIA COMPENSAZIONE

DOUBLE COMPENSATION QUICK CHANGE TAP HOLDERS

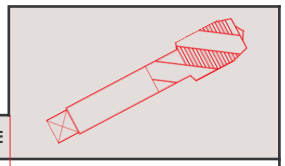

TIPO	Art.	d	d3	L	D	D1	COMPENSAZIONE	
VDI 20 - B.1	**5760**	20	50	55	38	19	- 9 + 9	M 3 ÷ M 12 (*M16)
VDI 20 - B.2	**5761**	20	50	77	55	31	-15 + 15	M 6 ÷ M 20 (*M30)
VDI 30 - B.1	**5780**	30	68	55	38	19	- 9 + 9	M 3 ÷ M 12 (*M16)
VDI 30 - B.2	**5781**	30	68	77	55	31	-15 + 15	M 6 ÷ M 20 (*M30)
VDI 40 - B.1	**5782**	40	83	55	38	19	- 9 + 9	M 3 ÷ M 12 (*M16)
VDI 40 - B.2	**5783**	40	83	77	55	31	-15 + 15	M 6 ÷ M 20 (*M30)
VDI 40 - B.3	**5784**	40	83	120	79	48	-24 + 24	M14 ÷ M 33 (*M48)
VDI 50 - B.2	**5793**	50	98	77	55	31	-15 + 15	M 6 ÷ M 20 (*M30)
VDI 50 - B.3	**5794**	50	98	108	79	48	-24 + 24	M14 ÷ M 33 (*M48)

* Bussole con grani
Adapters with screws

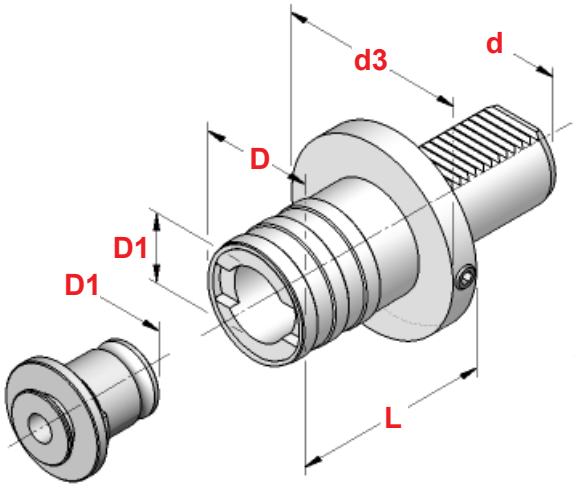

Dove trovare questi Articoli

Where to find those Items

Bussole senza frizione - pag. 172
Tap Adapters without clutch - page 172



Bussole con frizione - pag. 173
Tap Adapters with clutch - page 173

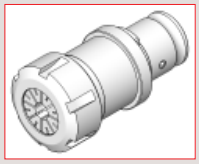

Riduzioni da bussola a pinza ER - pag. 175
Reductions from adapter to ER collet - page 175

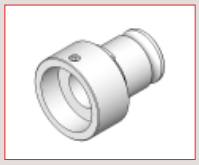

Bussole porta filiere - pag. 175
Threading die adapters - page 175

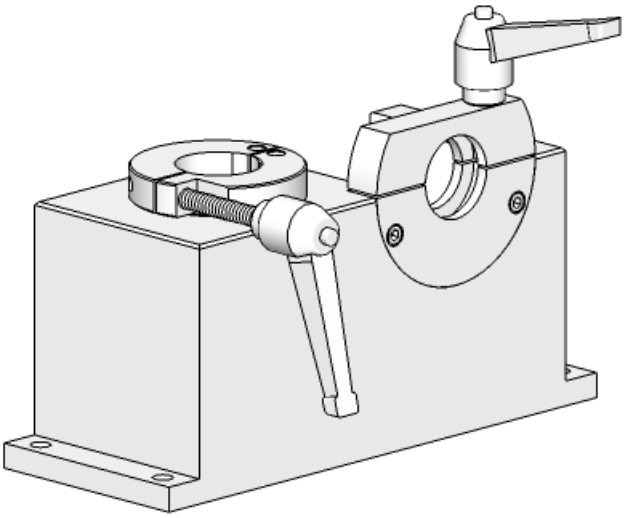

SUPPORTO DI MONTAGGIO VDI
VDI TIGHTENING FIXTURES

TIPO	Art.	L x P x H
SMD - VDI 16 / DIN 69880	**9341**	350 x 135 x 155
SMD - VDI 20 / DIN 69880	**4614**	
SMD - VDI 30 / DIN 69880	**4615**	
SMD - VDI 40 / DIN 69880	**4616**	
SMD - VDI 50 / DIN 69880	**4617**	
SMD - VDI 60 / DIN 69880	**9342**	

BOCCOLE VDI
VDI PLASTIC BUSHES

TIPO	Art.	
BOCCOLA VDI 30 - Ø 32	**5531**	0033
BOCCOLA VDI 40 - Ø 40	**5532**	0033
BOCCOLA VDI 50 - Ø 50	**5533**	0033

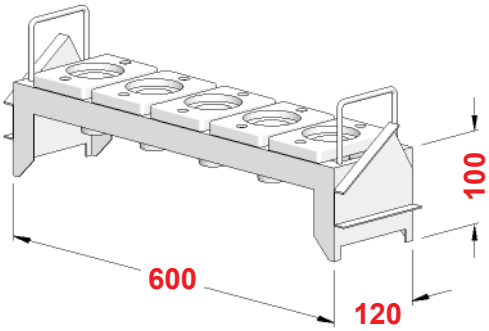

UNITA' DA BANCO VDI
VDI BENCH UNITIES

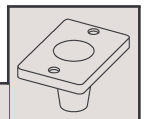

TIPO	Art.	N° SEDI	
UNITA' VDI 30 - Ø 32	**5369**	6	5531
UNITA' VDI 40 - Ø 40	**5370**	6	5532
UNITA' VDI 50 - Ø 50	**5371**	5	5533

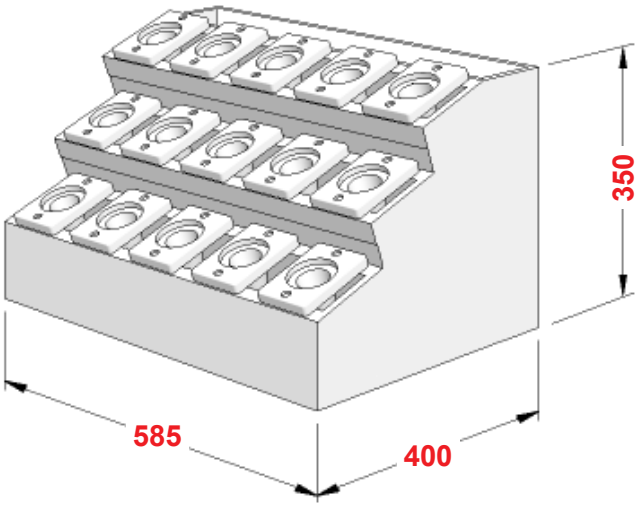

MAGAZZINI PORTAUTENSILI VDI
VDI TOOLHOLDERS STORES

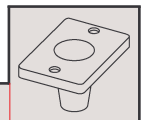

TIPO	Art.	N° SEDI	
MAGAZZINO VDI 30 - Ø 32	**3705**	15	5531
MAGAZZINO VDI 40 - Ø 40	**3706**	15	5532
MAGAZZINO VDI 50 - Ø 50	**5557**	12	5533

UGELLI A SFERA

SPHERE COOLANT NOOZLES

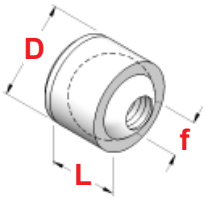

Art.	D	L	f
9200	6	5	M 2,5
9201	8	6	M 4
9202	10	7	M 5
9203	12	8	M 5
9204	12	8	M 6
9205	14	9	M 8
9206	16	10	M 10x1

UGELLI PER ALTA PRESSIONE ORIENTABILI

ORIENTABLE COOLANT NOOZLES FOR HIGH PRESSURE

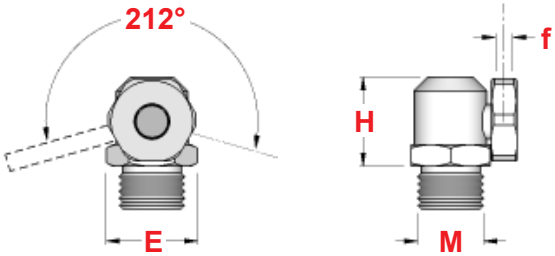

Art.	f	E	M	H
9240	M 4	12	1/8	17
9241	M 5	14	1/8	18
9242	M 6	17	1/4	21

UGELLI A SFERA PER ALTA PRESSIONE

SPHERE COOLANT NOOZLES FOR HIGH PRESSURE

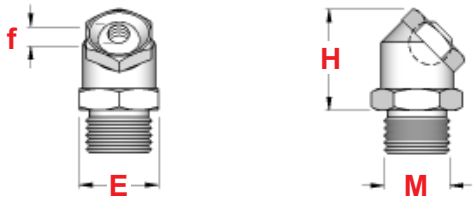

Art.	f	E	M	H
9235	M 3	16	1/8	19
9236	M 5	18	1/4	21
9237	M 6	20	3/8	23
9238	M 8	23	3/8	27

PROLUNGHE PER UGELLI

EXTENSIONS FOR COOLANT NOOZLES

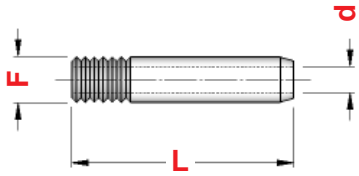

Art.	F	d	L
9210	M 3	1,5	25
9211	M 4	1	30
9212	M 4	2	30
9213	M 5	2	30
9214	M 5	3	40
9215	M 6	2	35
9216	M 6	3	50
9217	M 6	4	50
9218	M 8	2	40
9219	M 8	3	40
9220	M 8	4	40
9221	M 8	5	50
9222	M10x1	2	40
9223	M10x1	4	40
9224	M10x1	6	50
9225	M10x1	8	50

PROLUNGHE PER UGELLI A 45°

45° EXTENSIONS FOR COOLANT NOOZLES

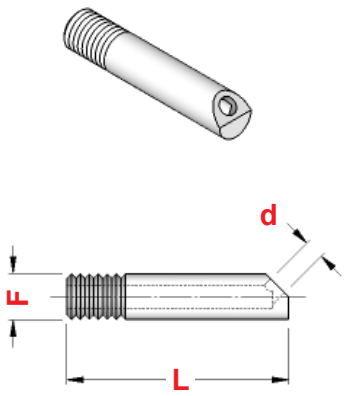

Art.	F	d	L
9230	M 5	2,5	23
9231	M 6	3	30
9232	M 8	4	35

PORTABARENI LONGITUDINALI PER TORRETTE DUPLOMATIC, BARUFFALDI, SAUTER E ALTRE

LONGITUDINAL BORING BAR HOLDERS FOR DUPLOMATIC, BARUFFALDI, SAUTER TURRETS AND OTHERS

PU1

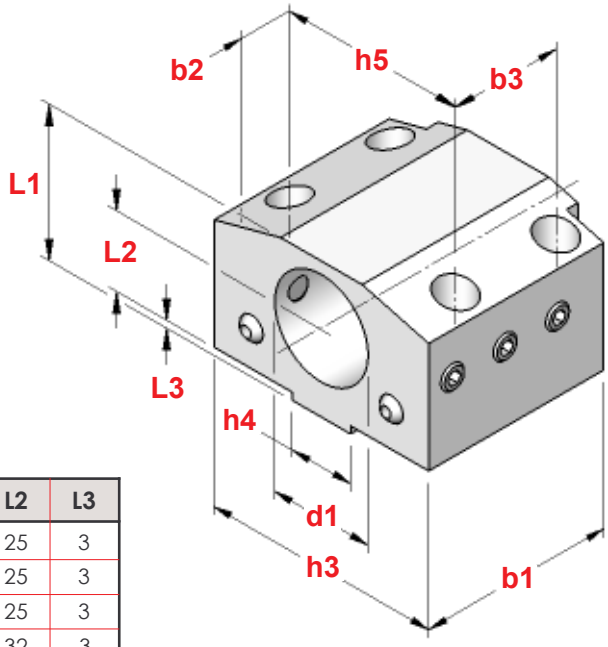

TIPO	Art.	d1	h3	h4	h5	b1	b2	b3	L1	L2	L3
PU1 20-20	**7900**	20	74	20	57	60	17,5	34	48	25	3
PU1 20-25	**7901**	25	74	20	57	60	17,5	34	48	25	3
PU1 20-32	**7902**	32	74	20	57	60	17,5	34	48	25	3
PU1 20-40	**7903**	40	74	20	57	60	17,5	34	60	32	3
PU1 25-20	**7904**	20	92	25	71	75	22,0	43	58	30	3
PU1 25-25	**7905**	25	92	25	71	75	22,0	43	58	30	3
PU1 25-32	**7906**	32	92	25	71	75	22,0	43	58	30	3
PU1 25-40	**7907**	40	92	25	71	75	22,0	43	58	30	3
PU1 25-50	**7908**	50	92	25	71	75	22,0	43	73	38	3
PU1 32-25	**7909**	25	115	32	90	95	26,0	57	73	35	3
PU1 32-32	**7910**	32	115	32	90	95	26,0	57	73	35	3
PU1 32-40	**7911**	40	115	32	90	95	26,0	57	73	35	3
PU1 32-50	**7912**	50	115	32	90	95	26,0	57	73	35	3
PU1 32-60	**7913**	60	115	32	90	95	26,0	57	83	40	3

PORTAUTENSILI LONGITUDINALI PER TORRETTE DUPLOMATIC, BARUFFALDI, SAUTER E ALTRE

LONGITUDINAL TOOL HOLDERS FOR DUPLOMATIC, BARUFFALDI, SAUTER TURRETS AND OTHERS

PU2

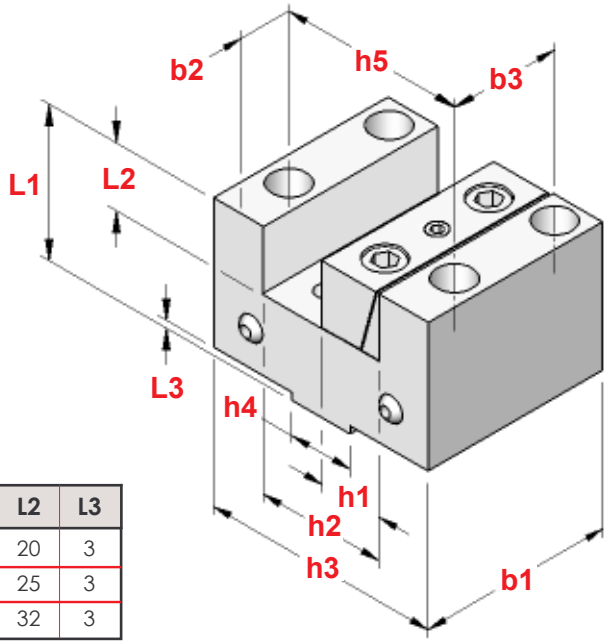

TIPO	Art.	h1	h2	h3	h4	h5	b1	b2	b3	L1	L2	L3
PU2 20-20	**7914**	20	40	74	20	57	60	17,5	34	43	20	3
PU2 25-25	**7915**	25	50	92	25	71	75	22,0	43	53	25	3
PU2 32-32	**7916**	32	64	115	32	90	95	26,0	57	63	32	3

PORTABARENI LONGITUDINALI PER TORNI BIGLIA B 1000

LONGITUDINAL BORING BAR HOLDERS FOR BIGLIA B 1000 LATHES

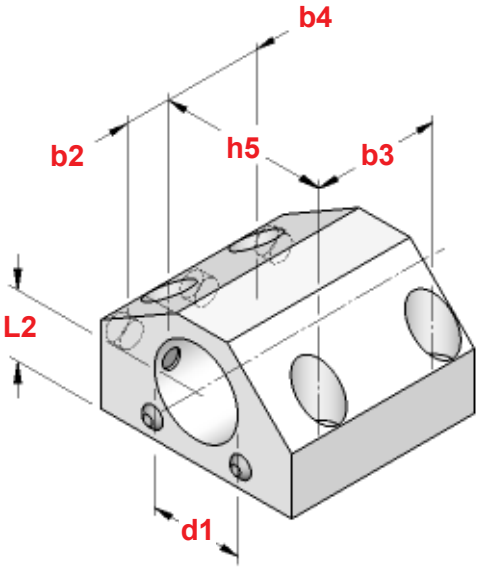

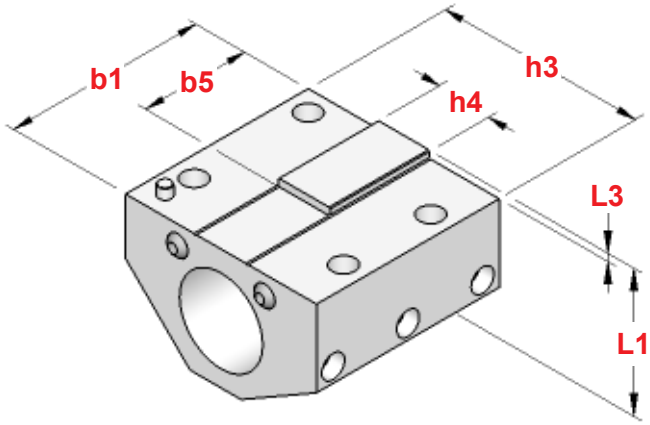

TIPO	Art.	d1	h3	h4	h5	b1	b2	b3	b4	b5	L1	L2	L3
BIGLIA 10.57.20.01	**5799**	32	92	25	72	88	23	55	42	48	61,5	30	3,5
BIGLIA 10.57.20.02	**5800**	40	92	25	72	88	23	55	42	48	61,5	30	3,5

PORTABARENI LONGITUDINALI PER TORNI BIGLIA B 56 e B 500

LONGITUDINAL BORING BAR HOLDERS FOR BIGLIA B 56 AND B 500 LATHES

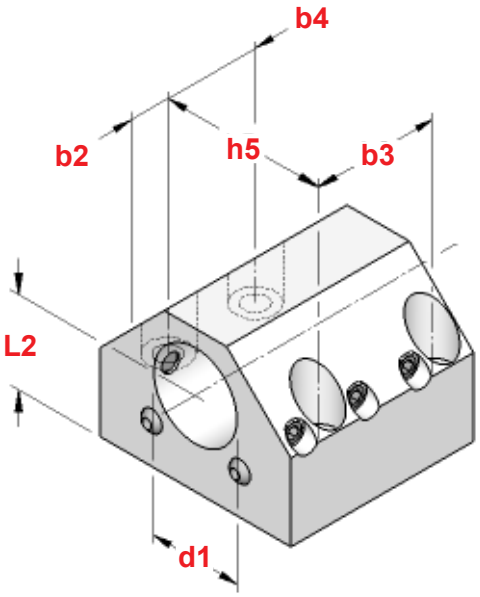

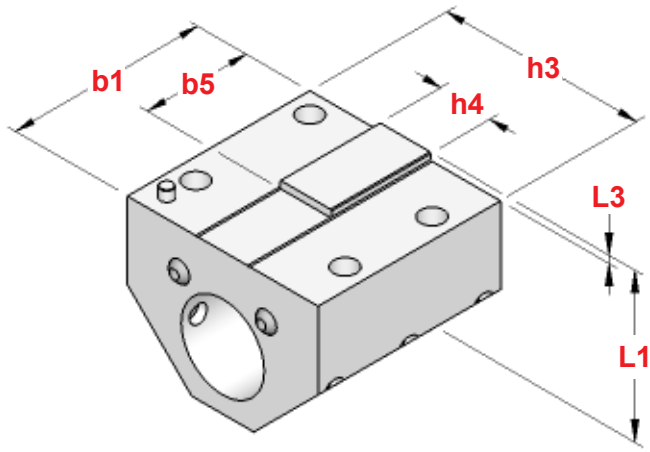

TIPO	Art.	d1	h3	h4	h5	b1	b2	b3	b4	b5	L1	L2	L3
BIGLIA 10.57.20.14	**5830**	32	92	25	72	88	23	55	42	48	71,5	40	3,5
BIGLIA 10.57.20.16	**5831**	40	92	25	72	88	23	55	42	48	71,5	40	3,5

ALTRI PORTAUTENSILI CON ATTACCO CILINDRICO PRESENTI SUL CATALOGO GENERALE

OTHER STRAIGHT SHANK TOOL HOLDERS ON GENERAL CATALOGUE

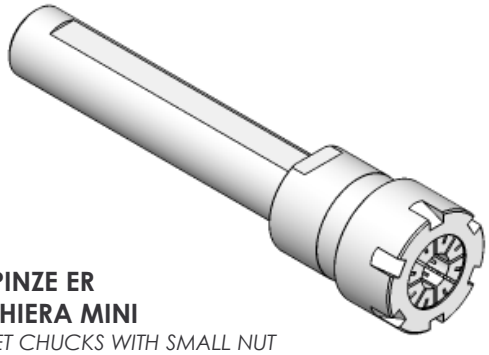

PORTAPINZE ER CON GHIERA MINI
ER COLLET CHUCKS WITH SMALL NUT
da pag. 32

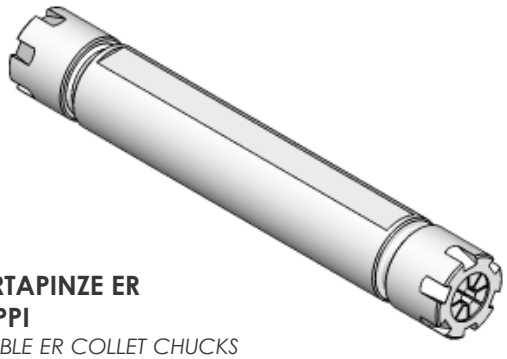

PORTAPINZE ER DOPPI
DOUBLE ER COLLET CHUCKS
pag. 34



PORTAPINZE ER CON GHIERA STANDARD
ER COLLET CHUCKS WITH STANDARD NUT
da pag. 36

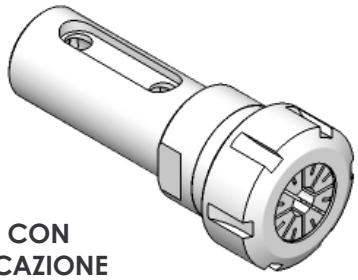

PORTAPINZA ER CON FORI DI LUBRIFICAZIONE
ER COLLET CHUCKS WITH COOLANT HOLES
pag. 38

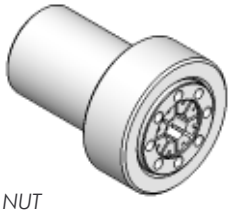

PORTAPINZE ER CON GHIERA INTERNA
ER COLLET CHUCKS WITH INSIDE NUT
pag. 34



AUTOSERRANTI INTEGRALI
MONOLITHIC DRILL CHUCKS
pag. 38

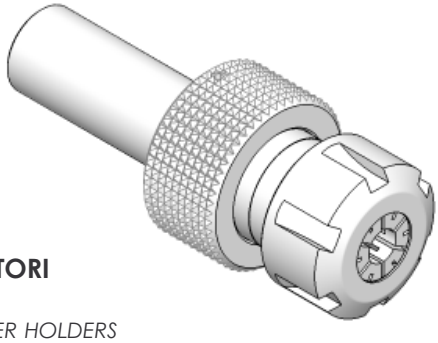

PORTA ALESATORI OSCILLANTI
FLOATING REAMER HOLDERS
pag. 39

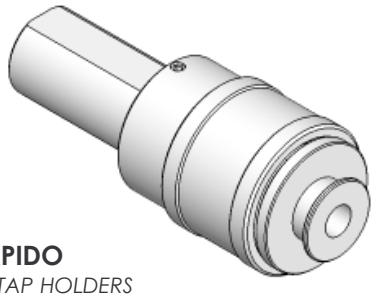

MASCHIATORI A CAMBIO RAPIDO
QUICK CHANGE TAP HOLDERS
pag. 40

FERMOBARRA ROTANTI REGOLABILI CON ATTACCO CILINDRICO

STRAIGHT SHANK ROTARY ADJUSTABLE BAR-STOP

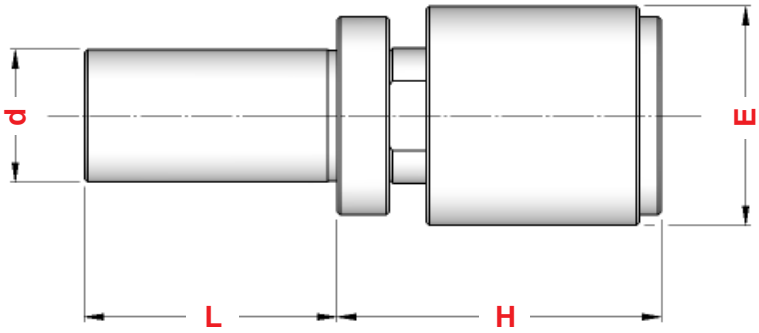

Art.	d	L	H	E
1520	16,00	32	36 - 62	**20**
1719	19,05	32	36 - 62	**20**
1720	19,05	46	45 - 75	**26**
1447	20,00	50	62 -100	**34**
1448	22,00	50	62 -100	**34**
1449	25,00	50	62 -100	**34**
1459	25,00	50	62 -100	**42**
1460	25,00	50	62 -100	**56**
1450	25,40	50	62 -100	**34**
1592	25,40	50	62 -100	**42**
1622	25,40	50	62 -100	**56**
1730	30,00	50	62 -100	**42**
1735	30,00	50	62 -100	**56**
2403	31,75	50	62 -100	**42**
2433	31,75	50	62 -100	**56**
1732	32,00	50	62 -100	**42**
1773	32,00	50	62 -100	**56**
1736	40,00	70	62 -100	**42**
1797	40,00	70	62 -100	**56**

FERMOBARRA ROTANTI REGOLABILI AMMORTIZZATI CON ATTACCO CILINDRICO

DAMPED STRAIGHT SHANK ROTARY ADJUSTABLE BAR-STOP

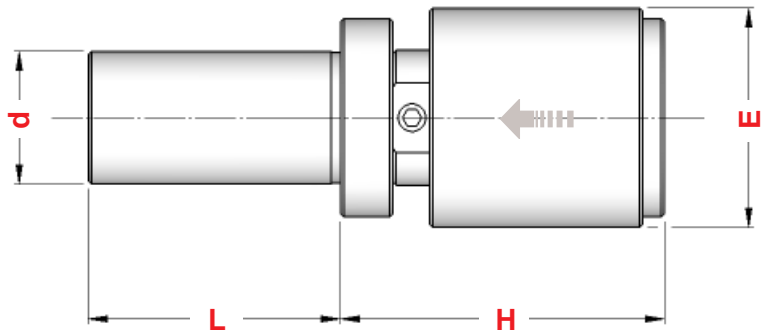

Art.	d	L	H	E
2628	19,05	46	58 -100	**34**
2629	20,00	35	62 - 90	**34**
2630	20,00	50	62 -100	**34**
2635	25,00	50	62 -100	**34**
2421	25,00	50	62 -100	**42**
2447	25,00	50	62 -100	**56**
0985	25,40	50	62 -100	**34**
1024	25,40	50	62 -100	**42**
1062	25,40	50	62 -100	**56**
1537	30,00	50	62 -100	**42**
1552	30,00	50	62 -100	**56**
1560	31,75	50	62 -100	**42**
1565	31,75	50	62 -100	**56**
1025	32,00	50	62 -100	**42**
1063	32,00	50	62 -100	**56**
1061	40,00	70	62 -100	**42**
1073	40,00	70	62 -100	**56**

CARATTERISTICHE : a differenza del normale fermobarra rotante, nel modello ammortizzato, oltre al cuscinetto radiale ed al reggispinta, è presente una serie di molle a tazza per meglio assorbire eventuali urti della barra .

CHARACTERISTICS: *unlike normal rotary bar stop, inside damped model, besides radial bearing and thrust bearing, there is a set of spring washers in order to absorb well any bar shoves.*

BROCCIATORI CON ATTACCO CILINDRICO

STRAIGHT SHANK BROACHING TOOLHOLDERS

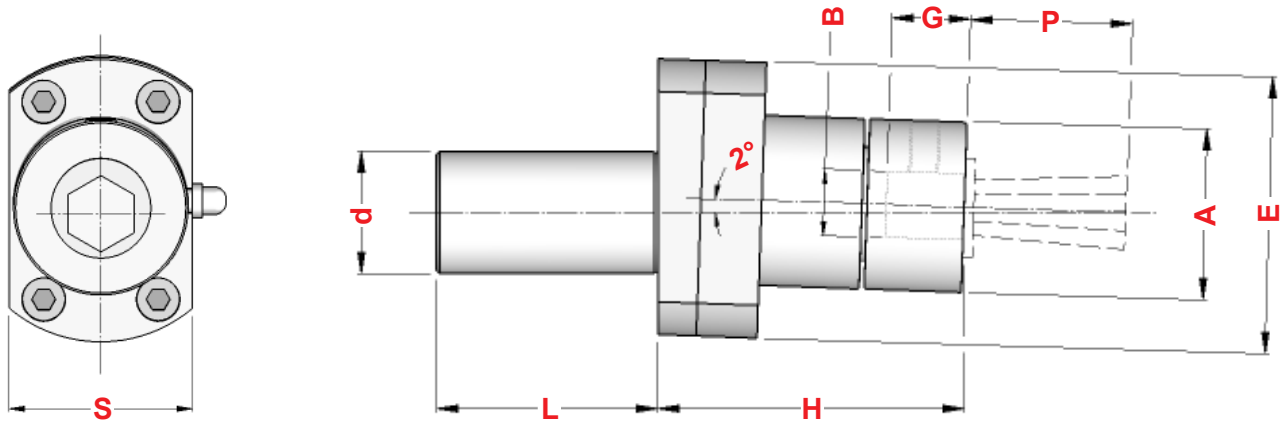

Art.	d	L	H	G	P	A	E	S	B
2312	16,00	35	42	10	18	22	50	30	8
2448	19,05	40	51	16	25	30	53	36	12
1680	20,00	40	51	16	25	30	53	36	12
1705	22,00	45	76	21	25	42	68	44	16
1707	25,00	45	76	21	25	42	68	44	16
2450	25,40	45	76	21	25	42	68	44	16
1731	30,00	45	76	21	25	42	68	44	16
2451	31,75	50	76	21	25	42	68	44	16
2709	32,00	50	76	21	25	42	68	44	16
2712	40,00	50	76	21	25	42	68	44	16

Per il corretto funzionamento si consiglia di rispettare la quota "P" come riportato in tabella

For the right operation, is recomended to respect "P" dimention as quoted in the table

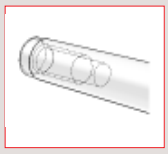

Possiamo fornire i Brocciatori anche con attacco Cono Morse

Also available with Morse Taper shank

RIDUTTORE PER SEDE BROCCIA DA GAMBO 16 A GAMBO 12

REDUCTION FOR BROACH SEAT FROM 16 TO 12 SHANK

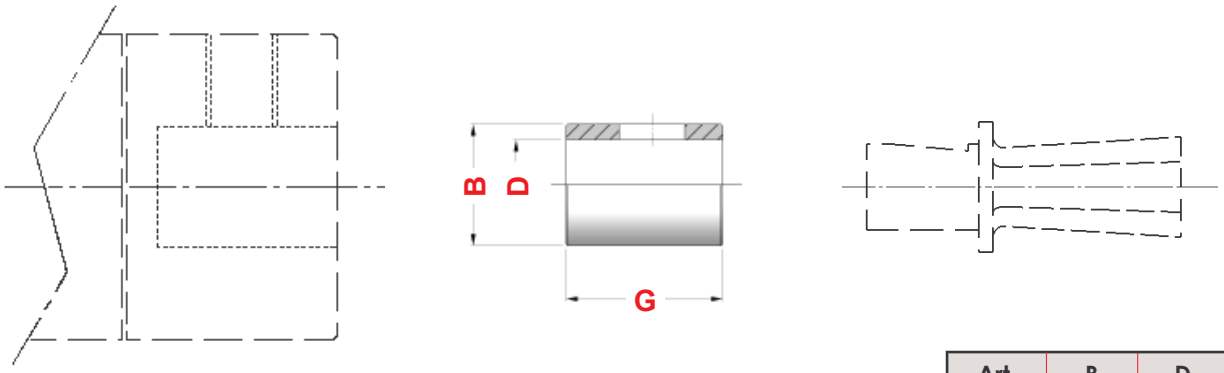

Art.	B	D	G
2351	16	12	20,5

BROCCE **ESAGONALI**
HEXAGONAL BROACHES

d	G	P	Esagonale *Hexagonal*	HSS Articolo	in HSS RIVESTITO con : *HSS COATED with :* TiN Articolo	TiCN Articolo	INOX-PLUS Articolo
5	7	10	1 ÷ 5	**9030**	**9035**	**9040**	**9045**
8	9	18	1 ÷ 10	**9031**	**9036**	**9041**	**9046**
12	15	25	1 ÷ 17	**9032**	**9037**	**9042**	**9047**
16	19	25	1 ÷ 32	**9033**	**9038**	**9043**	**9048**

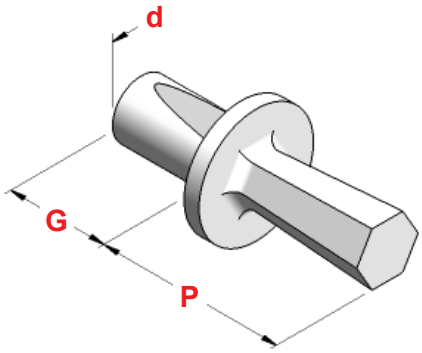

BROCCE **QUADRE**
SQUARE BROACHES

d	G	P	Quadro *Square*	HSS Articolo	in HSS RIVESTITO con : *HSS COATED with* TiN Articolo	TiCN Articolo	INOX-PLUS Articolo
5	7	10	1,5 ÷ 4	**9050**	**9055**	**9060**	**9065**
8	9	18	1,5 ÷ 8	**9051**	**9056**	**9061**	**9066**
12	15	25	1,5 ÷ 14	**9052**	**9057**	**9062**	**9067**
16	19	25	1,5 ÷ 25	**9053**	**9058**	**9063**	**9068**

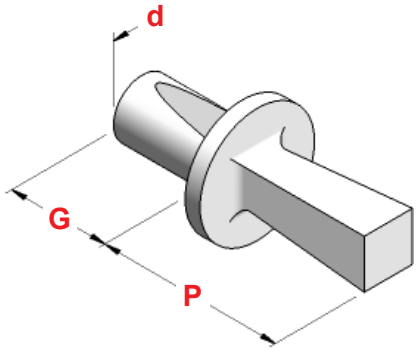

BROCCE **TORX** *
TORX BROACHES

d	G	P	Torx * *Torx*	HSS Articolo	in HSS RIVESTITO con : *HSS COATED with* TiN Articolo	TiCN Articolo	INOX-PLUS Articolo
8	9	18	5 ÷ 30	**9070**	**9075**	**9080**	**9085**
12	15	25	5 ÷ 55	**9071**	**9076**	**9081**	**9086**
16	19	25	60	**9072**	**9077**	**9082**	**9087**

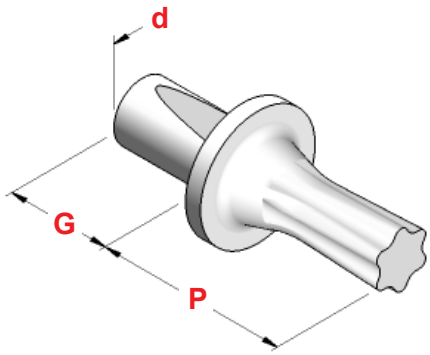

* Marchio registrato / *Trade Mark*

MEP

MASCHIATORI AD ESTRAZIONE CON ATTACCO CILINDRICO E PINZA ER

DRAW-OUT TAP HOLDERS WITH ER - DIN 6499 COLLET

TIPO	Art.	d	L	H	T+	A	CAPACITA'			
d 16 MEP - ER 20	**3152**	16,00	32	63	+ 11	35	1 ÷ 13	4994	3699	0787
d 19,05 MEP - ER 20	**3163**	19,05	50	63	+ 11	35	1 ÷ 13	4994	3699	0787
d 20 MEP - ER 20	**3164**	20,00	50	63	+ 11	35	1 ÷ 13	4994	3699	0787
d 25 MEP - ER 25	**3552**	25,00	50	61	+ 15	42	1 ÷ 16	4995	3669	0996
d 25 MEP - ER 32	**3165**	25,00	50	65	+ 16	50	2 ÷ 20	4996	3670	0988
d 25,4 MEP - ER 25	**3166**	25,40	50	61	+ 15	42	1 ÷ 16	4995	3669	0996
d 25,4 MEP - ER 32	**3555**	25,40	50	65	+ 16	50	2 ÷ 20	4996	3670	0988
d 30 MEP - ER 32	**1553**	30,00	50	65	+ 16	50	2 ÷ 20	4996	3670	0988
d 31,75 MEP - ER 32	**3556**	31,75	50	65	+ 16	50	2 ÷ 20	4996	3670	0988
d 32 MEP - ER 32	**3559**	32,00	50	65	+ 16	50	2 ÷ 20	4996	3670	0988
d 40 MEP - ER 32	**3560**	40,00	70	65	+ 16	50	2 ÷ 20	4996	3670	0988

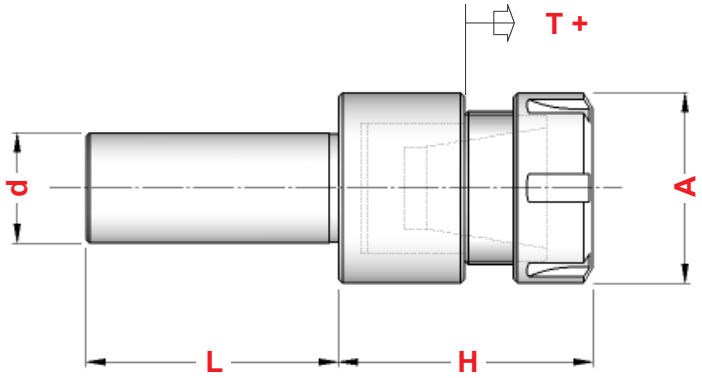

MCP

MASCHIATORI A DOPPIA COMPENSAZIONE CON ATTACCO CILINDRICO E PINZA ER

DOUBLE COMPENSATION TAP HOLDERS WITH ER - DIN 6499 COLLET

TIPO	Art.	d	L	H	COMPENSAZIONE	A	CAPACITA'			
d 16 MCP- ER 20	**3561**	16,00	32	67	- 4 + 7	35	1 ÷ 13	4994	3699	0787
d 19,05 MCP- ER 20	**3562**	19,05	50	67	- 4 + 7	35	1 ÷ 13	4994	3699	0787
d 20 MCP- ER 20	**3563**	20,00	50	67	- 4 + 7	35	1 ÷ 13	4994	3699	0787
d 25 MCP- ER 25	**3572**	25,00	50	67	- 6 + 9	42	1 ÷ 16	4995	3669	0996
d 25 MCP- ER 32	**3573**	25,00	50	71	- 6 + 10	50	2 ÷ 20	4996	3670	0988
d 25,4 MCP- ER 25	**3574**	25,40	50	67	- 6 + 9	42	1 ÷ 16	4995	3669	0996
d 25,4 MCP- ER 32	**3575**	25,40	50	71	- 6 + 10	50	2 ÷ 20	4996	3670	0988
d 30 MCP- ER 32	**3576**	30,00	50	71	- 6 + 10	50	2 ÷ 20	4996	3670	0988
d 31,75 MCP- ER 32	**3577**	31,75	50	71	- 6 + 10	50	2 ÷ 20	4996	3670	0988
d 32 MCP- ER 32	**3578**	32,00	50	71	- 6 + 10	50	2 ÷ 20	4996	3670	0988
d 40 MCP- ER 32	**3579**	40,00	70	71	- 6 + 10	50	2 ÷ 20	4996	3670	0988

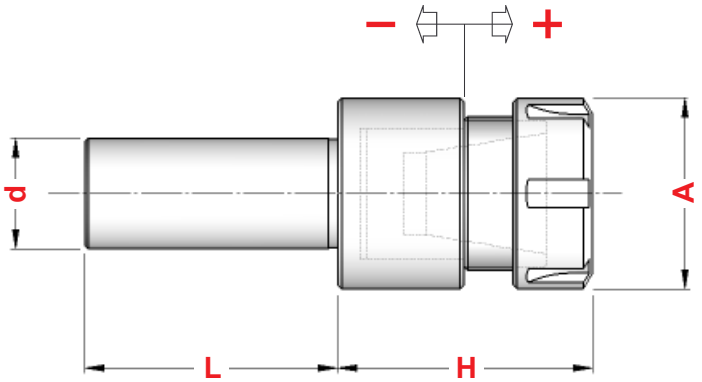

ME

MASCHIATORI AD ESTRAZIONE CON ATTACCO CILINDRICO

STRAIGHT SHANK DRAW-OUT TAP HOLDERS

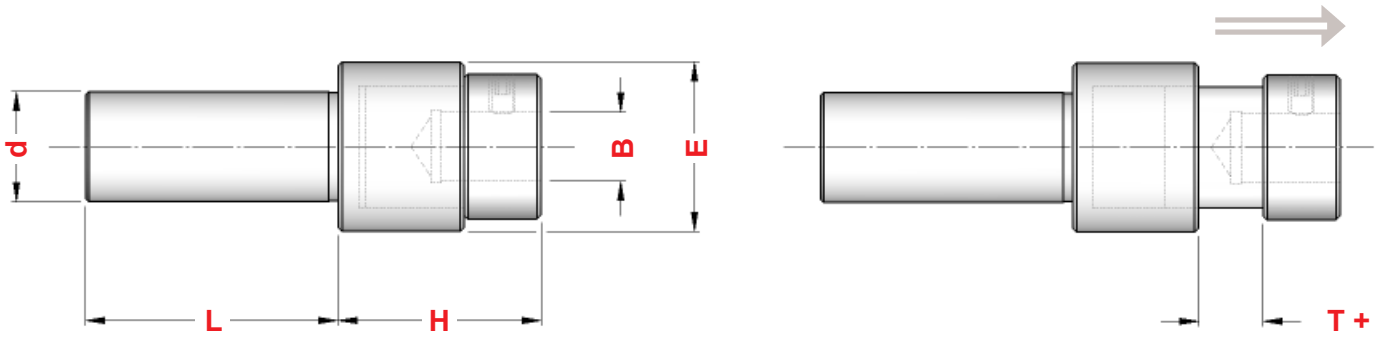

TIPO	Art.	d	L	H	E	T+	B
d 16 ME	**1658**	16,00	32	29	29	+ 8	10
d 19,05 ME	**1451**	19,05	50	38	34	+ 12	12
d 20 ME	**1452**	20,00	50	38	34	+ 12	12
d 25 ME	**1725**	25,00	50	49	42	+ 16	18
d 25,4 ME	**1453**	25,40	50	49	42	+ 16	18
d 31,75 ME	**1454**	31,75	50	49	58	+ 16	25
d 32 ME	**2402**	32,00	50	49	58	+ 16	25

MS

MASCHIATORI A SGANCIAMENTO CON ATTACCO CILINDRICO

STRAIGHT SHANK OFF HOOK TAP HOLDERS

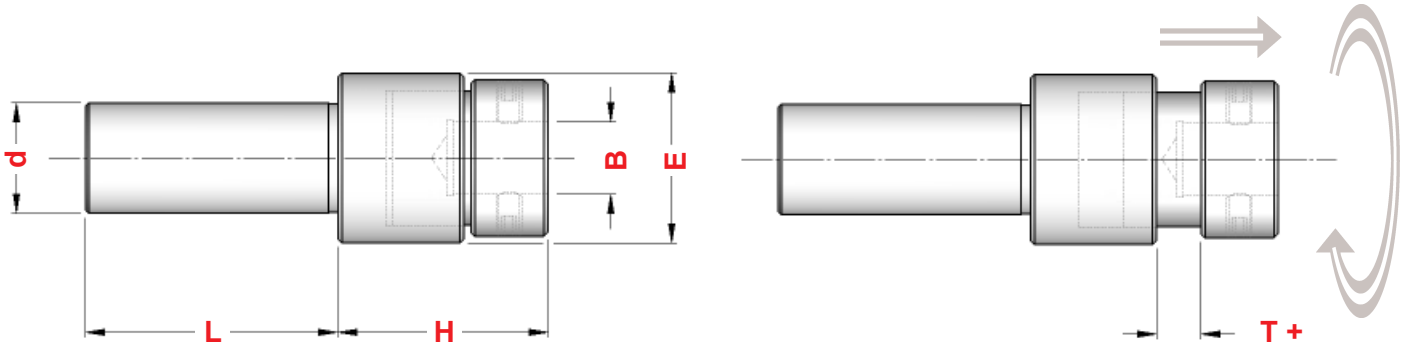

TIPO	Art.	d	L	H	E	T+	B
d 20 MS	**1368**	20,00	50	44	51	mm 4	18
d 22 MS	**1369**	22,00	50	44	51	mm 4	18
d 25 MS	**1370**	25,00	50	44	51	mm 4	18
d 25,4 MS	**1367**	25,40	50	44	51	mm 4	18
d 30 MS	**2074**	30,00	50	54	51	mm 4	25
d 31,75 MS	**2422**	31,75	50	54	51	mm 4	25
d 32 MS	**1706**	32,00	50	54	51	mm 4	25

PFE

PORTAFILIERE AD ESTRAZIONE CON ATTACCO CILINDRICO

STRAIGHT SHANK DRAW-OUT THREADING DIE HOLDERS

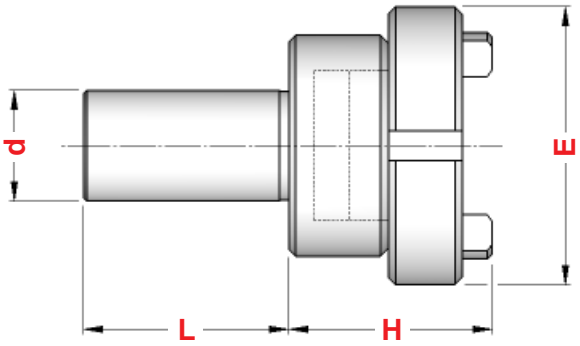

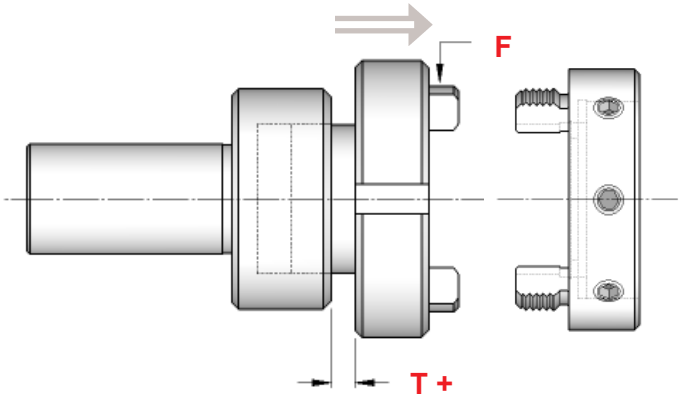

TIPO	Art.	d	L	H	E	T+	F
d 16 PFE	**1637**	16,00	32	33	36	mm 8	M28 x 1,0
d 19,05 PFE	**1814**	19,05	32	42	56	mm 12	M48 x 1,5
d 20 PFE	**1640**	20,00	32	42	56	mm 12	M48 x 1,5
d 22 PFE	**1641**	22,00	46	59	70	mm 16	M60 x 1,5
d 25 PFE	**1650**	25,00	46	59	70	mm 16	M60 x 1,5
d 25,4 PFE	**1872**	25,40	46	59	70	mm 16	M60 x 1,5
d 30 PFE	**1646**	30,00	46	59	70	mm 16	M60 x 1,5
d 31,75 PFE	**1807**	31,75	46	59	70	mm 16	M60 x 1,5
d 32 PFE	**1916**	32,00	46	59	70	mm 16	M60 x 1,5
d 40 PFE	**2556**	40,00	85	51	70	mm 16	M60 x 1,5

PFS

PORTAFILIERE A SGANCIAMENTO CON ATTACCO CILINDRICO

STRAIGHT SHANK OFF HOOK THREADING DIE HOLDERS

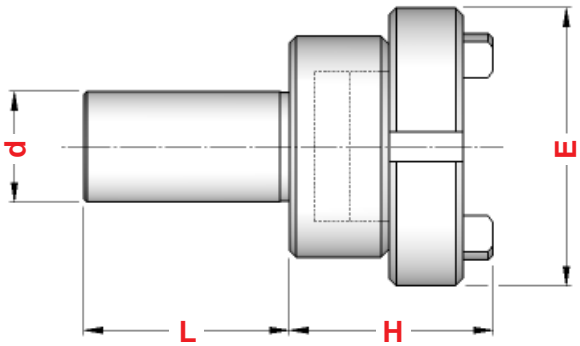

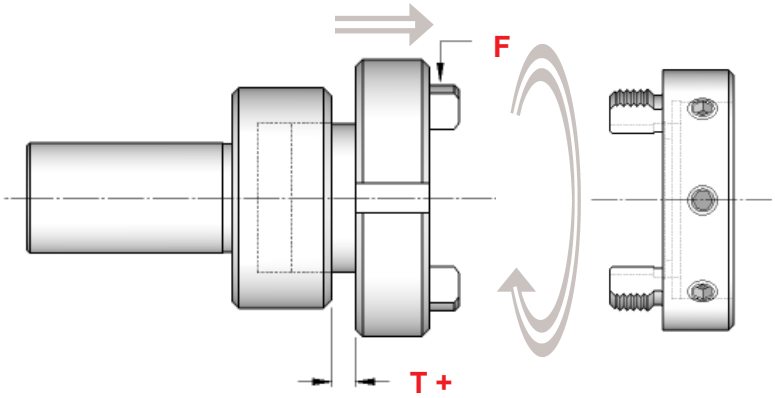

TIPO	Art.	d	L	H	E	T+	F
d 19,05 PFS	**0369**	19,05	50	46	57	mm 4	M48 x 1,5
d 20 PFS	**1630**	20,00	50	46	57	mm 4	M48 x 1,5
d 22 PFS	**1890**	22,00	50	51	71	mm 4	M60 x 1,5
d 25 PFS	**1891**	25,00	50	51	71	mm 4	M60 x 1,5
d 25,4 PFS	**1889**	25,40	50	51	71	mm 4	M60 x 1,5
d 30 PFS	**1668**	30,00	50	51	71	mm 4	M60 x 1,5
d 31,75 PFS	**2249**	31,75	50	51	71	mm 4	M60 x 1,5
d 32 PFS	**1653**	32,00	50	51	71	mm 4	M60 x 1,5

CAPPELLOTTI PER PORTAFILIERE AD ESTRAZIONE E A SGANCIAMENTO

CAPS FOR DRAW OUT AND OFF HOOK THREADING DIE HOLDERS

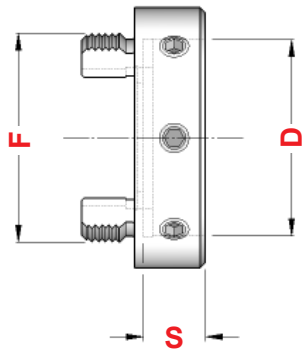

Art.	D	S	F
0054	16	5	M28 x 1,0
0059	20	5	M28 x 1,0
1712	20	7	M28 x 1,0
0067	25	9	M28 x 1,0
1848	30	11	M28 x 1,0
1824	20	5	M48 x 1,5
1806	20	7	M48 x 1,5
1803	25	9	M48 x 1,5
1808	30	11	M48 x 1,5
1852	38	10	M48 x 1,5
1809	38	14	M48 x 1,5
1810	45	14	M48 x 1,5
1877	45	18	M48 x 1,5
2006	50	16	M48 x 1,5
2007	55	16	M48 x 1,5
1600	25	9	M60 x 1,5
1811	30	11	M60 x 1,5
1804	38	10	M60 x 1,5
1812	38	14	M60 x 1,5
1813	45	14	M60 x 1,5
1911	45	18	M60 x 1,5
1805	50	16	M60 x 1,5
1815	55	16	M60 x 1,5
1816	65	18	M60 x 1,5
1862	75	20	M60 x 1,5

PORTAFILIERE PER APPARECCHIO FORO-FILETTI TRAUB, SAIC E ITS

THREADING DIE HOLDERS FOR TRAUB, SAIC AND ITS DRILL-THREAD DEVICE

TRAUB A.15 - 20 - 25

Art.	D	S	L	F
1043	16	5	27	M25 x 1,5 SX
1044			45	
1045			66	
1046	20	7	32	M25 x 1,5 SX
1047			46	
1055	25	9	31	M25 x 1,5 SX
1056			46	
1057			62	
1058	30	11	32	M25 x 1,5 SX
1059			46	
1060			62	
1067	38	14	32	M25 x 1,5 SX
1068			46	
1069			72	

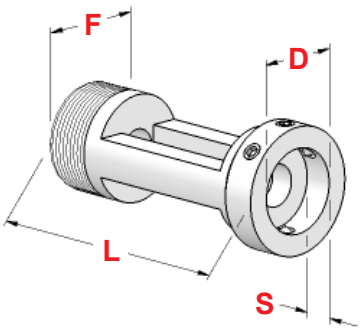

SAIC B.26 - ITS 26

Art.	D	S	L	F
1603	16	5	27	M26 x 1,5 SX
1604			46	
1605			69	
1606	20	7	32	M26 x 1,5 SX
1607			46	
1608			68	
1609	25	9	31	M26 x 1,5 SX
1610			46	
1611			68	
1612	30	11	32	M26 x 1,5 SX
1613			48	
1614			68	
1615	38	14	36	M26 x 1,5 SX
1616			44	
1617			67	

FISSAGGIO FRONTALE
FRONT FIXING

Art.	D	S	d	H	L
1094	16	5	8	40	40
1075	20	5	8	43	45
1096	20	7	8	43	45
1104	25	9	8	50	45
1106	30	11	8	50	45
1084	35	12	8	60	50

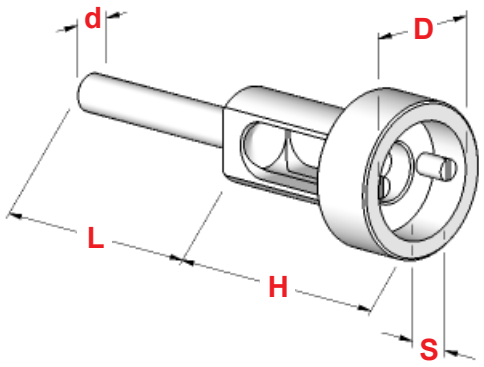

FISSAGGIO LATERALE
LATERAL FIXING

Art.	D	S	d	H	L
1093	16	5	8	40	40
1075	20	5	8	43	45
1095	20	7	8	43	45
1103	25	9	8	50	45
1105	30	11	8	50	45
1125	38	10	8	56	50
1107	38	14	8	56	50

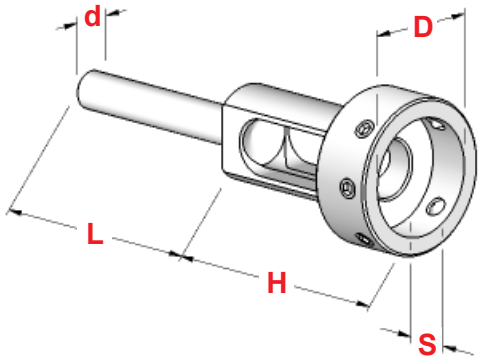

TIPO MAGGIORATO
INCREASED TYPE

Art.	D	S	d	Q	H
2486	16	5	9	7	60
2540	20	7	9	7	60
2536	25	9	9	7	60
2537	30	11	10	8	60
2538	38	10	10	8	60
2544	38	14	12	9	60
2539	45	14	12	9	66
2558	45	18	14	11	66

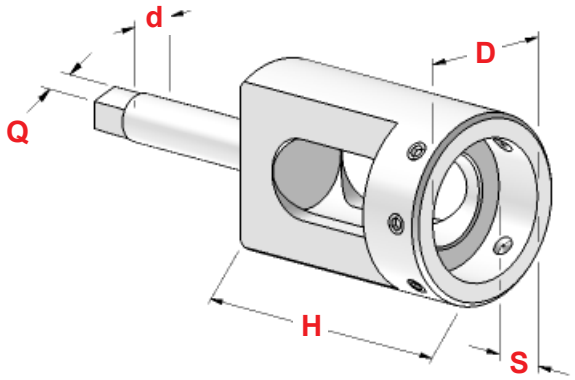

ATTACCO CONO MORSE
MORSE TAPER SHANK

Art.	D	S	CM	f	H
2727	16	5	2	M 10	60
2728	20	7	2	M 10	60
2729	25	9	2	M 10	60
2731	30	11	2	M 10	60
2735	38	10	2	M 10	60
2767	38	14	2	M 10	60
2776	45	14	2	M 10	66
2786	45	18	2	M 10	66

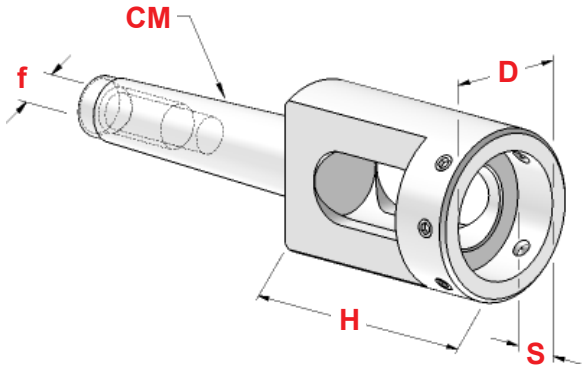

H1 - CIL

STRINGIBARRA CON ATTACCO CILINDRICO
STRAIGHT SHANK BAR CLAMPS

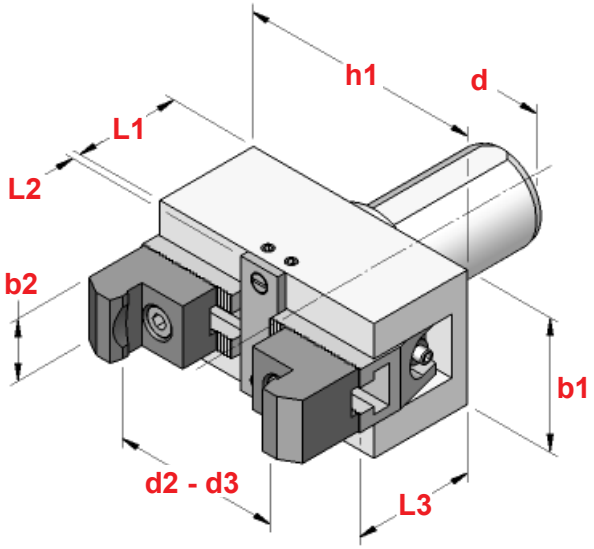

CON ATTACCO VDI
WITH VDI SHANK

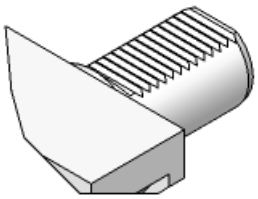

Pag. 259

TIPO	Art.	d	d2	d3	b1	b2	h1	L1	L2	L3
H1.CIL 25	**5422**	25	6 ÷ 56	54 ÷ 110	50	28	72	46	4	51
H1.CIL 32	**5423**	32	6 ÷ 56	54 ÷ 110	50	28	72	46	4	51
H1.CIL 40	**5424**	40	6 ÷ 66	54 ÷ 110	60	28	110	48	4	53
H1.CIL 50	**5425**	50	10 ÷ 75	62 ÷ 125	65	28	130	67	5	73

La confezione dello Stringibarra comprende 2 coppie di griffe per poter stringere l'intera gamma delle misure (d2-d3) .

Bar Clamp wrapping includes 2 couples of jaws to allow clamping the complete range of dimentions (d2-d3).

GRIFFA
JAW

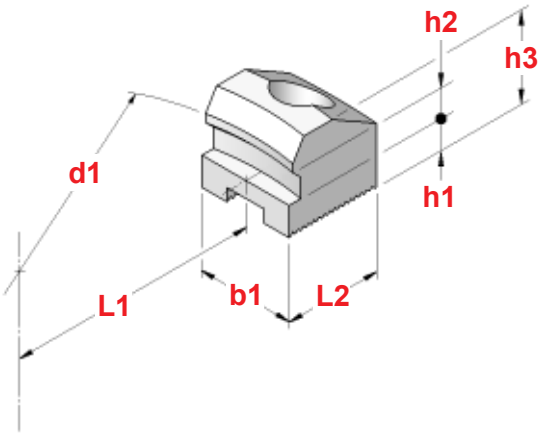

TIPO	Art.	d1	b1	L1	L2	h1	h2	h3
H1.10 30 - 40	**5822**	75	28	35	28	9	10	26
H1.11 30 - 40	**5823**	125	28	42	36	18	10	34
H1.10 50 - 60	**5824**	75	28	35	28	17	10	42
H1.11 50 - 60	**5825**	125	28	42	36	24	10	42

PORTAGODRONI DOPPI REGISTRABILI CON ATTACCO CILINDRICO

STRAIGHT SHANK ADJUSTABLE DOUBLE KNURLING -WHEEL HOLDERS

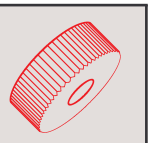

Art.	d	L	H	S	C	B	GODRONE
1874	19,05	42	28	33	5 ÷ 26	15	20 x 8 x 6
0327	20,00	42	28	33	5 ÷ 26	15	20 x 8 x 6
0338	22,00	50	35	40	6 ÷ 56	25	20 x 8 x 6
0339	25,00	50	35	40	6 ÷ 56	25	20 x 8 x 6
1875	25,40	50	35	40	6 ÷ 56	25	20 x 8 x 6
0352	30,00	50	35	40	6 ÷ 56	25	20 x 8 x 6
0361	31,75	50	35	40	6 ÷ 56	25	20 x 8 x 6
0362	32,00	50	35	40	6 ÷ 56	25	20 x 8 x 6

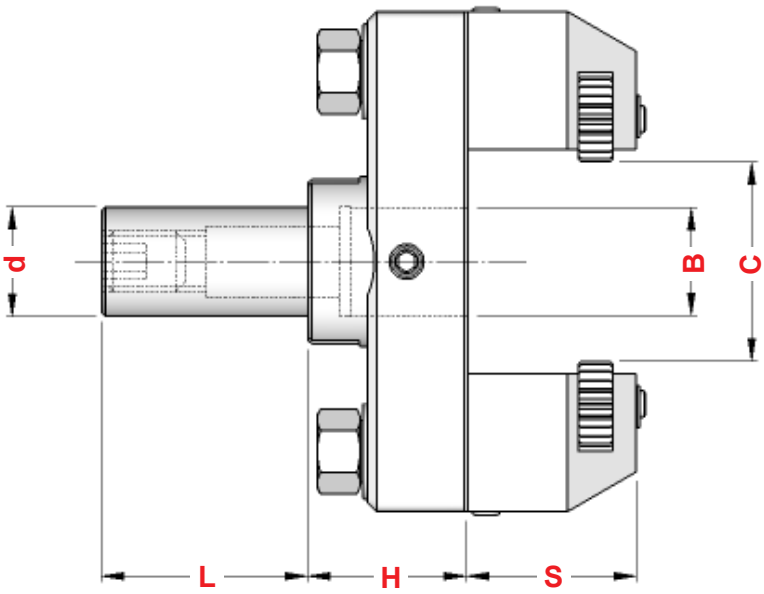

PORTAUTENSILI REGISTRABILI RADIALI CON ATTACCO CILINDRICO

STRAIGHT SHANK RADIAL ADJUSTABLE TOOLHOLDERS

Art.	d	L	H	S	B
1864	22,00	50	38	38	25
1013	25,00	50	38	38	25
1014	25,40	50	38	38	25
1867	30,00	50	38	38	25
1853	31,75	50	38	38	25
1879	32,00	50	38	38	25

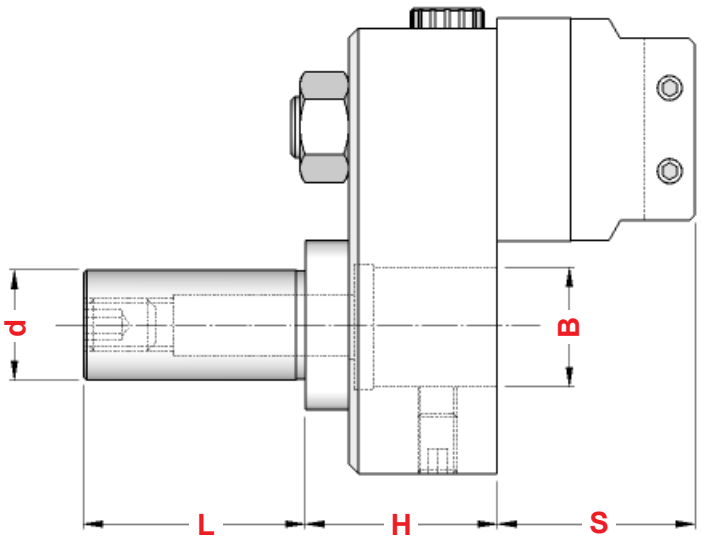

PORTABARRETTE FISSI
FIXED TOOLPOSTES

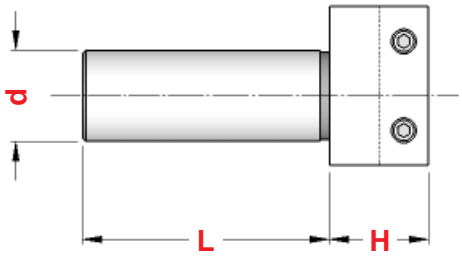

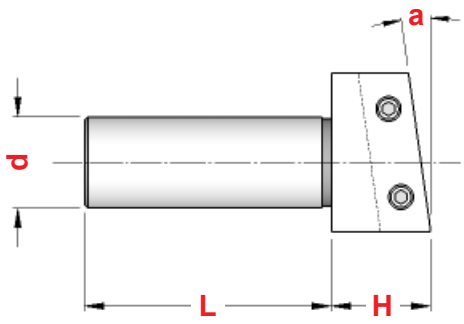

Art.	d	L	H
2763	12	32	14
2768	12	40	14
2453	15	42	18
2783	15	60	18
1100	15	75	20
2069	18	50	20
2785	18	75	20
1034	22	85	24

Art.	d	L	H	a
2454	15	42	18	8°
2864	15	60	18	8°
1101	15	75	22	15°
1102	15	75	50	45°
2070	18	50	24	8°
2876	18	75	25	8°
1035	22	85	27	15°
1036	22	85	55	45°

PORTABARRETTE REGISTRABILI CENTESIMALI
CENTESIMAL ADJUSTABLE TOOLPOSTES

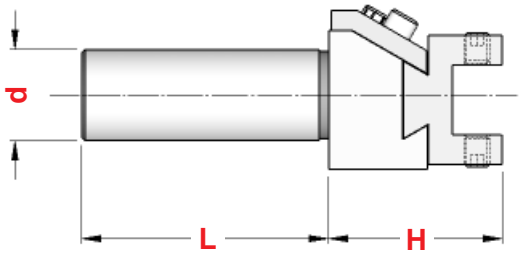

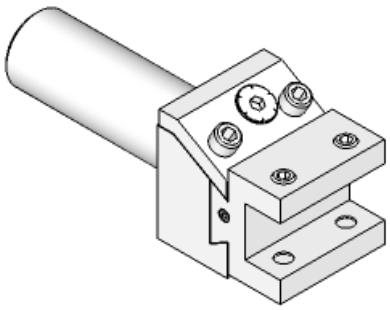

Art.	d	L	H
0163	15	42	40
2679	15	60	40
0164	18	50	40
2680	18	75	40

PORTAUTENSILI COMBINATI SEMPLICI TORNIRE-FORARE CON ATTACCO CILINDRICO

STRAIGHT SHANK TURN AND DRILL SIMPLE TOOLHOLDERS

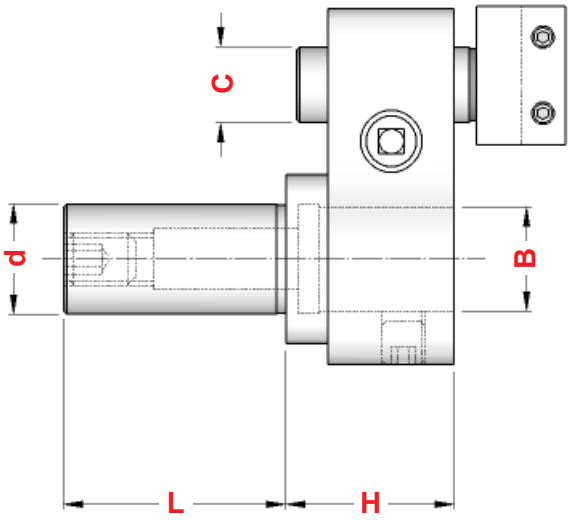

Art.	d	L	H	C	B	
2066	19,05	46	26	15	15	2453
1223	20,00	46	26	15	15	2453
2346	22,00	50	36	18	25	2069
1333	25,00	50	36	18	25	2069
2065	25,40	50	36	18	25	2069
2088	30,00	50	36	18	25	2069
2449	31,75	50	36	18	25	2069
1219	32,00	50	36	18	25	2069

PORTAUTENSILI COMBINATI SEMPLICI TORNIRE-FORARE CON ATTACCO CILINDRICO E PINZA ER

STRAIGHT SHANK TURN AND DRILL SIMPLE TOOLHOLDERS WITH ER-DIN 6499 COLLET

Art.	d	L	H	C	CAPACITA'				
2418	19,05	46	34	15	1,0 ÷ 13	2453	2869	3171	0787
1172	20,00	46	34	15	1,0 ÷ 13	2453	2869	3171	0787
1679	22,00	50	48	18	2,0 ÷ 20	2069	2871	3173	0988
1899	25,00	50	48	18	2,0 ÷ 20	2069	2871	3173	0988
2419	25,40	50	48	18	2,0 ÷ 20	2069	2871	3173	0988
1721	30,00	50	48	18	2,0 ÷ 20	2069	2871	3173	0988
1968	31,75	50	48	18	2,0 ÷ 20	2069	2871	3173	0988
1181	32,00	50	48	18	2,0 ÷ 20	2069	2871	3173	0988

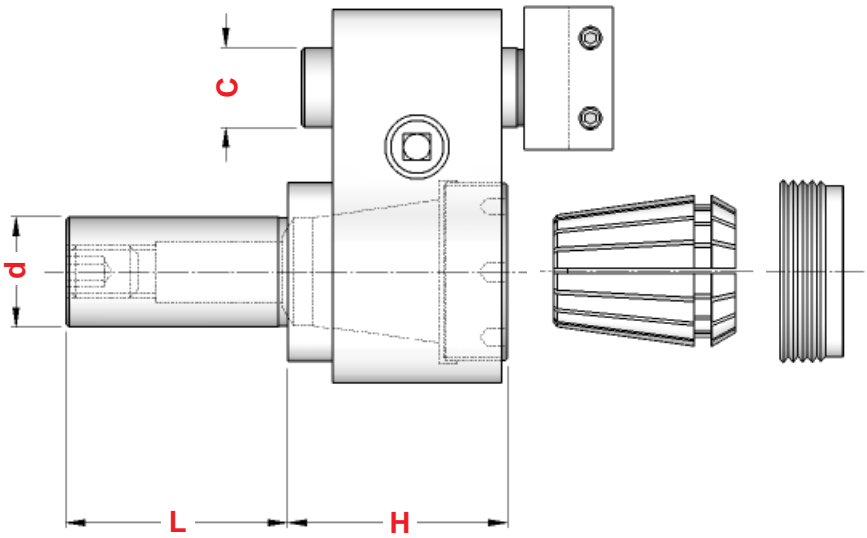

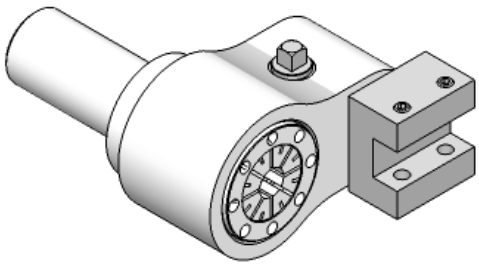

PORTAUTENSILI COMBINATI DOPPI TORNIRE-FORARE CON ATTACCO CILINDRICO

STRAIGHT SHANK TURN AND DRILL DOUBLE TOOLHOLDERS

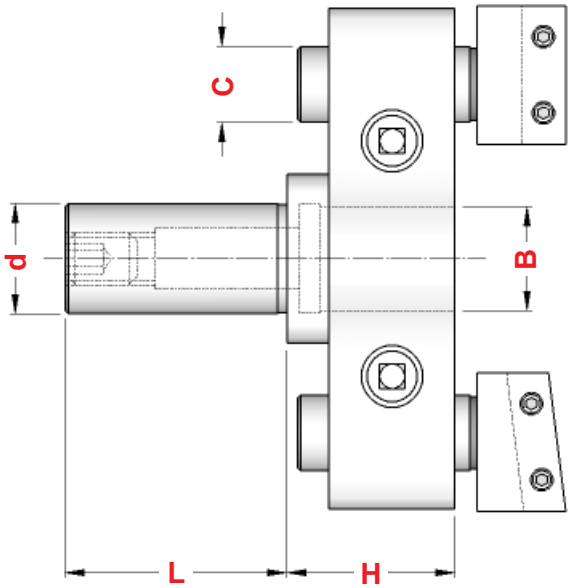

Art.	d	L	H	C	B	Pari *Straight*	8° *Inclined*
2073	19,05	46	32	15	15	2453	2454
1224	20,00	46	32	15	15	2453	2454
2089	22,00	50	48	18	25	2069	2070
2093	25,00	50	48	18	25	2069	2070
2072	25,40	50	48	18	25	2069	2070
2094	30,00	50	48	18	25	2069	2070
2443	31,75	50	48	18	25	2069	2070
1225	32,00	50	48	18	25	2069	2070

Al momento dell'ordine specificare se si desidera un portabarrette pari e uno inclinato 8° oppure entrambi pari.

At the moment of the order please specify if is needed one straight toolpost and one 8° inclined or if both straight.

PORTAUTENSILI COMBINATI DOPPI TORNIRE-FORARE CON ATTACCO CILINDRICO E PINZA ER

TURN AND DRILL DOUBLE TOOLHOLDERS WITH ER-DIN 6499 COLLET

Art.	d	L	H	C	CAPACITA'	Pari *Straight*	8° *Inclined*			
2504	19,05	46	34	15	1,0 ÷ 13	2453	2454	2869	3171	0787
1183	20,00	46	34	15	1,0 ÷ 13	2453	2454	2869	3171	0787
1969	22,00	50	48	18	2,0 ÷ 20	2069	2070	2871	3173	0988
1970	25,00	50	48	18	2,0 ÷ 20	2069	2070	2871	3173	0988
2505	25,40	50	48	18	2,0 ÷ 20	2069	2070	2871	3173	0988
2013	30,00	50	48	18	2,0 ÷ 20	2069	2070	2871	3173	0988
2078	31,75	50	48	18	2,0 ÷ 20	2069	2070	2871	3173	0988
1199	32,00	50	48	18	2,0 ÷ 20	2069	2070	2871	3173	0988

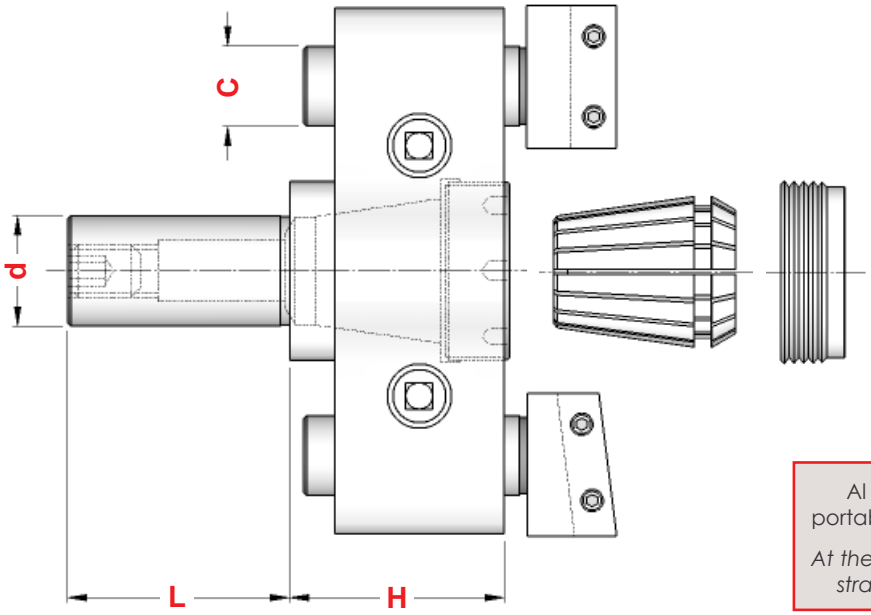

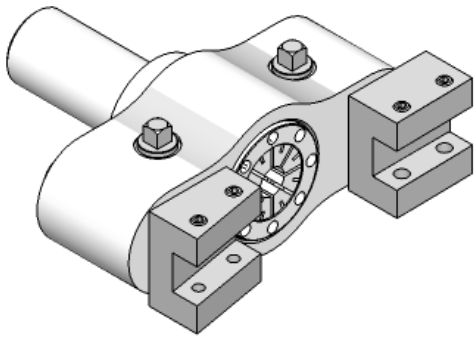

Al momento dell'ordine specificare se si desidera un portabarrette pari e uno inclinato 8° oppure entrambi pari.

At the moment of the order please specify if is needed one straight toolpost and one 8° inclined or if both straight.

PORTAUTENSILI MICROMETRICI PER INTERNI CON ATTACCO CILINDRICO

STRAIGHT SHANK MICROMETRIC SETTING BORING TOOLHORDERS

Art.	d	L	H	B	C	
1501	16,00	32	46,5	12	10	——
1701	19,05	50	54	15	18	2987
1868	20,00	50	54	15	18	2987
1870	25,00	50	54	18	18	2988
1871	25,40	50	54	18	18	2988
2488	32,00	50	54	18	18	2988

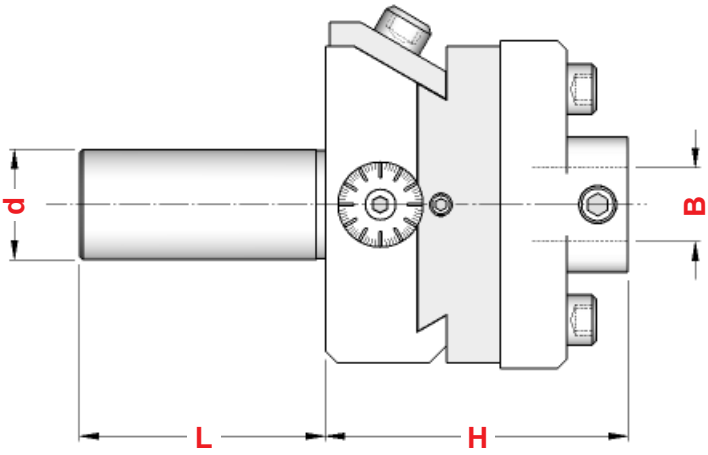

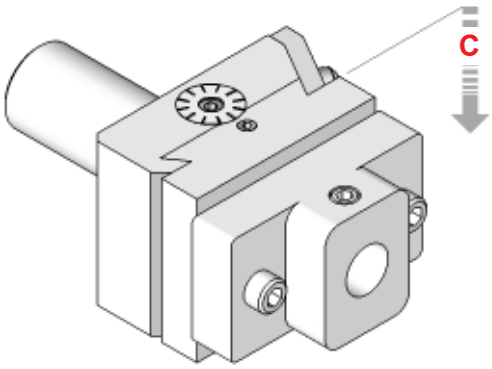

PORTAUTENSILI MICROMETRICI PER INTERNI CON ATTACCO CILINDRICO E PINZA ER

MICROMETRIC SETTING BORING TOOLHORDERS WITH ER-DIN 6499 COLLET

Art.	d	L	H	A	CAPACITA'	C				
1662	19,05	50	70	28	1,0 ÷ 13	18	2989	1230	5720	0787
1664	20,00	50	70	28	1,0 ÷ 13	18	2989	1230	5720	0787
1666	25,00	50	75	35	1,0 ÷ 16	18	2990	1231	5721	0996
1672	25,40	50	75	35	1,0 ÷ 16	18	2990	1231	5721	0996

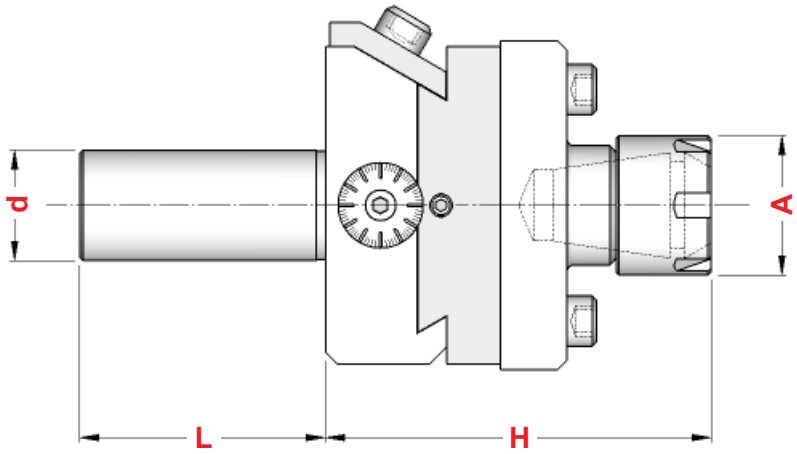

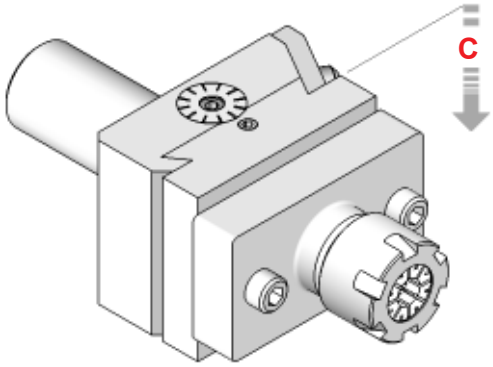

PORTAUTENSILI OSCILLANTI PER RECESSI CON ATTACCO CILINDRICO

STRAIGHT SHANK SLIDING TOOLHOLDERS FOR RECESSES

Art.	d	L	H	B	C	
2497	19,05	46	52	15	20	2987
1559	20,00	46	52	15	20	2987
2498	25,00	50	60	18	24	2988
2499	25,40	50	60	18	24	2988
1765	30,00	50	60	18	24	2988
2399	31,75	50	60	18	24	2988
1961	32,00	50	60	18	24	2988

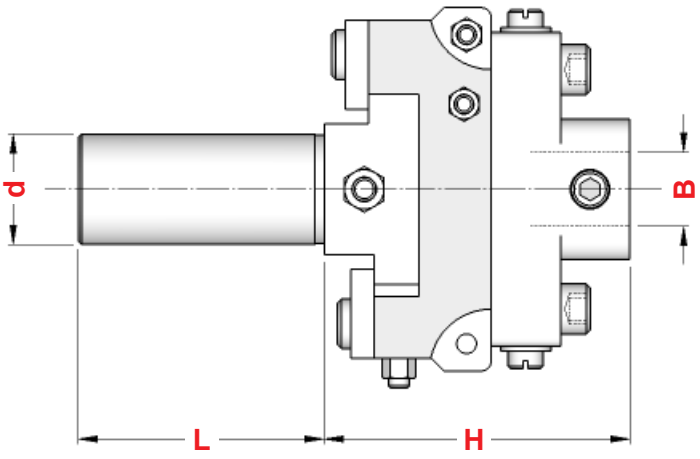

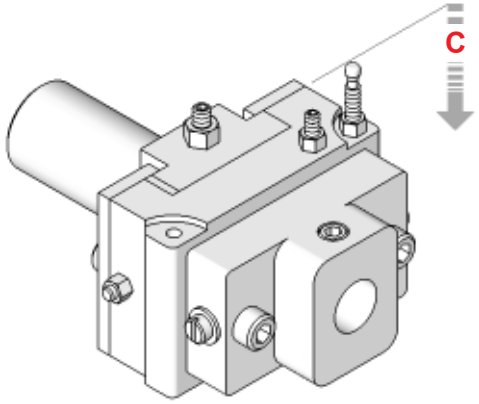

PORTAUTENSILI OSCILLANTI PER RECESSI CON ATTACCO CILINDRICO E PINZA ER

SLIDING TOOLHOLDERS FOR RECESSES WITH ER-DIN 6499 COLLET

Art.	d	L	H	A	CAPACITA'	C				
1943	19,05	46	68	28	1,0 ÷ 13	20	2989	1230	5720	0787
1766	20,00	46	68	28	1,0 ÷ 13	20	2989	1230	5720	0787
2003	25,00	50	82	35	1,0 ÷ 16	24	2990	1231	5721	0996
2023	25,40	50	82	35	1,0 ÷ 16	24	2990	1231	5721	0996
1798	30,00	50	82	35	1,0 ÷ 16	24	2990	1231	5721	0996
2024	31,75	50	82	35	1,0 ÷ 16	24	2990	1231	5721	0996
2032	32,00	50	82	35	1,0 ÷ 16	24	2990	1231	5721	0996

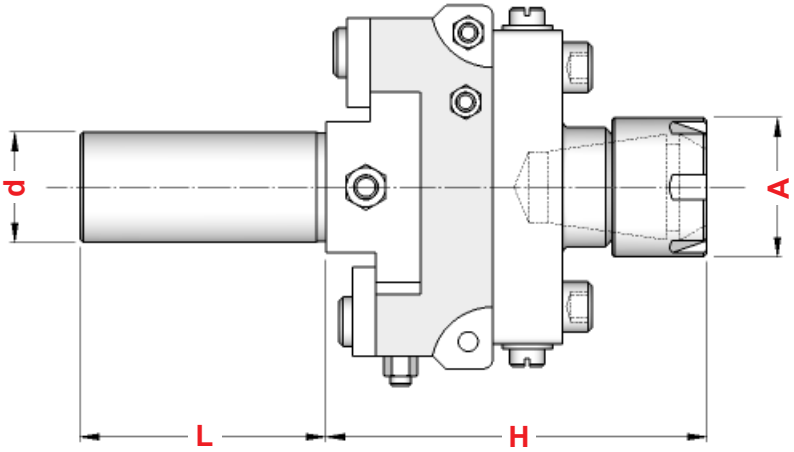

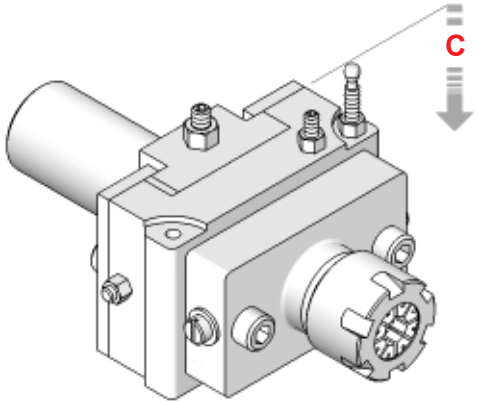

PORTAUTENSILI TRASVERSALI PER INDEX E TRAUB

CROSSWISE TOOLHOLDERS FOR INDEX AND TRAUB

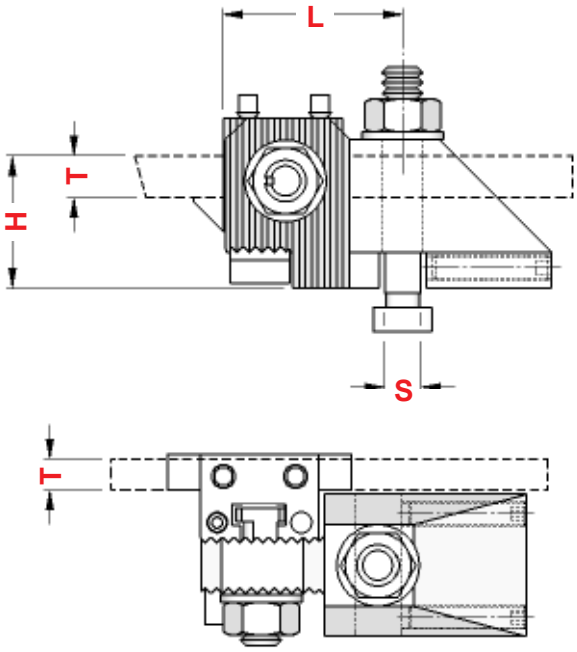

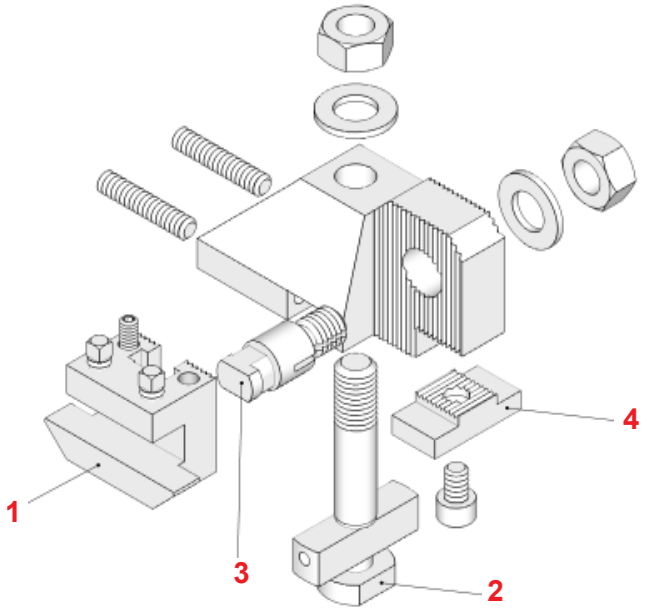

INDEX 12 - 18 - 25
TRAUB TD.16 - 26 - 36

L	H min	H max	T	S
46	16	32	10 x 10	10

Pos.	Art.	DESCRIZIONE
——	1880	Portautensile completo
1	2105	Portabarretta Semplice
2	2308	Perno di fissaggio Portautensile
3	2309	Perno di fissaggio Portabarretta
4	2753	Tassello di battuta
——	2656	Barretta dentata - *Tooth Bar*

INDEX 24 - 29 - 36 - 42
INDEX B.30 - 42

L	H min	H max	T	S
60	19	42	14 x 14	12

Pos.	Art.	DESCRIZIONE
——	1317	Portautensile completo
1	1984	Portabarretta Semplice
2	1986	Perno di fissaggio Portautensile
3	1987	Perno di fissaggio Portabarretta
4	2754	Tassello di battuta

INDEX 52 - 60
INDEX B.60

L	H min	H max	T	S
60	19	42	14 x 14	14

Pos.	Art.	DESCRIZIONE
——	2703	Portautensile completo
1	1984	Portabarretta Semplice
2	2285	Perno di fissaggio Portautensile
3	1987	Perno di fissaggio Portabarretta
4	2754	Tassello di battuta

TRAUB TB.30 - 42 - 60

L	H min	H max	T	S
60	19	42	14 x 14	15

Pos.	Art.	DESCRIZIONE
——	2707	Portautensile completo
1	1984	Portabarretta Semplice
2	2397	Perno di fissaggio Portautensile
3	1987	Perno di fissaggio Portabarretta
4	2754	Tassello di battuta

PORTABARRETTE PER PORTAUTENSILI TRASVERSALI - *TOOLPOSTES FOR CROSSWISE TOOLHOLDERS*

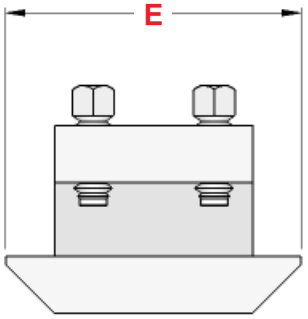

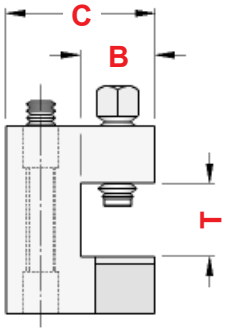

Art.	T	B	E	C	Passo	Tool
2105	10,5	10	48	22,5	**1,5**	10 x 10
2353	10,5	20,5	48	32	**1,5**	10 x 20
1984	15	15	60	30	**1,5**	14 x 14
1985	15	28,5	60	45	**1,5**	14 x 20
2662	16,2	32,5	64	52,5	**1,5**	16 x 32
2603	13	18	59	26	**2**	12 x 20

PERNI DI FISSAGGIO PORTABARRETTE - *LOCKING PINS FOR TOOLPOSTES*

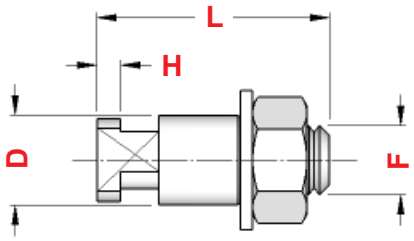

Art.	F	D	L	H
2309	M 10	14	37	4
1987	M 14	18	47	5

PERNI DI FISSAGGIO PORTAUTENSILI TRASVERSALI - *LOCKING PINS FOR CROSSWISE TOOLHOLDERS*

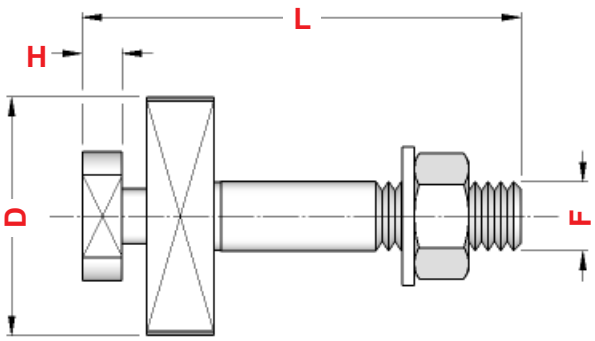

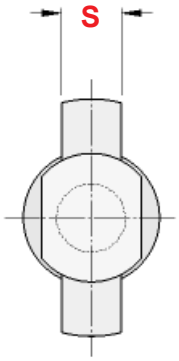

Art.	S	F	L	H	D
2308	10	M 10	59	5	29
1986	12	M 14	88	8	48
2285	14	M 14	88	8	48
2397	15	M 14	88	8	48

TASSELLI DI BATTUTA PER PORTAUTENSILI TRASVERSALI - *DOWELS FOR CROSSWISE TOOLHOLDERS*

Fig. 1

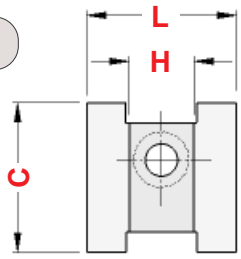

Fig. 2

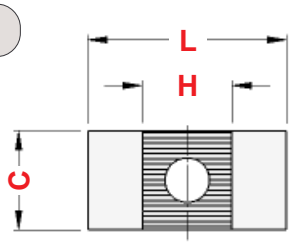

Art.	L	C	H	Fig.
2753	30	30	13	1
2754	40	20	18	2

PORTAUTENSILI TRASVERSALI A SABLONARE PER INDEX E TRAUB

CROSSWISE TOOLHOLDERS FOR INDEX AND TRAUB

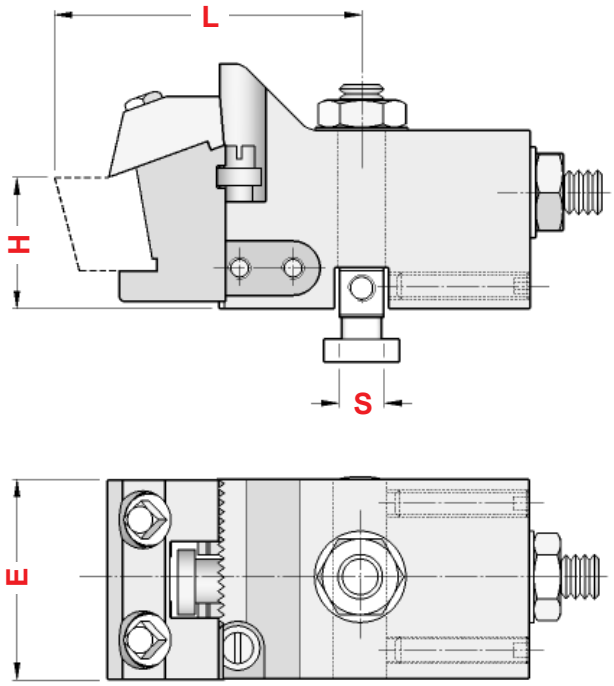

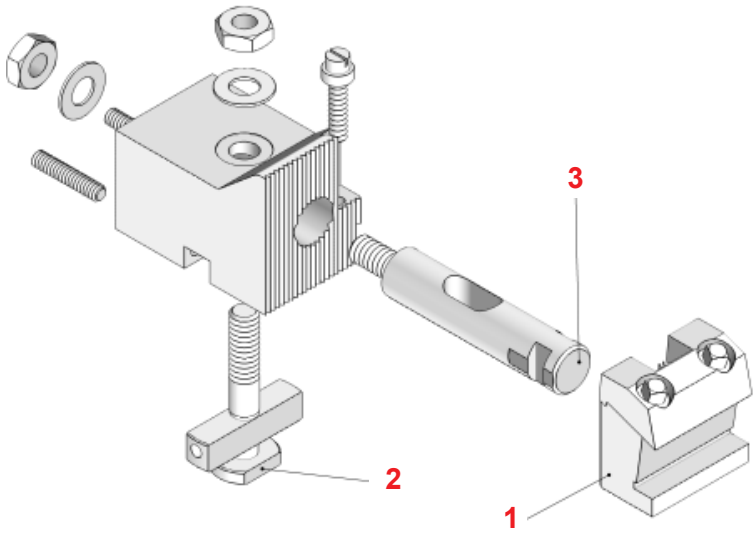

INDEX 12 - 18 - 25
TRAUB TD.16 - 26 - 36

L	H	E	S
65	23	45	10

Pos.	Art.	DESCRIZIONE
——	1601	Portautensile completo
1	2412	Portabarretta
2	2852	Perno di fissaggio Portautensile
3	2872	Perno di fissaggio Portabarretta

INDEX 24 - 29 - 36 - 42
INDEX B.30 - 42

L	H	E	S
87	30	50	12

Pos.	Art.	DESCRIZIONE
——	2017	Portautensile completo
1	2413	Portabarretta Semplice
2	1986	Perno di fissaggio Portautensile
3	2873	Perno di fissaggio Portabarretta

INDEX 52 - 60
INDEX B.60

L	H	E	S
87	30	50	14

Pos.	Art.	DESCRIZIONE
——	2595	Portautensile completo
1	2413	Portabarretta Semplice
2	2285	Perno di fissaggio Portautensile
3	2873	Perno di fissaggio Portabarretta

TRAUB TB.30 - 42 - 60

L	H	E	S
87	30	50	15

Pos.	Art.	DESCRIZIONE
——	2599	Portautensile completo
1	2413	Portabarretta Semplice
2	2397	Perno di fissaggio Portautensile
3	2873	Perno di fissaggio Portabarretta

PORTABARRETTE PER PORTAUTENSILI A SABLONARE - *TOOLPOSTES FOR CROSSWISE TOOLHOLDERS*

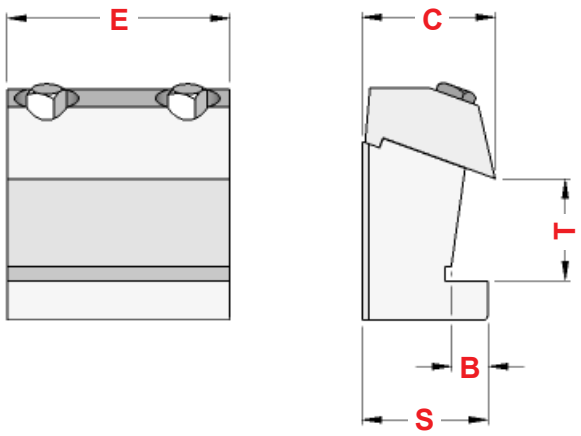

Art.	T	B	E	S	C	Passo	Tool
2412	22	7	45	24	24	**1,5**	25x45
2413	20	11	50	33	32	**1,5**	25x49
0622	24	16	48	41	34	**2**	25x49

PERNI DI FISSAGGIO PORTABARRETTE A SABLONARE - *LOCKING PINS FOR TOOLPOSTES*

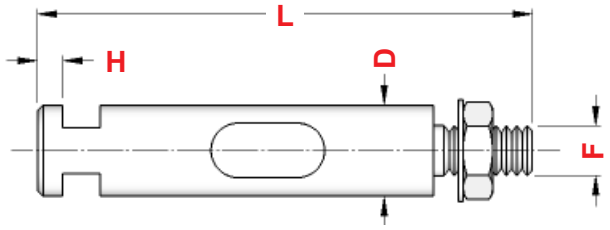

Art.	F	D	L	H
2872 (A)	M 10	18	100	5
2872 (B)	M 10	20	97	6
2873 (A)	M 14	20	128	7
2873 (B)	M 14	25	122	7

PERNI DI FISSAGGIO PORTAUTENSILI A SABLONARE - *LOCKING PINS FOR CROSSWISE TOOLHOLDERS*

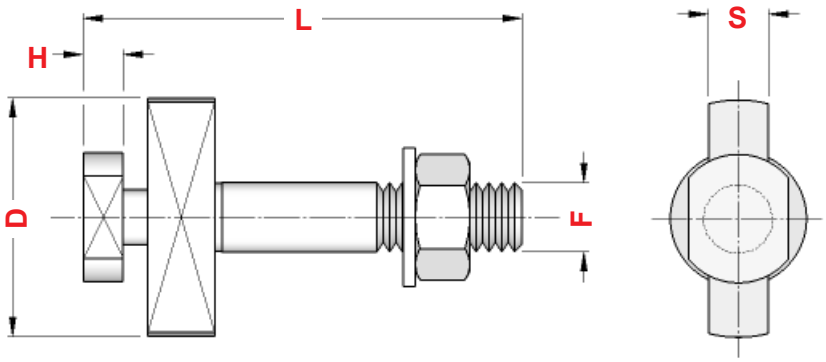

Art.	S	F	L	H	D
2852	10	M 10	67	5	48
1986	12	M 14	88	8	48
2285	14	M 14	88	8	48
2397	15	M 14	88	8	48

UTENSILI A SABLONARE - *TOOLS*

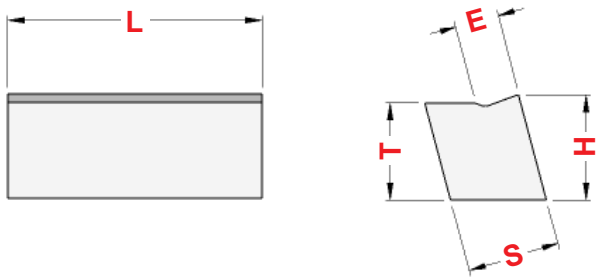

Art.	H	T	E	L	S
0389	25	23	6	45	14
0069	25	22	9	49	20

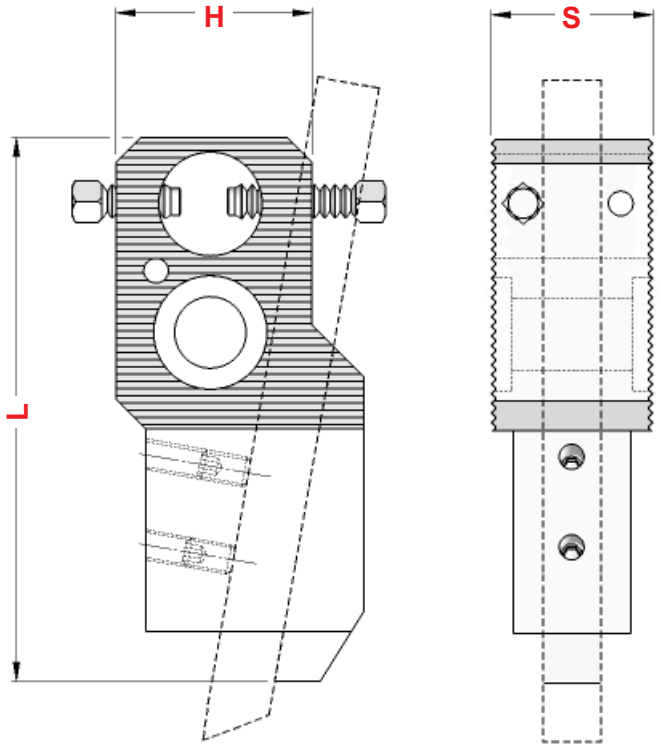

INDEX 12 - 18 - 25 -DG.12 DO.12 - ER.16 - ER.25

Art.	L	H	S	UTENSILE
2583	82	35	26	Quadro (10 x10)
2588	82	33	19	Piatto (10 x 4)
2586	82	33	19	Trapezio (10 x 4)

INDEX B.30 - 42 - 60 -C.29

Art.	L	H	S	UTENSILE
2585	105	50	32	Quadro (14 x14)
2587	109	40	23	Trapezio (15 x 6)

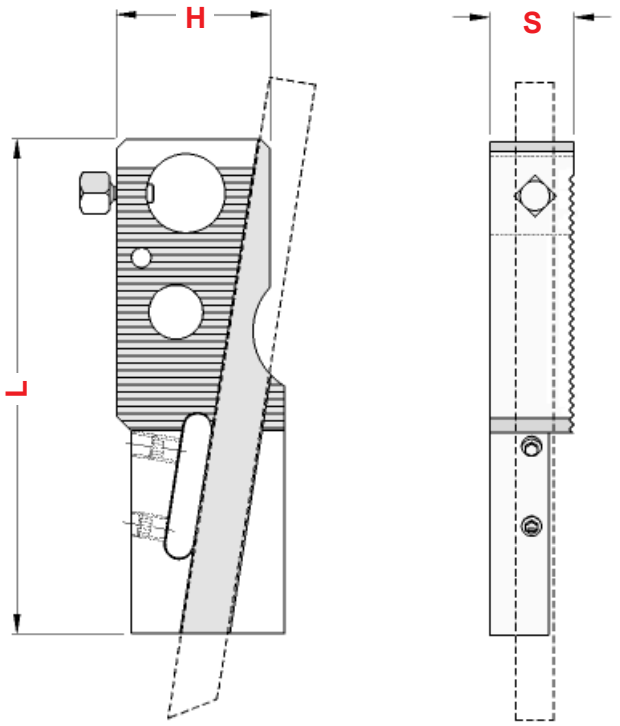

INDEX 12 - 18 - 25 DG.12 - DO.12

Art.	L	H	S	UTENSILE
2589	82	33	15	Piatto (10 x 8)

PORTAUTENSILI PER CARRELLI VERTICALI TRAUB , SAIC E STROHM

TOOLHOLDERS FOR TRAUB, SAIC AND STROHM VERTICAL SLIDES

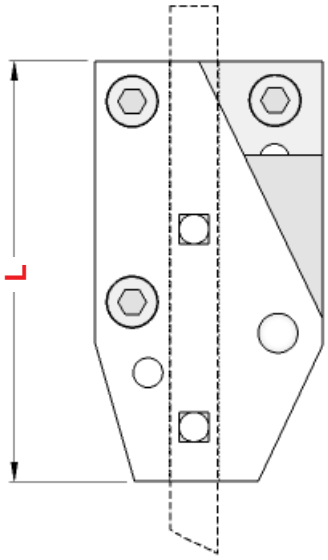

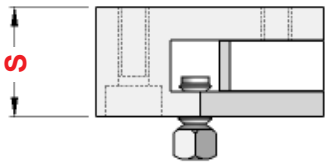

TRAUB A.15 - 20 - 25

Art.	L	S	UTENSILE
1456	85	22	10 x 10

Art.	L	S	UTENSILE
2755	85	22	10 x 10

TRAUB A.26 - 36 - 42- 60
TB.30- 42- 60

Art.	L	S	UTENSILE
1458	102	25	12 x 12

Art.	L	S	UTENSILE
2620	80	19	8 x 8

SAIC B.26- 30

Art.	L	S	UTENSILE
1594	85	22	10 x 10

Art.	L	S	UTENSILE
1372	105	28	12 x 12

PORTAUTENSILI PER CARRELLI VERTICALI - UTENSILI A SEZIONE TRAPEZOIDALE

HOLDERS FOR TRAPEZOIDAL TOOLS - VERTICAL SLIDES

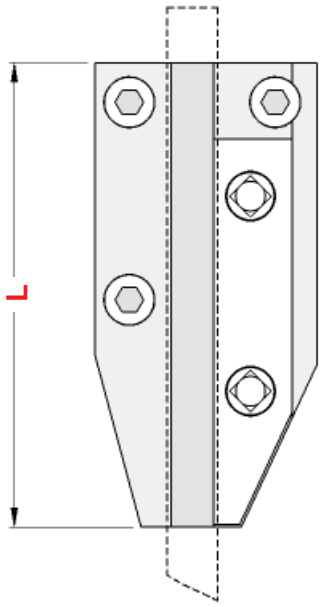

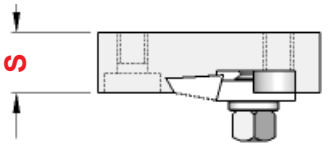

TRAUB A.15 - 20 - 25

Art.	L	S	UTENSILE
1087	93	12	13 x 2 x 1 13 x 3 x 2

SAIC B.26- 30

Art.	L	S	UTENSILE
0979	93	12	10 x 3 x 2

SAIC B.45

Art.	L	S	UTENSILE
0980	108	12	17 x 3 x 2 17 x 4 x 3

PORTAUTENSILI TRASVERSALI ANTERIORI - TIPO FISSO CHIUSO

FORE TOOLHOLDERS FOR CROSS SLIDE - FIXED CLOSED TYPE

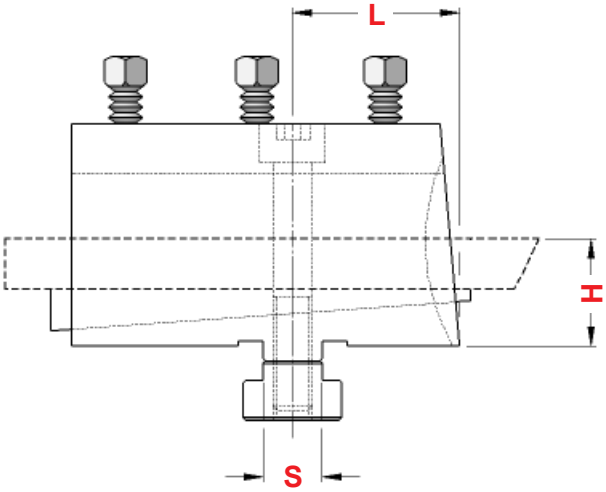

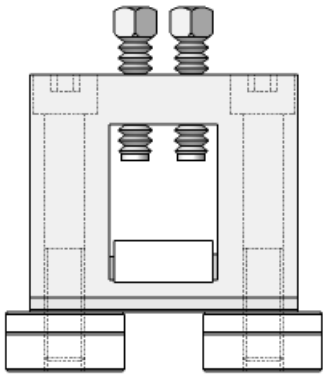

TRAUB A.15 - 20 - 25
GIORGI GM. 20 - 25 - 32
ITS 26 - SAIC B. 26 - 30

Art.	TIPO	H	L	S	UTENSILE
1291	DOPPIO / *Double*	22	36	12	10 x 20
1295	TRIPLO / *Triple*	22	36	12	10 x 30
1830	QUADRUPLO / *Quadruple*	22	36	12	10 x 40

TRAUB A.26 - 36 - 42 - 60
TRAUB TB.30 - 42 - 60
ITS 60 - SAIC B. 45

Art.	TIPO	H	L	S	UTENSILE
1293	DOPPIO / *Double*	40	65	15	12 x 25
1297	TRIPLO / *Triple*	40	65	15	12 x 40

PORTAUTENSILI TRASVERSALI POSTERIORI - TIPO FISSO CHIUSO

REAR TOOLHOLDERS FOR CROSS SLIDE - FIXED CLOSED TYPE

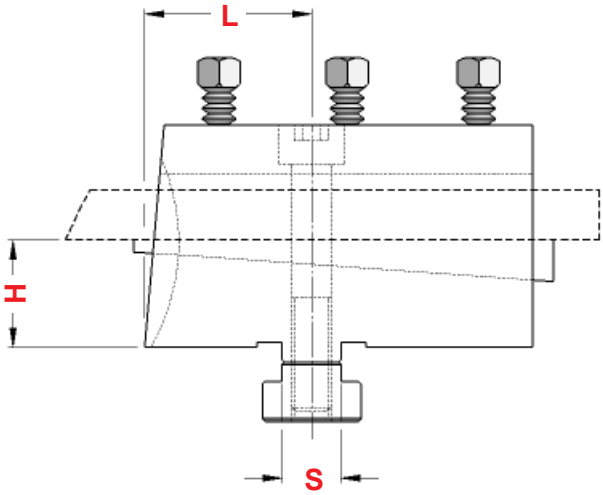

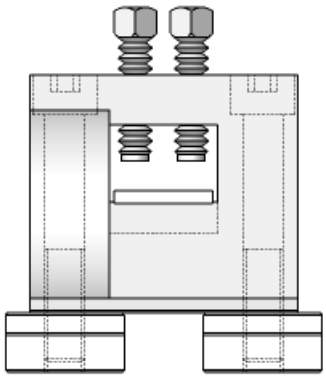

TRAUB A.15 - 20 - 25
GIORGI GM. 20 - 25 - 32
ITS 26 - SAIC B. 26 - 30

Art.	TIPO	H	L	S	UTENSILE
1292	DOPPIO / *Double*	22	36	12	10 x 20
1296	TRIPLO / *Triple*	22	36	12	10 x 30
1831	QUADRUPLO / *Quadruple*	22	36	12	10 x 40

TRAUB A.26 - 36 - 42 - 60
TRAUB TB.30 - 42 - 60
ITS 60 - SAIC B. 45

Art.	TIPO	H	L	S	UTENSILE
1294	DOPPIO / *Double*	40	65	15	12 x 25
1298	TRIPLO / *Triple*	40	65	15	12 x 40

PORTAUTENSILI TRASVERSALI ANTERIORI - TIPO FISSO APERTO

FORE TOOLHOLDERS FOR CROSS SLIDE - FIXED OPEN TYPE

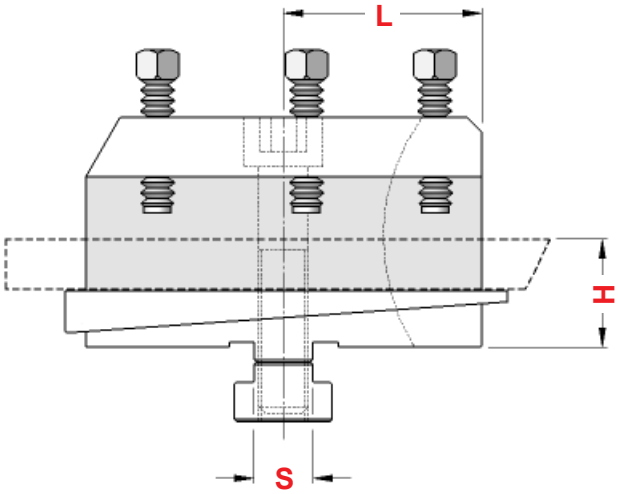

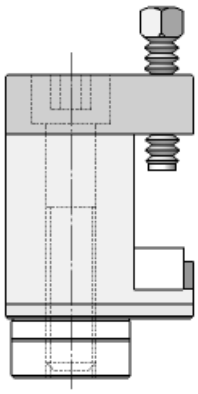

TRAUB A.15 - 20 - 25
GIORGI GM. 20 - 25 - 32
ITS 26 - SAIC B. 26 - 30

Art.	H	L	S	UTENSILE
1561	22	38	12	10 x 10

TRAUB TD.16 - 26 - 36

Art.	H	L	S	UTENSILE
1514	30	50	10	12 x 12

TRAUB A.26 - 36 - 42 - 60
TRAUB TB.30 - 42 - 60
ITS 60 - SAIC B. 45

Art.	H	L	S	UTENSILE
1303	40	62,5	15	12 x 12

PORTAUTENSILI TRASVERSALI POSTERIORI - TIPO FISSO APERTO

REAR TOOLHOLDERS FOR CROSS SLIDE - FIXED OPEN TYPE

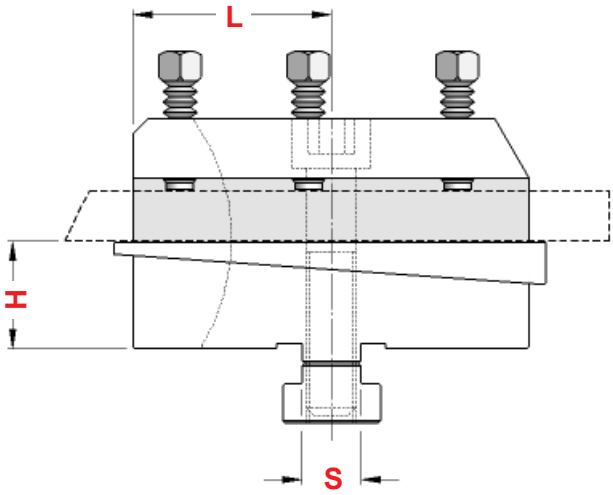

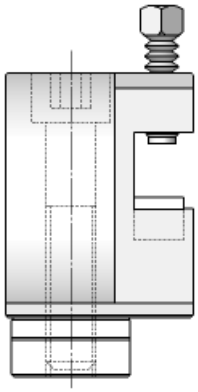

TRAUB A.15 - 20 - 25
GIORGI GM. 20 - 25 - 32
ITS 26 - SAIC B. 26 - 30

Art.	H	L	S	UTENSILE
1563	22	38	12	10 x 10

TRAUB TD.16 - 26 - 36

Art.	H	L	S	UTENSILE
1515	30	50	10	12 x 12

TRAUB A.26 - 36 - 42 - 60
TRAUB TB.30 - 42 - 60
ITS 60 - SAIC B. 45

Art.	H	L	S	UTENSILE
1304	40	62,5	15	12 x 12

PORTAUTENSILI TRASVERSALI ANTERIORI - TIPO OSCILLANTE CHIUSO

FORE TOOLHOLDERS FOR CROSS SLIDE - SWINGING CLOSED TYPE

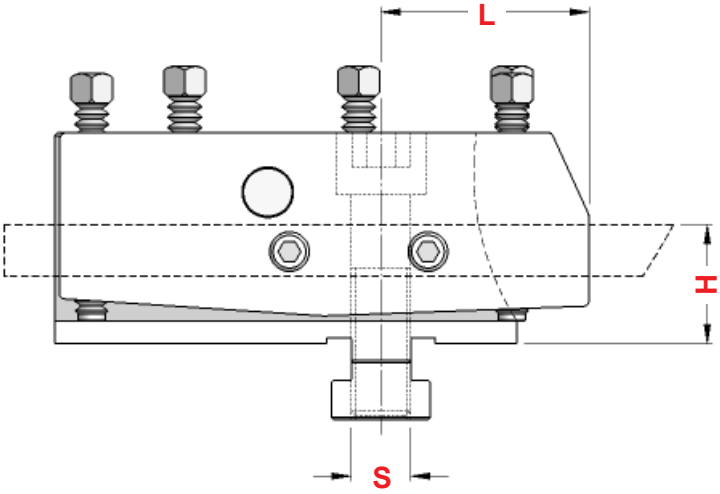

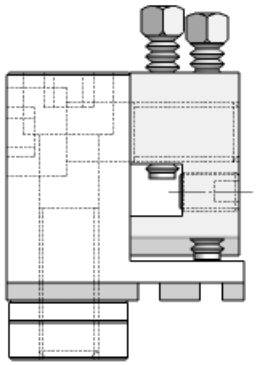

TRAUB A.15 - 20 - 25
ITS 26 - SAIC B.26

Art.	H	L	S	UTENSILE
1007	22	41	12	10 x 10

TRAUB A.26 - 36 - 42 - 60
TRAUB TB.30 - 42 - 60
ITS 60 - SAIC B.45

Art.	H	L	S	UTENSILE
1009	40	58	15	12 x 12

PORTAUTENSILI TRASVERSALI POSTERIORI - TIPO OSCILLANTE CHIUSO

REAR TOOLHOLDERS FOR CROSS SLIDE - SWINGING CLOSED TYPE

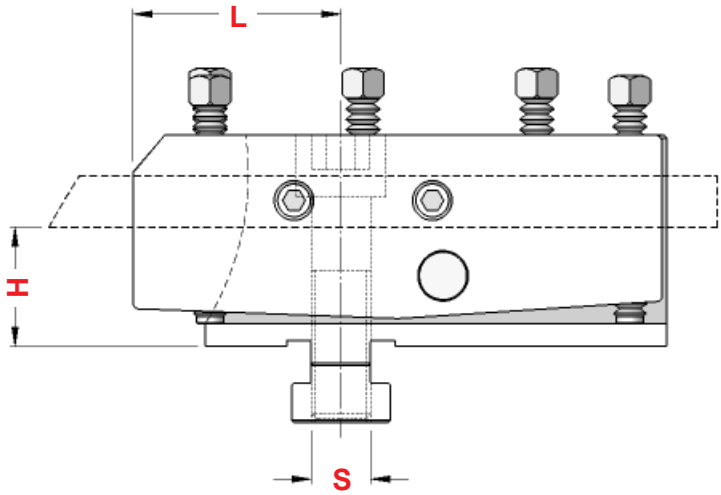

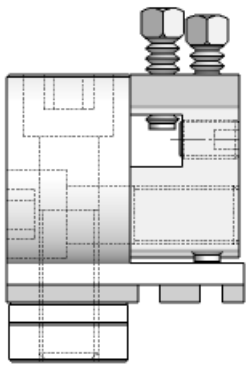

TRAUB A.15 - 20 - 25
ITS 26 - SAIC B.26

Art.	H	L	S	UTENSILE
1008	22	41	12	10 x 10

TRAUB A.26 - 36 - 42 - 60
TRAUB TB.30 - 42 - 60
ITS 60 - SAIC B.45

Art.	H	L	S	UTENSILE
1010	40	58	15	12 x 12

PORTAUTENSILI TRASVERSALI **ANTERIORI** - TIPO OSCILLANTE **APERTO**

FORE TOOLHOLDERS FOR CROSS SLIDE - SWINGING OPEN TYPE

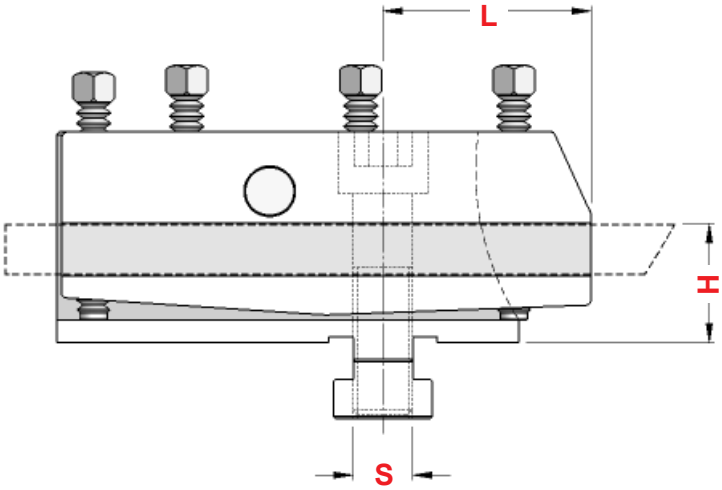

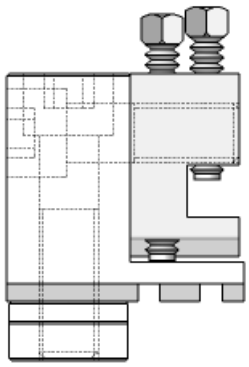

TRAUB A.15 - 20 - 25
ITS 26 - SAIC B.26

Art.	TIPO	H	L	S	UTENSILE
1322	SEMPLICE / *Simple*	22	41	12	10 x 10
1330	DOPPIO / *Double*	22	41	12	10 x 20

TRAUB A.26 - 36 - 42 - 60
TRAUB TB.30 - 42 - 60
ITS 60 - SAIC B.45

Art.	TIPO	H	L	S	UTENSILE
2481	SEMPLICE / *Simple*	40	62	15	12 x 12
2487	DOPPIO / *Double*	40	62	15	12 x 25

PORTAUTENSILI TRASVERSALI **POSTERIORI** - TIPO OSCILLANTE **APERTO**

REAR TOOLHOLDERS FOR CROSS SLIDE - SWINGING OPEN TYPE

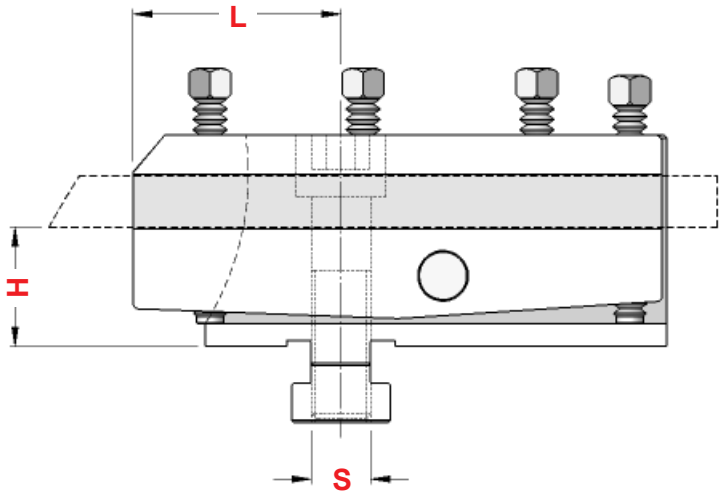

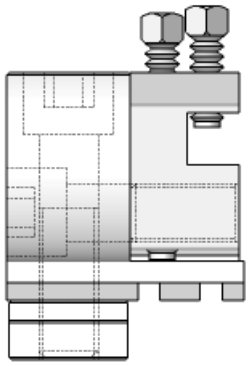

TRAUB A.15 - 20 - 25
ITS 26 - SAIC B.26

Art.	TIPO	H	L	S	UTENSILE
1323	SEMPLICE / *Simple*	22	41	12	10 x 10
1331	DOPPIO / *Double*	22	41	12	10 x 20

TRAUB A.26 - 36 - 42 - 60
TRAUB TB.30 - 42 - 60
ITS 60 - SAIC B.45

Art.	TIPO	H	L	S	UTENSILE
2482	SEMPLICE / *Simple*	40	62	15	12 x 12
2489	DOPPIO / *Double*	40	62	15	12 x 25

PORTAUTENSILI TRASVERSALI ANTERIORI - TIPO OSCILLANTE
PER UTENSILI A SEZIONE TRAPEZOIDALE
FORE TOOLHOLDERS FOR CROSS SLIDE - SWINGING FOR TRAPEZOID TOOLS

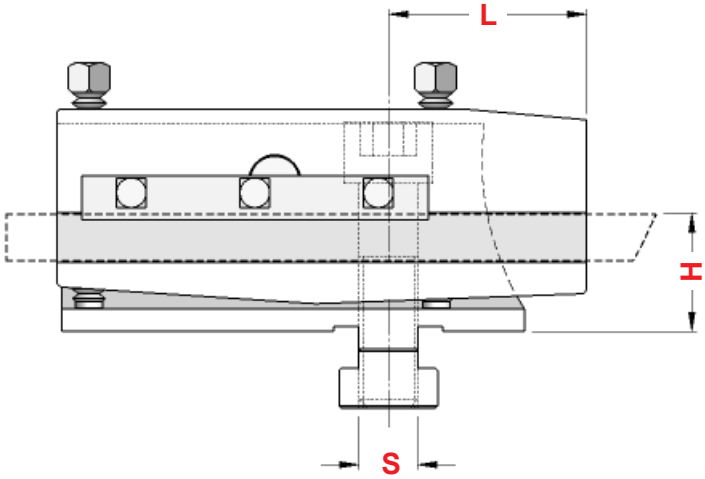

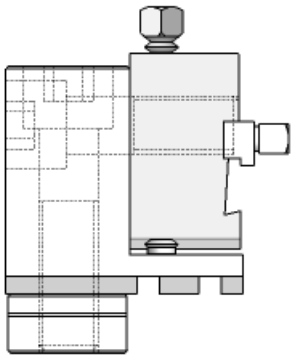

TRAUB A.15 - 20 - 25
ITS 26 - SAIC B.26

Art.	H	L	S	UTENSILE
1485	22	40	12	13 x 3 x 2

PORTAUTENSILI TRASVERSALI POSTERIORI - TIPO OSCILLANTE
PER UTENSILI A SEZIONE TRAPEZOIDALE
REAR TOOLHOLDERS FOR CROSS SLIDE - SWINGING FOR TRAPEZOID TOOLS

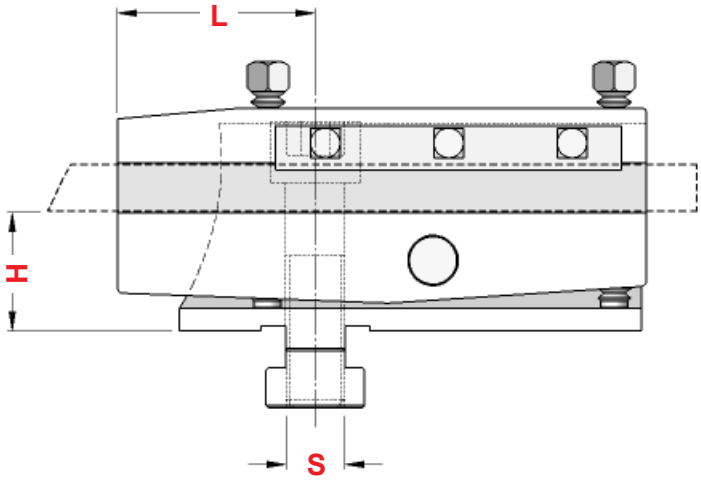

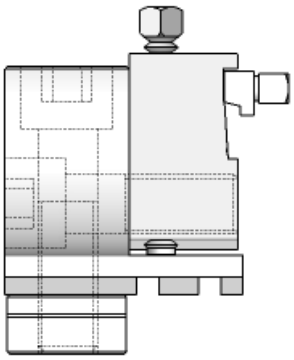

TRAUB A.15 - 20 - 25
ITS 26 - SAIC B.26

Art.	H	L	S	UTENSILE
1484	22	40	12	13 x 3 x 2

PORTAUTENSILI TRASVERSALI **ANTERIORI** - TIPO FISSO
PER UTENSILI A DISCO
FORE TOOLHOLDERS FOR CROSS SLIDE - FIXED FOR ROUND TOOLS

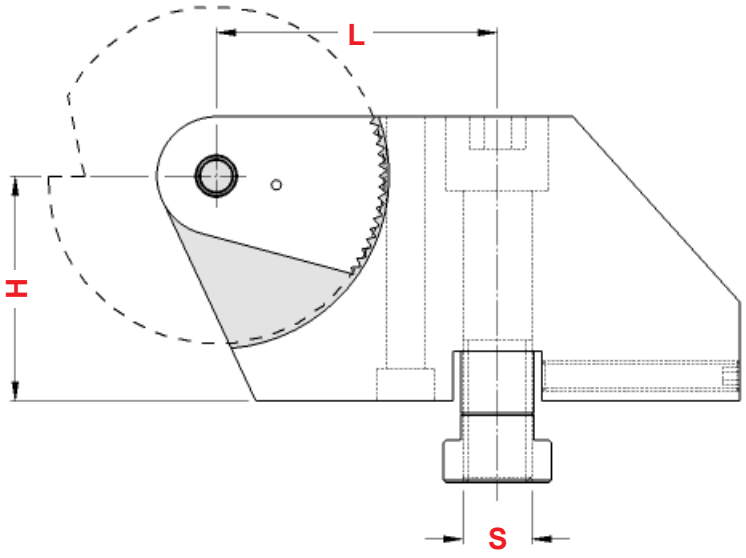

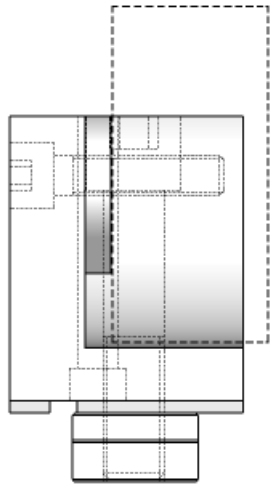

TRAUB A.15 - 20 - 25
ITS 26 - SAIC B. 26 - 30

Art.	TIPO	H	L	S
1003	ANTERIORE	22	43	12

TRAUB A.26 - 36 - 42 - 60
ITS 60 - SAIC B. 45

Art.	TIPO	H	L	S
1005	ANTERIORE	40	55	15

PORTAUTENSILI TRASVERSALI **POSTERIORI** - TIPO FISSO
PER UTENSILI A DISCO
REAR TOOLHOLDERS FOR CROSS SLIDE - FIXED FOR ROUND TOOLS

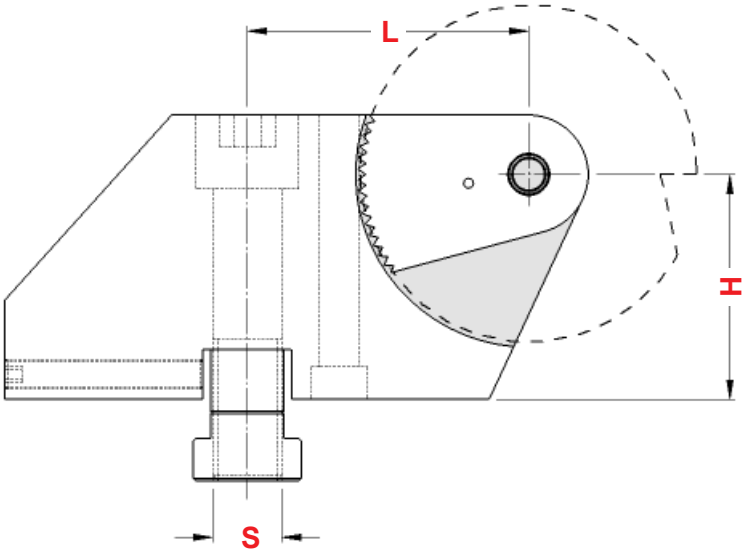

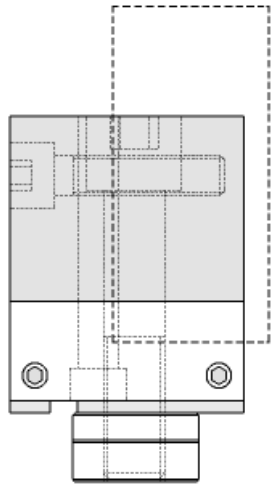

TRAUB A.15 - 20 - 25
ITS 26 - SAIC B. 26 - 30

Art.	TIPO	H	L	S
1004	POSTERIORE	22	43	12

TRAUB A.26 - 36 - 42 - 60
ITS 60 - SAIC B. 45

Art.	TIPO	H	L	S
1006	POSTERIORE	40	55	15

TASSELLI DI BLOCCAGGIO PER PORTAUTENSILI ORIZZONTALI
TOOLHOLDERS LOCKING DOWELS FOR ORIZONTAL TOOL HOLDERS

MACCHINA	Art.	f	E	S
GIORGI GM.20 - 25 - 32	**1149**	M 10	20	12
	1150	M 12	20	12
ITS 26	**1149**	M 10	20	12
	1150	M 12	20	12
ITS 36 - 42 - 60	**1131**	M 10	22	15
	1667	M 12	22	15
	1591	M 14	22	15
SAIC B.26 - 30	**1149**	M 10	20	12
	1150	M 12	20	12
SAIC B.45	**1131**	M 10	22	15
	1667	M 12	22	15
	1591	M 14	22	15
TRAUB A.15 - 20 - 25	**1149**	M 10	20	12
	1150	M 12	20	12
TRAUB A.36 - 42 - 60	**1131**	M 10	22	15
	1667	M 12	22	15
	1591	M 14	22	15

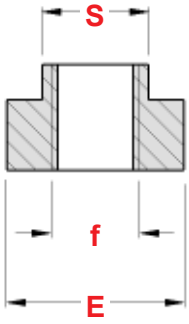

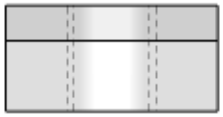

BIETTE
WEDGES

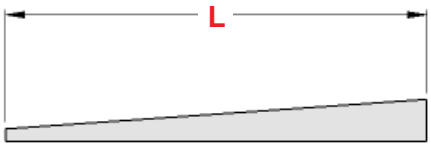

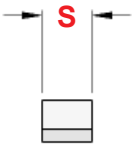

TRAUB A.15 - 20 - 25
GIORGI GM. 20 - 25 - 32
ITS 26 - SAIC B. 26 - 30

Art.	S	L
1170	10	85
1536	20	85
2029	30	85

TRAUB A.26 - 36 - 42 - 60
TRAUB TB.30 - 42 - 60
TRAUB TD.16 - 26 - 36
ITS 60 - SAIC B. 45

Art.	S	L
1656	15	120
1576	25	120
1828	40	120

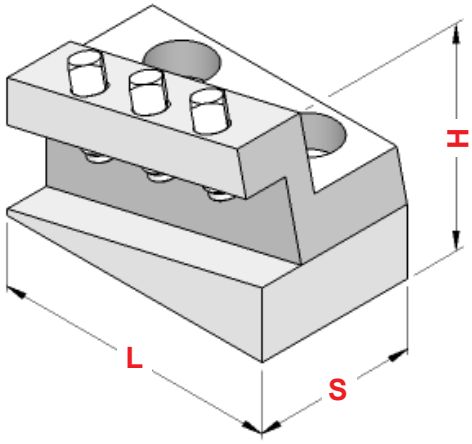

TRAUB A.15 - 20 - 25

Art.	L	H	S	UTENSILE
1457	66	44	37	10 x 10

TRAUB A.26 - 36 - 42 - 60

Art.	L	H	S	UTENSILE
1472	98	49	72,5	12 x 12

TRAUB TB.30 - 42 - 60

Art.	L	H	S	UTENSILE
2102	63	50	50	12 x 12

SAIC B.26 - 30

Art.	L	H	S	UTENSILE
1457	66	44	37	10 x 10

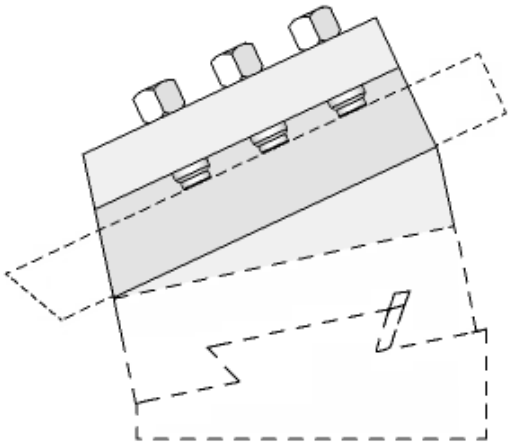

PORTABARRETTE PER INDEX TIPO E / ER 42 - 60

TOOLPOSTES FOR INDEX E / ER 42 - 60 TYPE

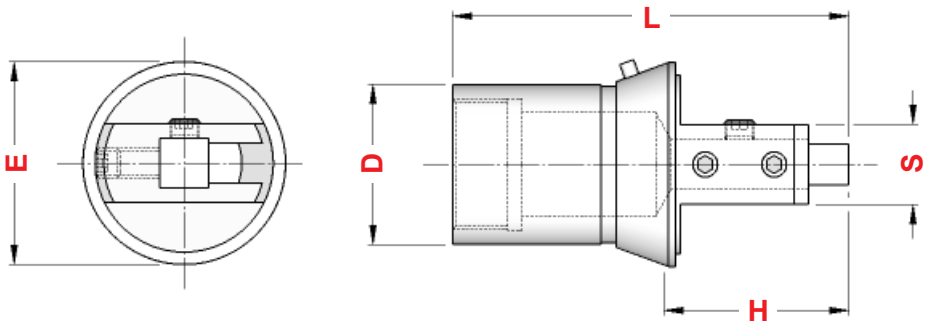

Art.	D	L	H	E	S	UTENSILE
1655	32	80	40	41	16	10 x 10
1654	32	80	40	41	19	14 x 14
1467	32	80	40	41	25	16 x 16
0635	32	80	40	41	28	16 x 20

PORTABARRETTE MULTIPLO PER INDEX TIPO E / ER 42 - 60

MULTIPLE TOOLPOST FOR INDEX E / ER 42 - 60 TYPE

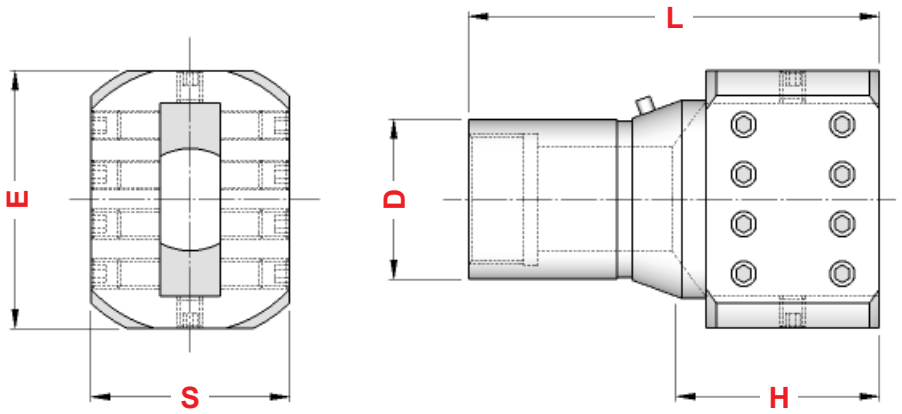

Art.	D	L	H	E	S	SEDE UTENSILE
1466	32	82	42	52	40	42 x 12

PORTABARRETTE A TRONCARE PER INDEX TIPO E / ER 42 - 60

CUTTING OFF TOOLPOSTES FOR INDEX E / ER 42 - 60 TYPE

Taglio Destro
Right Cut

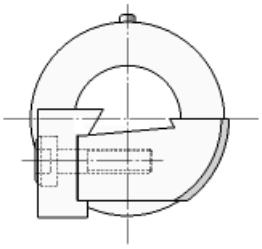

Taglio Sinistro
Left Cut

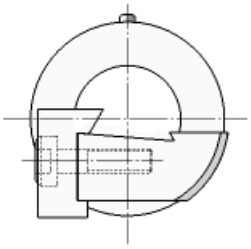

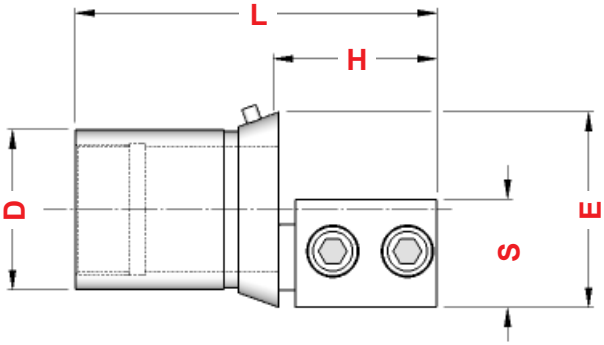

Art.	TIPO	D	L	H	E	S	UTENSILE
1468	DESTRO / *Right*	32	82	42	41	22	17 x 4 x 3
1469	SINISTRO / *Left*	32	82	42	41	22	17 x 4 x 3

PORTAUTENSILE A PROFILO COSTANTE PER INDEX TIPO E / ER 42 - 60

CONSTANT OUTLINE TOOLHOLDER FOR INDEX E / ER 42 - 60 TYPE

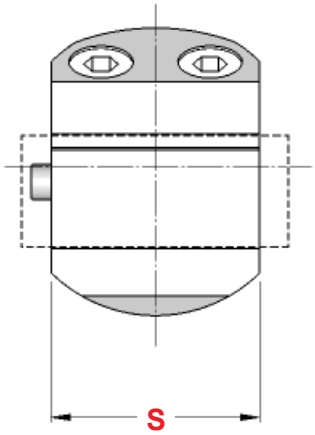

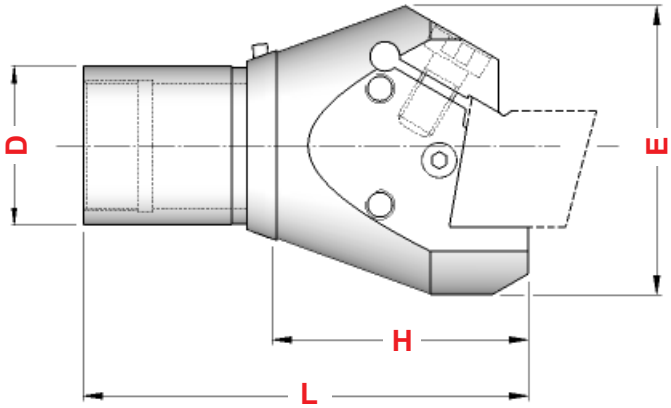

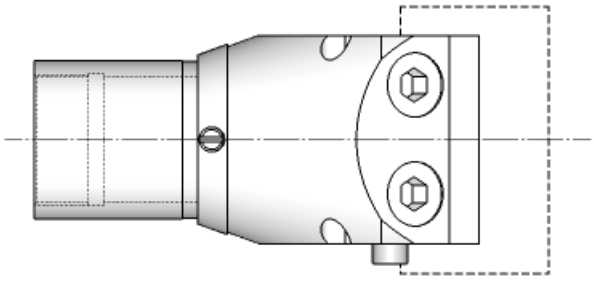

Art.	D	L	H	E	S	SEDE UTENSILE
2781	32	90	50	57	42	25 x 42

FLANGIA PORTABARRETTA
TOOLPOST FLANGE

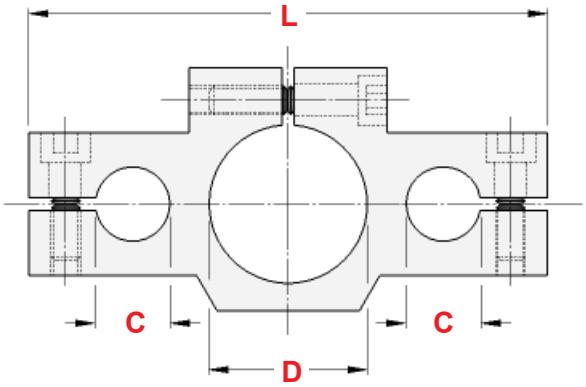

Art.	D	C	L
1022	30	15	98
1583	32	15	105
1584	36	15	110
1029	40	22	125
1490	42	22	125
1030	45	22	125
1491	46	22	125

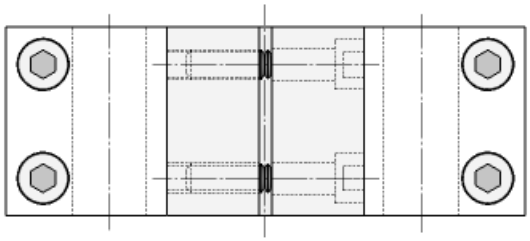

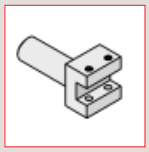

Potete trovare i Portabarrette a pag. 277

You can find Toolposts on page 277

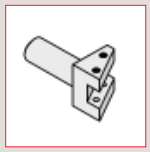

PORTAUTENSILI PER FINITURA E SMUSSO
FINISHING AND BLUNTING TOOLPOSTES

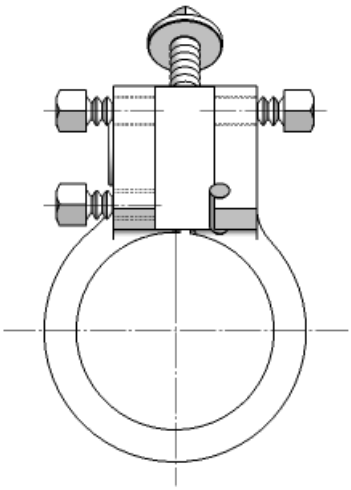

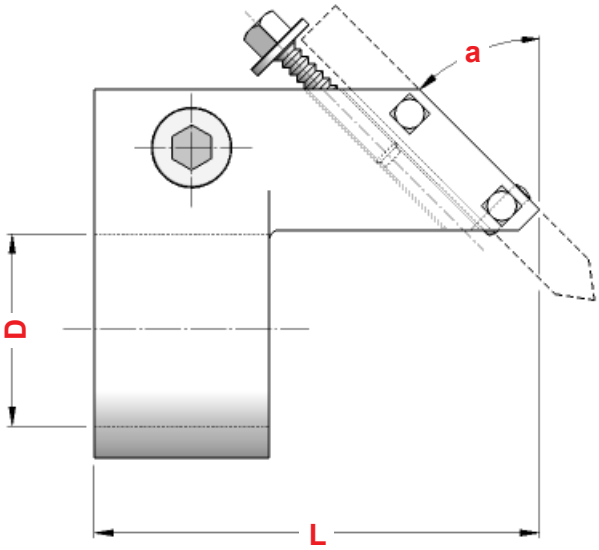

Art.	D	L	a	UTENSILE
2098	23	60	15°	8 x 8
1256	26	36	30°	8 x 8
1016	30	70	15°	8 x 8
1015	30	75	30°	8 x 8
1026	30	80	45°	8 x 8
1269	36	80	45°	10 x 10
2086	40	76	15°	10 x 10
2095	40	80	30°	10 x 10
1027	40	90	45°	10 x 10
2096	42	90	45°	10 x 10

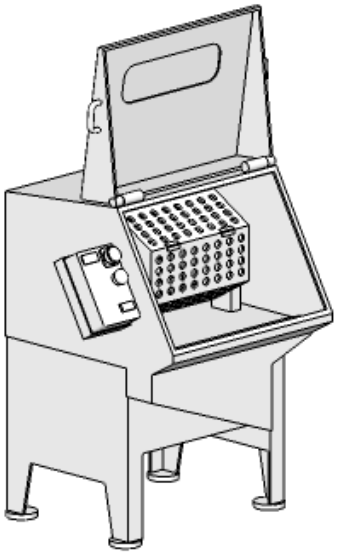

LAVATRICE DA Kg.50

WASHING MACHINE CAPACITY Kg.50

Lavatrice con cestello rotante per il lavaggio o la barilatura di minuterie metalliche tornite o tranciate. La macchina è dotata di PLC per la gestione del ciclo di lavaggio; il posizionamento per il carico e lo scarico del cestello avviene in automatico.
La rimozione delle scorie di lavaggio è facilitata dalla presenza di un ampio sportello posteriore.
La macchina viene fornita assemblata e pronta all'uso.
A richiesta la lavatrice può essere dotata di resistenze per il riscaldamento fino a 40° del liquido di lavaggio.
Utilizzare solo prodotti chimici specifici seguendo le indicazioni del fabbricante.

- Velocità rotazione cesto ..... giri/1' 13
- Dimensioni cesto ..... Ø esterno mm 360 x mm 500 lunghezza
- Sgrassante in vasca ..... litri 150/160
- Potenza installata ..... kw. 0,75 (220/380 V trifase 50 Hz)
- Ingombro macchina / Peso ..... mm 1.225 x 866 x H 1.261 / kg 136

LAVATRICE DA Kg.100

WASHING MACHINE CAPACITY Kg.100

Macchina con caratteristiche e funzionamento uguali al modello da Kg.50 ma date le maggiori dimensioni è possibile avere un carico di lavaggio doppio.

- Velocità rotazione cesto ..... giri/1' 13
- Dimensioni cesto ..... Ø esterno mm 360 x mm 1.000 lunghezza
- Sgrassante in vasca ..... litri 240/250
- Potenza installata ..... kw. 1 (220/380 V trifase 50 Hz)
- Ingombro macchina / Peso ..... mm 1.725 x 866 x H 1.261 / kg 212



SETACCIATRICE

SIFTING MACHINE

Grazie alla doppia funzione di vibrazione e ventilazione questa macchina é ideale per la separazione di minuterie metalliche dai trucioli di lavorazione e/o dai granuli dopo la barilatura.
Viene consegnata completa di piedini antivibranti ed un setaccio a scelta nella gamma di produzione.

Accessori opzionali :
- la dimensione dei setacci è mm 1.320 x 500 e sono disponibili con maglie quadre da :
  mm 2,7 - 4 - 6 - 8 - 10 - 12 - 15 - 18 - 22 - 26
- convogliatore di trucioli per evacuatore
- flange per il fissaggio degli antivibranti a pavimento
- inverter per la regolazione della frequenza di vibrazione

- Dimensioni pezzi setacciabili ..... mm 1,5 - 60
- Capacità carico sul setaccio ..... Kg 40
- Potenza installata ..... kw. 0,7 (220/380 V trifase 50 Hz)
- Rumorosità della macchina a vuoto ..... dbA < 70
- Ingombro macchina / Peso ..... mm 2.046 x 949 x H 1.318 / Kg 176

BARRETTE IN ACCIAIO SUPER RAPIDO TENAX

RODS IN SUPERRAPID STEEL

Il marchio TENAX produce barrette trattate e rettificate. La gamma presentata comprende acciai con diverso tenore di Cobalto per rispondere alle differenti esigenze di lavorazione, valocità e tipologie di materiale. Scegliete il vostro tipo di barretta tra TENAX 1, 2 e 3

TENAX brand produces hardened and grinded rods. Presented range includes steels with different titer in Cobalt to meet the different working needs, speeds and materials.
Chose your kind of rod between TENAX 1, 2 and 3.

TIPO	% Cobalto	% Vanadio
TENAX 1	10,5	3,5
TENAX 2	9	1,2
TENAX 3	5	1,9

Barrette quadre
Gamma da Q. 4 a Q. 30
Lunghezza mm 150 e mm 200

Square Rods
Range from square 4 to square 30
Length mm 150 and mm 200

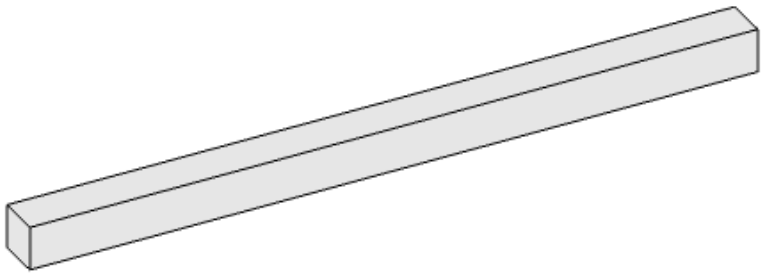

Barrette piatte
Gamma da 8x6 a 40x30
Lunghezza mm 150 e mm 200

Flat Rods
Range from 8x6to 40x30
Length mm 150 and mm 200

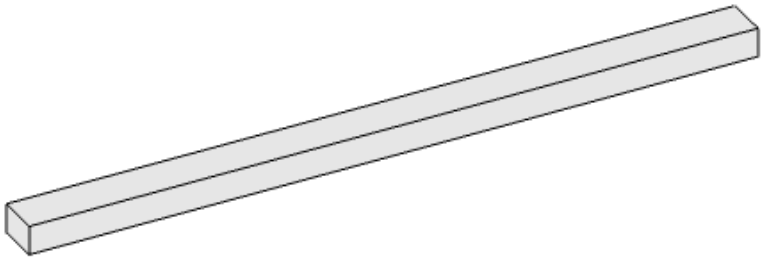

Barrette trapezoidali
Gamma da 10x3x2 a 30x6x5
Lunghezza mm 150 e mm 200

Trapezoidal Rods
Range from 10x3x2 to 30x6x5
Length mm 150 and mm 200

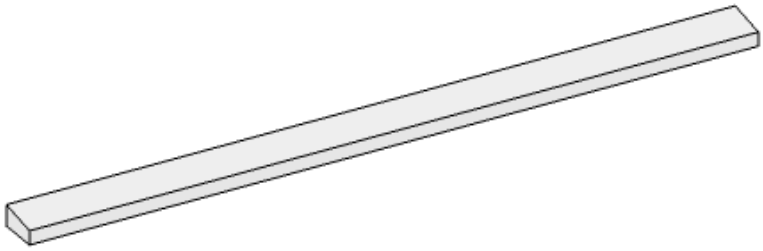

Barrette tonde
Gamma da ø 2 a ø 30
Lunghezza mm 100, mm 150 e mm 200

Round Rods
Range from ø 2 to ø 30
Length mm 100, mm 150 and mm 200



UTENSILI SALDOBRASATI CON METALLO DURO PER **PASSATA**

BRAZED WELDED CARBIDE TOOLS FOR TURNING

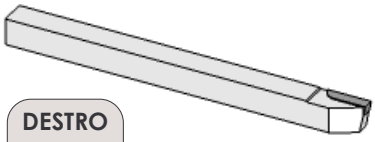

DESTRO
RIGHT

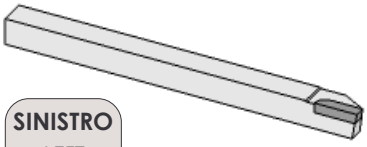

SINISTRO
LEFT

STELO	Destro Right Art.	Sinistro Left Art.	L	PLACCHETTA GRADO 895
6 x 6	**9251**	**9261**	130	20 x 3 x 2
7 x 7	**9252**	**9262**	140	20 x 3 x 2
8 x 8	**9253**	**9263**	140	20 x 3 x 2
10 x 10	**9254**	**9264**	150	20 x 4 x 2,5
12 x 12	**9255**	**9265**	160	20 x 4 x 2,5
14 x 14	**9256**	**9266**	160	20 x 5 x 3
16 x 16	**9257**	**9267**	160	20 x 6 x 3
20 x 20	**9258**	**9268**	160	20 x 8 x 4
CON PLACCHETTA MAGGIORATA				
10 x 10	**9259**	**9269**	150	20 x 5 x 3
12 x 12	**9260**	**9270**	160	20 x 5 x 3

UTENSILI SALDOBRASATI CON METALLO DURO **FRONTALE** A INCASSO-TUFFO

BRAZED WELDED CARBIDE TOOLS FOR AXIAL TURNING

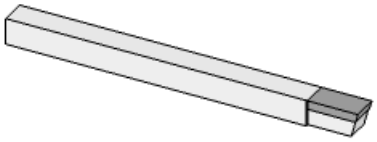

STELO	Art.	L	PLACCHETTA GRADO 883
8 x 8	**9271**	140	16 x 8 x 2,5
10 x 10	**9272**	150	20 x 10 x 3
12 x 12	**9273**	160	20 x 12 x 3
14 x 14	**9274**	160	20 x 14 x 4
16 x 16	**9275**	160	20 x 16 x 4
20 x 20	**9276**	160	20 x 20 x 4
25 x 25	**9277**	160	20 x 25 x 5

UTENSILI SALDOBRASATI CON METALLO DURO A **TRONCARE**

BRAZED WELDED CARBIDE TOOLS FOR PARTING-OFF AND GROOVING

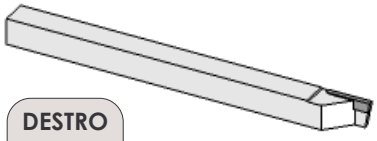

DESTRO
RIGHT

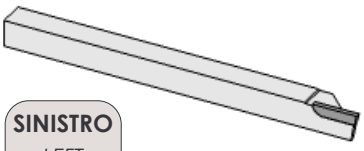

SINISTRO
LEFT

STELO	Destro Right Art.	Sinistro Left Art.	L	PLACCHETTA GRADO 883
6 x 6	**9281**	**9291**	130	20 x 3 x 2
7 x 7	**9282**	**9292**	140	20 x 3 x 2
8 x 8	**9283**	**9293**	140	20 x 3 x 2
10 x 10	**9284**	**9294**	150	20 x 4 x 2,5
12 x 12	**9285**	**9295**	160	20 x 4 x 2,5
14 x 14	**9286**	**9296**	160	20 x 5 x 3
16 x 16	**9287**	**9297**	160	20 x 6 x 3
20 x 20	**9288**	**9298**	160	20 x 8 x 4

PORTAGODRONI PER RICALCO CON STELO QUADRO
SQUARE SHANK KNURLING-WHEEL HOLDERS

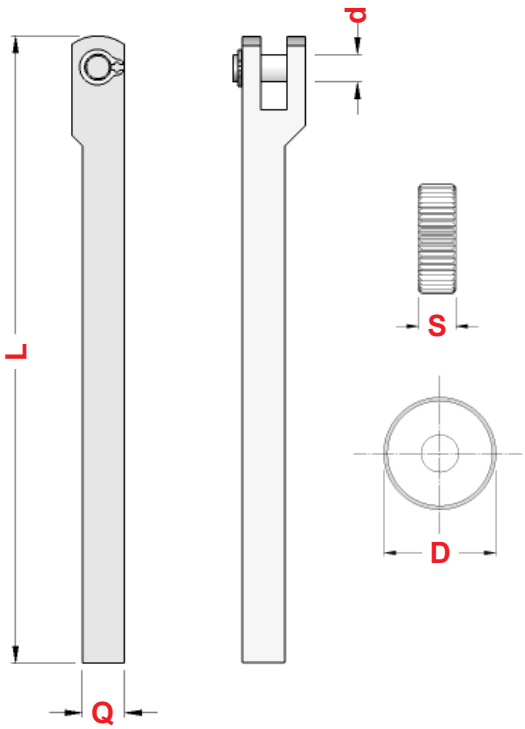

Art.	Q	L	D	d	S	PERNO	GODRONE
1280	6 x 6	120	12	4	4	0094	12 x 4 foro ø 4
1281	6 x 6	120	15	5	5	0204	15 x 5 foro ø 5
1282	7 x 7	120	12	4	4	0094	12 x 4 foro ø 4
1283	7 x 7	120	15	5	5	0204	15 x 5 foro ø 5
1284	8 x 8	120	12	4	4	0094	12 x 4 foro ø 4
1285	8 x 8	120	15	5	5	0204	15 x 5 foro ø 5
1352	10 x 10	120	12	4	4	0094	12 x 4 foro ø 4
1286	10 x 10	120	15	5	5	0204	15 x 5 foro ø 5
1410	10 x 10	120	20	6	6	0267	20 x 6 foro ø 6
1287	10 x 10	120	20	6	8	0267	20 x 8 foro ø 6
1411	10 x 10	120	20	6	10	0096	20 x10 foro ø 6
1360	12 x 12	120	15	5	5	0204	15 x 5 foro ø 5
1362	12 x 12	120	20	6	6	0267	20 x 6 foro ø 6
1288	12 x 12	120	20	6	8	0267	20 x 8 foro ø 6
1363	12 x 12	120	20	6	10	0096	20 x10 foro ø 6
1364	16 x 16	120	20	6	8	0267	20 x 8 foro ø 6
1371	16 x 16	120	20	6	10	0267	20 x10 foro ø 6
1381	20 x 20	120	20	6	8	0267	20 x 8 foro ø 6
1461	20 x 20	120	20	6	10	0096	20 x10 foro ø 6

PORTAGODRONI PER RICALCO CON STELO QUADRO - DISASSATI
MISALIGNED SQUARE SHANK KNURLING-WHEEL HOLDERS

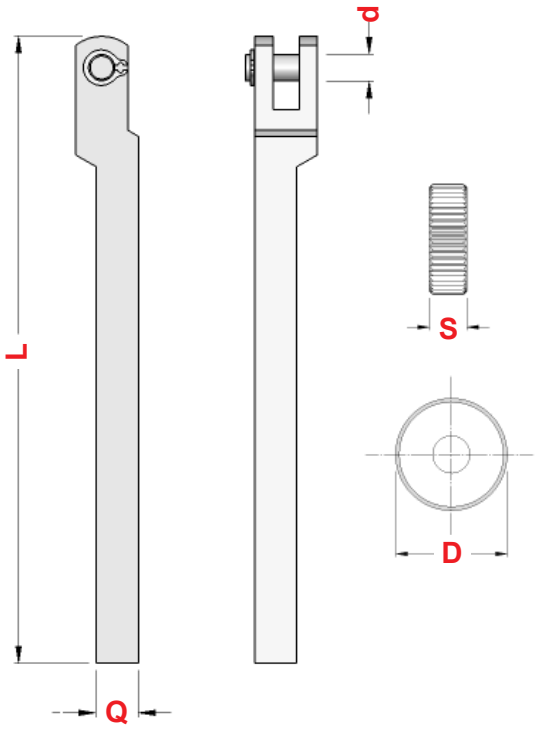

Art.	Q	L	D	d	S	PERNO	GODRONE
2111	8 x 8	120	12	4	4	0094	12 x 4 foro ø 4
2112	8 x 8	120	15	5	5	0204	15 x 5 foro ø 5
2113	10 x 10	120	15	5	5	0204	15 x 5 foro ø 5
2114	10 x 10	130	20	6	8	0267	20 x 8 foro ø 6
2115	12 x 12	130	20	6	8	0267	20 x 8 foro ø 6

PERNI PER PORTAGODRONI
PINS FOR KNURLING-WHEEL HOLDERS

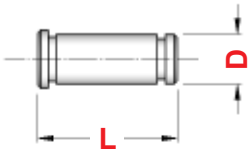

Art.	d	L
0094	4	14
0204	5	14
0267	6	18
0096	6	20

GODRONI IN HSS PER DEFORMAZIONE E RICALCO

KNURLING WHEELS

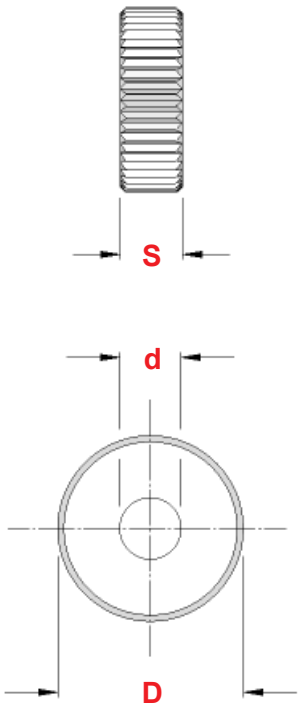

	TIPO	Dimensioni D x S x d	Art.	Passo - Step
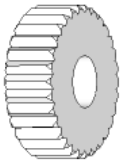	DIRITTO	8 x 4 x 3	**9101**	0,3 - 0,4 - 0,5 - 0,6 - 0,7 0,8 - 0,9 - 1,0 - 1,2 - 1,5
		10x 4 x 3	**9102**	
		10x 4 x 4	**9103**	
		12x 4 x 4	**9104**	
		15x 4 x 4	**9105**	
		15x 5 x 4	**9106**	
		15x 5 x 5	**9107**	
		20x 6 x 6	**9108**	0,5 - 0,6 - 0,8 1,0 - 1,2 - 1,5 - 2,0
		20x 8 x 6	**9109**	
		20x10x 6	**9110**	
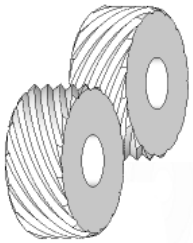	DESTRO **45°**	8 x 4 x 3	**9111**	0,3 - 0,4 - 0,5 - 0,6 - 0,7 0,8 - 1,0 - 1,2 - 1,5
		10x 4 x 3	**9112**	
		10x 4 x 4	**9113**	
		12x 4 x 4	**9114**	
		15x 4 x 4	**9115**	
		15x 5 x 4	**9116**	
		15x 5 x 5	**9117**	
		20x 6 x 6	**9118**	0,5 - 0,6 - 0,8 1,0 - 1,2 - 1,5 - 2,0
		20x 8 x 6	**9119**	
		20x10x 6	**9120**	
	SINISTRO **45°**	8 x 4 x 3	**9121**	0,3 - 0,4 - 0,5 - 0,6 - 0,7 0,8 - 1,0 - 1,2 - 1,5
		10x 4 x 3	**9122**	
		10x 4 x 4	**9123**	
		12x 4 x 4	**9124**	
		15x 4 x 4	**9125**	
		15x 5 x 4	**9126**	
		15x 5 x 5	**9127**	
		20x 6 x 6	**9128**	0,5 - 0,6 - 0,8 1,0 - 1,2 - 1,5 - 2,0
		20x 8 x 6	**9129**	
		20x10x 6	**9130**	
	DESTRO 30°	15x 4 x 4	**9135**	0,4 - 0,5 - 0,6 - 0,8 1,0 - 1,2 - 1,5 - 2,0
		15x 5 x 4	**9136**	
		20x 8 x 6	**9139**	
	SINISTRO 30°	15x 4 x 4	**9145**	0,4 - 0,5 - 0,6 - 0,8 1,0 - 1,2 - 1,5 - 2,0
		15x 5 x 4	**9146**	
		20x 8 x 6	**9149**	
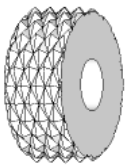	INCROCIATO **45° SPORGENTE**	10x 4 x 3	**9152**	0,3 - 0,4 - 0,5 - 0,6 - 0,7 0,8 - 1,0 - 1,2 - 1,5
		10x 4 x 4	**9153**	
		12x 4 x 4	**9154**	
		15x 4 x 4	**9155**	
		15x 5 x 4	**9156**	
		15x 5 x 5	**9157**	
		20x 6 x 6	**9158**	0,5 - 0,6 - 0,8 1,0 - 1,2 - 1,5 - 2,0
		20x 8 x 6	**9159**	
		20x10x 6	**9160**	
	INCROCIATO 45° INCASSATO	15x 4 x 4	**9175**	0,3 - 0,4 - 0,5 - 0,6 0,8 - 1,0 - 1,2 - 1,5
		15x 5 x 4	**9176**	
		15x 5 x 5	**9177**	
		20x 8 x 6	**9179**	
	SPINATO 30° SPORGENTE	15x 4 x 4	**9185**	0,4 - 0,5 - 0,6 - 0,8 1,0 - 1,2 - 1,5 - 2,0
		15x 5 x 4	**9186**	
		20x 8 x 6	**9189**	
	SPINATO 30° INCASSATO	15x 4 x 4	**9195**	0,4 - 0,5 - 0,6 - 0,8 1,0 - 1,2 - 1,5
		15x 5 x 4	**9196**	
		20x 8 x 6	**9199**	

Tutte le versioni sono fornibili in **Metallo Duro**

*All the types can be supplyed in **Hard Metal***

INDICE DEI RICAMBI PER TORNIO AUTOMATICO

INDEX OF SPARES FOR AUTOMATIC LATHES

BICCHIERI E CUFFIE

SLEEVES AND NOSE CAPS

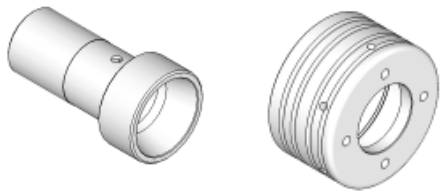

Programma completo da pagina **305**

SETTORI DI CHIUSURA PINZA

TWIN SECTORS FOR COLLET CLOSING

Programma completo a pagina **311**

MANICOTTI SCORREVOLI

CHUCK LEVER SLEEVES

Programma completo da pagina **312**

LEVETTE DI CHIUSURA PINZA

LEVERS FOR COLLET CLOSING

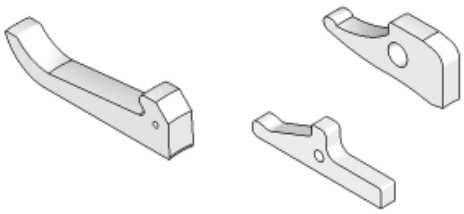

Programma completo da pagina **314**

MANDRINI PRINCIPALI

MAIN SPINDLES



Programma completo da pagina **317**

SUPPORTI E CARRELLI

MOUNTINGS AND SLIDES

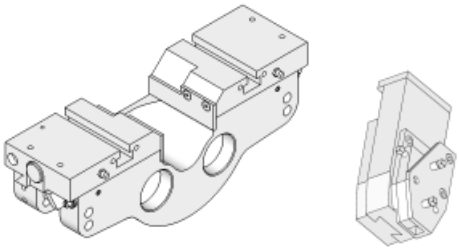

Programma completo da pagina **320**

CAMMES E PORTACAMMES

CAMS

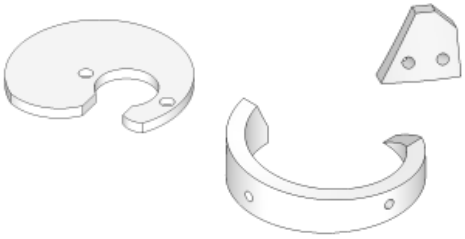

Programma completo da pagina **331**

CONTROPUNTE E CANOTTI

TAILSTOCKS AND SLEEVES

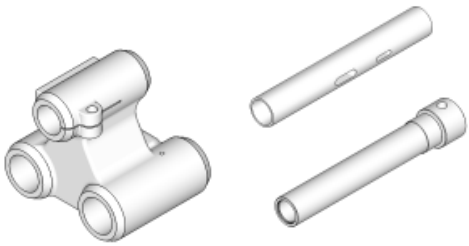

Programma completo da pagina **348**

INGRANAGGI

GEARS



Programma completo da pagina **355**

BANDIERINE E CAPPOTTE

BAR PUSHERS AND COVERS

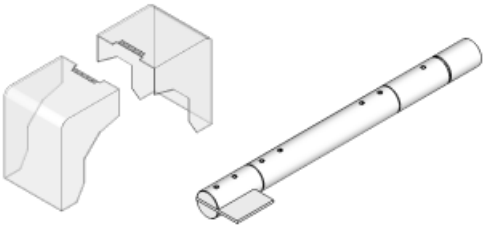

Programma completo da pagina **367**

BICCHIERI E GHIERE PER PINZE DOPPIO CONO

SLEEVES AND NOSE CAPS FOR DOUBLE CONE COLLETS

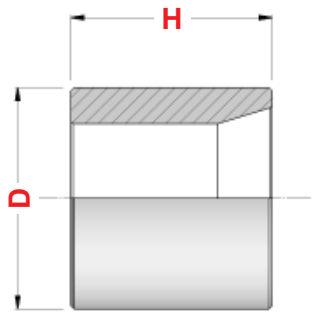

SEMICONO POSTERIORE
REAR SEMICONE

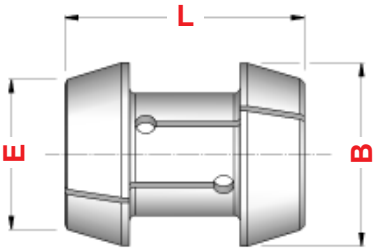

PINZA DOPPIO CONO
DOUBLE CONE COLLET

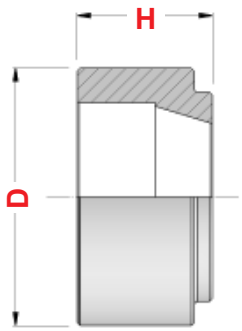

SEMICONO ANTERIORE
HEAD SEMICONE

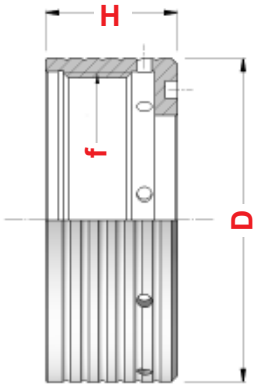

GHIERA
NOSE CAP

R = **Riduzione per altro modello di pinza**
Reduction for other kind of collet

MACCHINA	Art.	D	H	Art.	B	L	E	Art.	D	H	Art.	D	H	f
BIGLIA 110 - 131S	**2480 SP**	104	60	**0927**	91	100	80	—	—	—	**2480 C**	152	54	128 x 1,5
BIGLIA 110 - 131S (R)	**2471 SP**	104	60	**0756**	71,6	100	60	—	—	—	**2471 C**	152	54	128 x 1,5
BIGLIA 110 - 131S (R)	**2469 SP**	104	80	**0739**	60	80	49	—	—	—	**2469 C**	152	54	128 x 1,5
BIGLIA 131 B.10 (R)	**5726 SP**	104/70	195	**0739**	60	80	49	—	—	—	**2469 C**	152	54	128 x 1,5
BIGLIA 131 S.4 (R)	**3179 SP**	104/70	134	**0756**	71,6	100	58	—	—	—	**2471 C**	152	54	128 x 1,5
CASER TA.26	**1774 SP**	38	24	**0704**	34,5	74	28	**1774 SA**	48	27	**1774 C**	73,5	40	61 x 3
CASER TA.30 (R)	**1778 SP**	42	36	**0704**	34,5	74	28	**1778 SA**	52	40	**1778 C**	75	39	64 x 3
CASER TA.50	**1835 SP**	60/84	103	**0854**	70	80	60	**1835 SA**	84	36	**1835 C**	108	53	98 x 3
GIORGI GM.25	**1826 SP**	37	38	**0704**	34,5	74	28	**1826 SA**	50	37	**1851 C**	79	42	70 x 3 SX
GIORGI GM.32 (R)	**1851 SP**	44	39	**0704**	34,5	74	28	**1851 SA**	56	42	**1508 C**	79	42	70 x 3 SX
ITS 26	**1826 SP**	37	38	**0704**	34,5	74	28	**1826 SA**	50	37	**1769 C**	74	39	61 x 3
SAIC B.26	**1770 SP**	37	55	**5337**	34	56	27	**1770 SA**	50	37	**1826 C**	77	38	68 x 3
SAIC B.26	**1826 SP**	37	38	**0704**	34,5	74	28	**1826 SA**	50	37	**1826 C**	77	38	68 x 3
SAIC A.30 - 32	**2393 SP**	42	39	**0916**	40,5	75	33	**2393 SA**	55	37	**2393 C**	80	39,5	72 x 2
SAIC B.45	**1779 SP**	58/68	84	**0739**	60	80	49	**1779 SA**	70	30	**1779 C**	103	50	88 x 4
TRAUB A.15	**1772 SP**	33	15	**0843**	26	55	18	—	—	—	**1772 C**	52	45	43,5 x 2
TRAUB A.25	**1791 SP**	37	40	**0704**	34,5	74	28	**1791 SA**	52	37	**1791 C**	72	39	62 x 2,5
TRAUB TD.26	**1734 SP**	40	40	**0704**	34,5	74	28	**1734 SA**	54	28	**1734 C**	78	40	70 x 3
TRAUB A.42	**1785 SP**	54	58	**0753**	50	80	39	**1785 SA**	68	38	**1785 C**	91	46	80 x 3
TRAUB TB.42	**1785 SP**	54	58	**0753**	50	80	39	**1785 SA**	68	38	**1785 C**	91	46	80 x 3
TRAUB TK.42	**1785 SP**	54	58	**0753**	50	80	39	**1785 SA**	68	38	**1785 C**	91	46	80 x 3
TRAUB A.60 (R)	**1767 SP**	74	67	**0739**	60	80	49	**1956 SA**	86	45	**1956 C**	105	44,5	98 x 3
TRAUB TB.60 (R)	**1956 SP**	74	89	**0739**	60	80	49	**1956 SA**	86	45	**1956 C**	105	44,5	98 x 3
UNAMUNO 25	**1791 SP**	37	40	**0704**	34,5	74	28	**1791 SA**	52	37	**1791 C**	72	39	62 x 2,5

BICCHIERI E GHIERE PER PINZE CONO SEMPLICE

SLEEVES AND NUTS FOR SINGLE CONE COLLETS

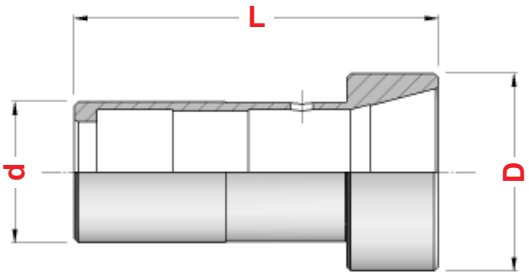

BICCHIERE
COLLET SLEEVE

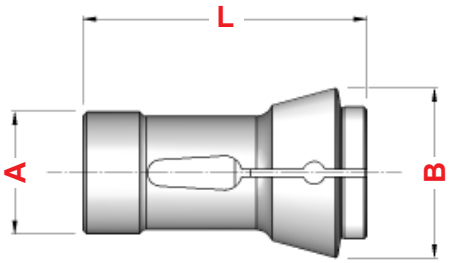

PINZA CONO SEMPLICE
SINGLE CONE COLLET

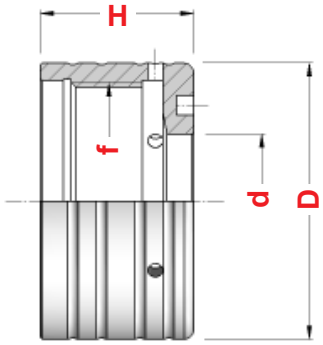

GHIERA
NOSE CAP

R = **Riduzione per altro modello di pinza**
Reduction for other kind of collet

MACCHINA	Art.	d	D	L	Art.	Einheits	A	B	L	Art.	D	d	H	f
ATA 40	**1900**	60	70	103	**0666**	——	52	63	92	——	——	——	——	——
BECHET RM.1968 (R)	**1657**	36	40	82	**0717**	145E	25	35	77	——	——	——	——	——
BECHLER A.10	**1628**	20	24	62	**0740**	117E	14	18	46	——	——	——	——	——
BECHLER BR.16	**1795**	34	40	91	**0743**	139E	22	28	67	——	——	——	——	——
BECHLER BR.20	**1796**	34	42	100	**0746**	146E	26	32	67	——	——	——	——	——
BROWN E SHARPE 00G	**2313**	30,15	33,35	60	——	141E	23,8	28,57	63,5	——	——	——	——	——
CASER TA.26	**1952**	38	48	79	**0701**	161E	32	45	75	**2254**	73,5	35	40	61 x 3
CASER TA.30	**1739**	42	52	88	**0764**	163E	35	48	80	**1366**	75	39	39	64 x 3
FEINLER FA.10	**1752**	20	24	86	**0722**	120E	15	21	64	**0104**	38	15,5	23	32 x 1,5
FEINLER FA.15	**1751**	27	32/37	61	**0705**	140E	22	30	55	**1195**	46	22,5	26	40 x 1,5
GAUTHIER GM.12	**1643**	18	24	97,8	**0722**	120E	15	21	64	——	——	——	——	——
GIORGI GM.20	**2699**	34	46	82	**0713**	148E	28	38	70	**2631**	72	29	41	60 x 2,5 Sg N
GIORGI GM.25	**1745**	37	50	92	**0701**	161E	32	45	75	**1760**	79	35	42	70 x 3 Sg N
GIORGI GM.30	**2241**	44	56	92,2	**0764**	163E	35	48	80	**2247**	79	39	42	70 x 3 Sg N
GIORGI GM.32	**1493**	44	56	92,2	**0837**	——	38	50,3	86	**1508**	79	42	42	70 x 3 Sg N
GIORGI GM.32 (R)	**2616**	44	56	92,2	**0701**	161E	32	45	75	**1760**	79	35	42	70 x 3 Sg N
INDEX 12	**1133**	28	38	68	**0705**	140E	22	30	55	**2255**	64,5	22	31,5	52 x 2 Sg N-SX
INDEX DG.12	**1270**	30	38	63,5	**0671**	143E	25	31	54	**1271**	62	24	23	52 x 2 Sg N-SX
INDEX DG.12 (R)	**1272**	30	38	63,5	**0705**	140E	22	30	55	**1279**	62	22	23	52 x 2 Sg N-SX
INDEX ON-OR.12	**0348**	30	32	64	**0954**	136E	20	26	54	**2264**	45	20	41	40 x 1,5 Sg N-SX
INDEX 18	**1143**	34	46	82	**0713**	148E	28	38	70	**2256**	68	29	31,5	58 x 2 Sg N-SX
INDEX C.19	**1687**	34	48	82	**0713**	148E	28	38	70	**1695**	73	29	34	63 x 2 Sg N-SX
INDEX 24	**1177**	42	58	92	**0764**	163E	35	48	80	**1347**	88	39	38,5	74 x 2 Sg N-SX
INDEX 25	**1953**	42	52	82	**0615**	162E	35	43	70	**1659**	72	35	31,5	63 x 2 Sg N-SX
INDEX 25 (R)	**1954**	42	52	82	**0713**	148E	28	38	70	**2328**	72	29	31,5	63 x 2 Sg N-SX
INDEX E.26 - ER.26	**1177**	42	58	92	**0764**	163E	35	48	80	**1001**	83	39	13	con FORI
INDEX C.29	**1177**	42	58	92	**0764**	163E	35	48	80	**1306**	84,5	39	35	74 x 2 Sg N-SX
INDEX B.30	**1177**	42	58	92	**0764**	163E	35	48	80	**1479**	88	39	38,5	74 x 2 Sg N-SX
INDEX 36 - B.42	**1967**	56	70	104	**0709**	173E	48	60	94	**1239**	97	51	38,5	85 x 2 Sg N-SX
INDEX 36 - B.42 (R)	**1355**	56	70	104	**0764**	163E	35	48	80	**1356**	97	39	38,5	85 x 2 Sg N-SX
INDEX E.42 - ER.42	**1967**	56	70	104	**0709**	173E	48	60	94	**2597**	102	51	30	85 x 2 Sg N-SX

segue

segue

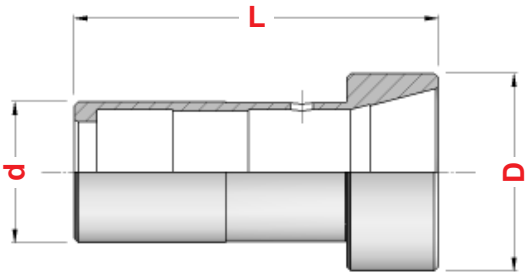

BICCHIERE
COLLET SLEEVE

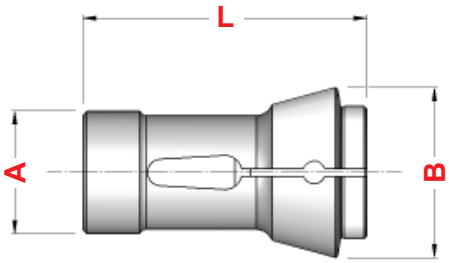

PINZA CONO SEMPLICE
SINGLE CONE COLLET

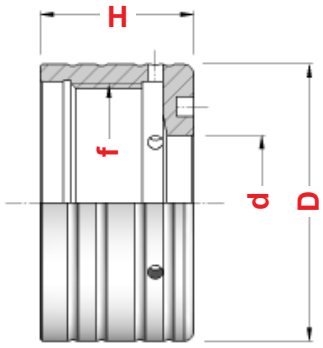

GHIERA
NOSE CAP

R = **Riduzione per altro modello di pinza**
Reduction for other kind of collet

MACCHINA	Art.	d	D	L	Art.	Einheits	A	B	L	Art.	D	d	H	f
INDEX E.42 - ER.42 (R)	**1355**	56	70	104	**0764**	163E	35	48	80	**1930**	102	39	30	85 x 2 Sg N-SX
INDEX 52	**1267**	74	94	108	**0759**	185E	66	84	110	**1240**	117	74,5	41,5	108 x 2 Sg N-SX
INDEX 52 (R)	**1011**	74	94	108	**0709**	173E	48	60	94	**1021**	117	51	41,5	108 x 2 Sg N-SX
INDEX B.60	**1228**	74	94	120	**0759**	185E	66	84	110	**2682**	122	74,5	34	108 x 2 Sg N-SX
INDEX B.60 (R)	**2683**	74	94	120	**0709**	173E	48	60	94	**2684**	122	51	34	108 x 2 Sg N-SX
INDEX E.60 - ER.60	**1228**	74	94	120	**0759**	185E	66	84	110	**1185**	136	74,5	16	con FORI
INDEX E.60 - ER.60 (R)	**2683**	74	94	120	**0709**	173E	48	60	94	**1933**	136	51	16	con FORI
ITS 26 - TCA.301	**1745**	37	50	92	**0701**	161E	32	45	75	**1076**	74	35	39	61 x 3
ITS TCA.42	**1334**	58,8	70	140	**0709**	173E	48	60	94	**1337**	108	52	34,5	92 x 2
ITS 60	**1948**	80	92	137	**0759**	185E	66	84	110	**1915**	124	74,5	38	110 x 2
ITS 60 (R)	**2127**	80	92	137	**0709**	173E	48	60	94	**1494**	124	51	38	110 x 2
LOGOS LE.42	**2240**	58	63	116,5	**0709**	173E	48	60	94	**2126**	92,5	51	22	75 x 2 Sg N-SX
LOGOS LE.52	**1480**	69	75	127	**0859**	——	60	72	102	——	——	——	——	——
MAS 40	**1900**	60	70	103	**0666**	——	52	63	92	——	——	——	——	——
PETERMAN P.7R	**0590**	21	25	55	**5308**	121E	15	22	47	——	——	——	——	——
PROTEO TL.32	**1525**	42	52	97	**0837**	——	38	50,3	86	**1526**	72	42	39	62 x 2,5
SAIC B.26	**1745**	37	50	92	**0701**	161E	32	45	75	**2253**	77	35	38	68 x 2
SAIC A.30 - B.30	**2495**	42	55	96	**0764**	163E	35	48	80	**2392**	79	39	39	66 x 3
SAIC A.30 - B.30 (R)	**1361**	42	55	96	**0701**	161E	32	45	75	**1442**	79	35	39	66 x 3
SAIC 32	**1562**	44	55	97	**0837**	——	38	50,3	86	**1564**	80	39	42	72 x 2
SAIC B.45	**1343**	58	70	130	**0709**	173E	48	60	94	**1344**	103	51	50	88 x 4
SKODA 40	**1900**	60	70	103	**0666**	——	52	63	92	——	——	——	——	——
STROHM M.45	**0411**	12	15	66	**0721**	101E	8	12	42	——	——	——	——	——
STROHM 105 - 125	**1752**	20	24	86	**0722**	120E	15	21	64	**0398**	34	16	20	30 x 1,5 Sg N-SX
STROHM 205	**1780**	35	40	100	**0717**	145E	25	35	77	**1631**	63	28	40	56 x 1,5 Sg N-SX
STROHM 255	**1740**	38	45	110	**0727**	157E	30	42	80	**2250**	63	35	40	56 x 1,5 Sg N-SX
TAREX TAR.52	**1842**	65	99	112	**2424**	177E	58	70	94	**1850**	129	62	47	114 x 2,5 Sg N-SX
TAREX TAR.52	——	——	——	——	**2424**	177E	58	70	94	**1677**	115	62	42	99 x 2,5 Sg N-SX
TAREX L.52 (R)	**1675**	65	76	110	**0709**	173E	48	60	94	**1678**	115	51	42	99 x 2,5 Sg N-SX
TAREX TAR.64	**1817**	80	100	176	——	187E	72	90	142	**2431**	148	80	44	124 x 2,5 Sg N-SX
TORNOS M.4	**0411**	12	15	66	**0721**	101E	8	12	42	——	——	——	——	——
TORNOS M.7R - M.S7	**0090**	18	23	88	**0940**	116E	13	19	64	——	——	——	——	——

segue

segue

BICCHIERI E GHIERE PER PINZE CONO SEMPLICE

SLEEVES AND NUTS FOR SINGLE CONE COLLETS

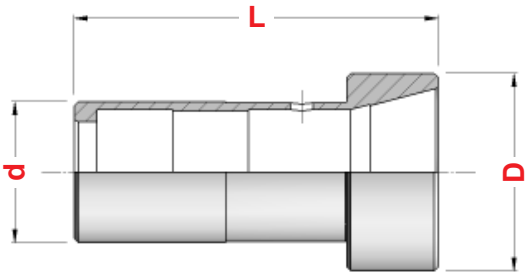

BICCHIERE
COLLET SLEEVE

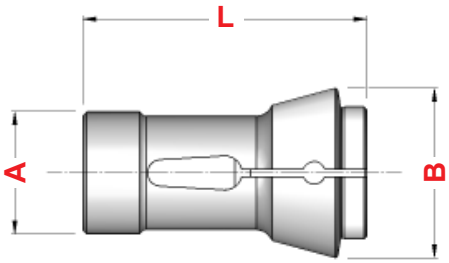

PINZA CONO SEMPLICE
SINGLE CONE COLLET

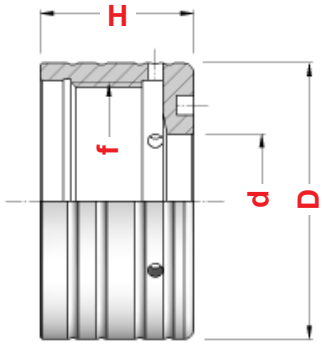

GHIERA
NOSE CAP

R = **Riduzione per altro modello di pinza**
Reduction for other kind of collet

MACCHINA	Art.	d	D	L	Art.	Einheits	A	B	L	Art.	D	d	H	f
TORNOS R.10	**2700**	22	26	90	**0722**	120E	15	21	64	**0290**	37	16,5	17	33 x 1,25 SX
TORNOS M.15 - R.16	**2681**	28	32	95	**0937**	138E	20	28	67	—	—	—	—	—
TORNOS ENC.164	**1348**	30	30	69	**0954**	136E	20	26	54	—	—	—	—	—
TORNOS M.25	**1802**	38	45	110	**0727**	157E	30	42	80	—	—	—	—	—
TORNOS M.25	**2676**	40	50	91	**0727**	157E	30	42	80	—	—	—	—	—
TRAUB A.15	**1750**	33	33	52	**0705**	140E	22	30	55	**2244**	53	22	45	44 x 2
TRAUB TC.15	**1748**	28	38	70	**0705**	140E	22	30	55	**1688**	63	22	37	52 x 3
TRAUB TD.16	**1937**	28	40	70	**0705**	140E	22	30	55	—	—	—	—	—
TRAUB A.20	**1747**	34	42	67	**0713**	148E	28	38	70	**2245**	63	29	39	52 x 3
TRAUB A.25	**1755**	37	52	96	**0701**	161E	32	45	75	**1759**	72	35	39	62 x 2,5
TRAUB A.25 R	**1775**	37	52	96	**0705**	140E	22	30	55	**1776**	72	22	39	62 x 2,5
TRAUB A.26	**1742**	40	52	96	**0701**	161E	32	45	75	**1759**	72	35	39	62 x 2,5
TRAUB TD.26	**0775**	40	54	95	**0701**	161E	32	45	75	**2378**	78	35	40	70 x 3
TRAUB TD.36	**2099**	50	68	115	**0861**	171E	42	55	94	**2085**	86	43,5	40	80 x 3
TRAUB A.42	**1743**	54	68/75	114	**0709**	173E	48	60	94	**1763**	91	51	46	80 x 3
TRAUB A.42 R	**1820**	54	68/75	114	**0701**	161E	32	45	75	**1821**	91	35	46	80 x 3
TRAUB TB.42	**1743**	54	68/75	114	**0709**	173E	48	60	94	**1763**	91	51	46	80 x 3
TRAUB TB.42 R	**1820**	54	68/75	114	**0701**	161E	32	45	75	**1821**	91	35	46	80 x 3
TRAUB TB.42 L=140	**1238**	54	68/75	140	**0709**	173E	48	60	94	—	—	—	—	—
TRAUB TG.42	**1074**	54	65/75	115	**0709**	173E	48	60	94	—	—	—	—	—
TRAUB TK.42	**1743**	54	68/75	114	**0709**	173E	48	60	94	**1763**	91	51	46	80 x 3
TRAUB TNS.42	**1338**	60	70	135	**0709**	173E	48	60	94	**1339**	130	51	23	con FORI
TRAUB A.60	**1551**	74	86/93	114	**0759**	185E	66	84	110	**2248**	105	74,5	44,5	98 x 3
TRAUB A.60 R	**2246**	74	86/93	114	**0709**	173E	48	60	94	**2259**	105	51	44,5	98 x 3
TRAUB TB.60	**1196**	74	86/93	138	**0759**	185E	66	84	110	**2248**	105	74,5	44,5	98 x 3
TRAUB TB.60 R	**2258**	74	86/93	138	**0709**	173E	48	60	94	**2259**	105	51	44,5	98 x 3
TRAUB TF.60	**1881**	82	95	138	**0759**	185E	66	84	110	**1883**	140	74,5	22	con FORI
TRAUB TNF.60	**1884**	75	95	138	**0759**	185E	66	84	110	**1883**	140	74,5	22	con FORI
TRAUB TNF.60 R	**1487**	75	95	138	**0709**	173E	48	60	94	**1500**	140	51	22	con FORI
UNAMUNO 15	**1751**	27	32/37	61	**0705**	140E	22	30	55	**1195**	46	22,5	26	40 x 1,5
UNAMUNO 25	**1755**	37	52	96	**0701**	161E	32	45	75	**1759**	72	35	39	62 x 2,5

MOLLE PER BICCHIERI PORTAPINZA

SPRINGS FOR COLLET SLEEVES

R = **Riduzione per altro modello di pinza**
Reduction for other kind of collet

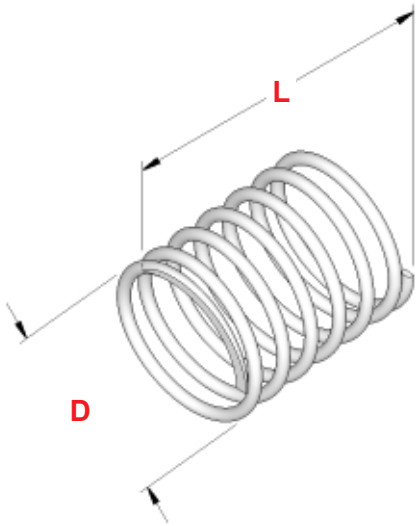

MACCHINA	Art.	D	L	Art.	Art.	Einheits
CASER TA.26	**1278**	31,0	15	**1952**	**0701**	161E
FEINLER FA.10	**1273**	14,7	28	**1752**	**0722**	120E
FEINLER FA.15	**5708**	21,5	22	**1751**	**0705**	140E
GIORGI GM.25	**1154**	31,0	32	**1745**	**0701**	161E
GIORGI GM.30	**1905**	34,5	30	**2241**	**0764**	163E
GIORGI GM.32	**2513**	37,5	30	**1493**	**0837**	——
GIORGI GM.32 R	**1154**	31,0	32	**2616**	**0701**	161E
INDEX 12	**1359**	21,5	31	**1133**	**0705**	140E
INDEX DG.12 R	**5708**	21,5	22	**1272**	**0705**	140E
INDEX ON-OR.12	**2326**	19,5	15	**0348**	**0954**	136E
INDEX 18	**2507**	27,5	22	**1143**	**0713**	148E
INDEX C.19	**2507**	27,5	22	**1687**	**0713**	148E
INDEX 24	**1905**	34,5	30	**1177**	**0764**	163E
INDEX 25	**1905**	34,5	30	**1953**	**0615**	162E
INDEX 25 R	**2507**	27,5	22	**1954**	**0713**	148E
INDEX E.26 - ER.26	**1905**	34,5	30	**1177**	**0764**	163E
INDEX C.29 - B.30	**1905**	34,5	30	**1177**	**0764**	163E
INDEX 36 - B.42	**0498**	47,0	30	**1967**	**0709**	173E
INDEX 36 - B.42 R	**1905**	34,5	30	**1355**	**0764**	163E
INDEX E.42 - ER.42	**0498**	47,0	30	**1967**	**0709**	173E
INDEX E.42 - ER.42 R	**1905**	34,5	30	**1355**	**0764**	163E
INDEX 52 R	**0501**	47,0	35	**1011**	**0709**	173E
INDEX B.60 - ER.60 R	**0501**	47,0	35	**2683**	**0709**	173E
ITS 26	**1154**	31,0	32	**1745**	**0701**	161E
ITS TCA.42	**2514**	47,0	40	**1334**	**0709**	173E
ITS 60	**2515**	65,5	60	**1948**	**0759**	185E
ITS 60 R	**2514**	47,0	40	**2127**	**0709**	173E
SAIC B.26	**1154**	31,0	32	**1745**	**0701**	161E
SAIC A.30 - B.30	**2511**	34,5	27	**2495**	**0764**	163E
SAIC B.30 R	**1154**	31,0	32	**1361**	**0701**	161E
SAIC B.45	**2514**	47,0	40	**1343**	**0709**	173E
STROHM 105 - 125	**1273**	14,7	28	**1752**	**0722**	120E
TAREX L.52 R	**2514**	47,0	40	**1675**	**0709**	173E
TORNOS R.10	**1273**	14,7	28	**2700**	**0722**	120E
TRAUB A.15	**2506**	21,5	17	**1750**	**0705**	140E
TRAUB TC.15	**1359**	21,5	31	**1748**	**0705**	140E
TRAUB A.20	**1135**	27,5	8	**1747**	**0713**	148E
TRAUB A.25	**2543**	31,0	27	——	**0701**	161E
TRAUB A.25	**2510**	31,0	37	**1755**	**0701**	161E
TRAUB A.25 R	**5708**	21,5	22	**1775**	**0705**	140E
TRAUB A.26	**2510**	31,0	37	**1742**	**0701**	161E
TRAUB TD.26	**2510**	31,0	37	**0775**	**0701**	161E
TRAUB TD.36	**2347**	41,5	44	**2099**	**0861**	171E
TRAUB A.42	**2514**	47,0	40	**1743**	**0709**	173E
TRAUB A.42 R	**2510**	31,0	37	**1820**	**0701**	161E
TRAUB TB.42	**2514**	47,0	40	**1743**	**0709**	173E
TRAUB TB.42 R	**2510**	31,0	37	**1820**	**0701**	161E
TRAUB TK.42	**2514**	47,0	40	**1743**	**0709**	173E
TRAUB A.60 R	**2514**	47,0	40	**2246**	**0709**	173E
TRAUB TB.60	**2515**	65,5	60	**1196**	**0759**	185E
TRAUB TB.60 R	**2514**	47,0	40	**2258**	**0709**	173E
UNAMUNO 15	**5708**	21,5	22	**1751**	**0705**	140E
UNAMUNO 25	**2510**	31,0	37	**1755**	**0701**	161E

TUBI E DISTANZIALI DI CHIUSURA PINZA

TUBES AND SPACERS FOR COLLET CLOSING

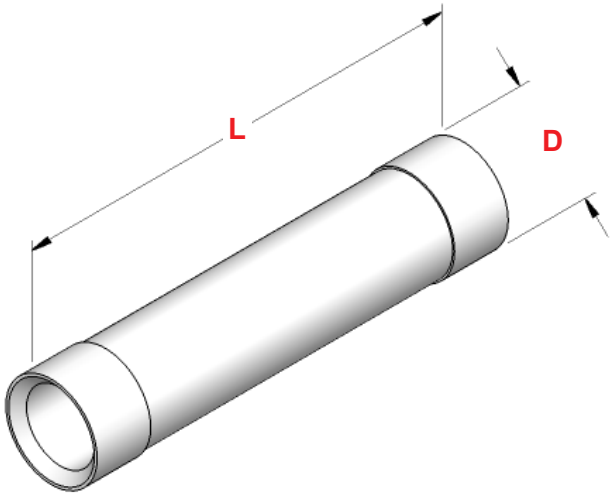

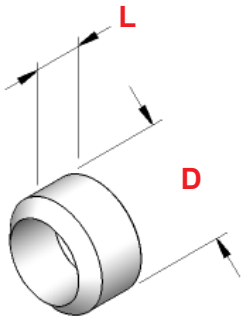

MACCHINA	Art.	D	L	Art.	D	L
FEINLER FA.10	**2197**	16,8	165	**0209**	16,8	12
FEINLER FA.15	**2025**	23	190	**0145**	23	10,5
FEINLER FA.15	**2025**	23	190	**1318**	23	12
GIORGI GM.20	**2282**	26,5	208	**2301**	26,5	29,5
GIORGI GM.32	**1327**	38,5	203	**1506**	38,5	26,5
ITS 26	**1483**	32	132	**0232**	32,8	26
SAIC B.26	**1483**	32	132	**2303**	32,8	24
SAIC B.26	**1483**	32	132	**0232**	32,8	26
SAIC A.30	**1274**	36,8	205	**1275**	36,8	27
SAIC B.30	**2294**	36,8	128	**1275**	36,8	27
SAIC B.45	**2295**	56	226	**2310**	55,8	21
STROHM 45	——	——	——	**0167**	11	7
STROHM 105	**1636**	16,8	73,5	**1174**	16,8	11
STROHM 125	**2020**	16,8	78	**1175**	16,8	10
STROHM 205	——	——	——	**2305**	32	26
STROHM 255	**2650**	36,8	71	**2306**	37	27
TRAUB A.15 - TC.15	**1353**	21	156	**1350**	21	21
TRAUB A.15 - TC.15	**1351**	21	176	**1350**	21	21
TRAUB A.20	**2037**	28	158	**0353**	28	24
TRAUB A.25	**1483**	32	132	**1365**	32	24
TRAUB A.25	**1483**	32	132	**2314**	32	26
TRAUB TD.26	**2292**	34	203	**2315**	34	15
TRAUB A.42	**1882**	51	230	**2530**	51	29
TRAUB TB.42	——	——	——	**2531**	51,8	25
TRAUB A.60	**1534**	70	234	**2063**	70	30
TRAUB TB.60	——	——	——	**2063**	70	30
UNAMUNO 15	**0608**	22	190	**0083**	22	19
UNAMUNO 15	**0609**	22	210	**0083**	22	19

SETTORI IN ACCIAIO DI CHIUSURA PINZA
STEEL TWIN SECTORS FOR COLLET CLOSING

MACCHINA	Art.	D	L	S	H
ATA 25	**2009**	38	50	15,5	14,0
ATA 40	**2010**	53	50	19,5	20,0
INDEX DG.12	**0303**	24	36	11,6	8,0
INDEX 12 - ON.12 - OR.12	**2866**	30	34	11,5	10,1
INDEX 18 - C.19	**2307**	30	40	14,0	10,5
INDEX 25	**1138**	36	40	14,0	13,0
INDEX 24 - C.29 - B.30	**1960**	37	42	15,8	13,0
INDEX 36 - 42 - B.42	**1108**	48	52	19,5	18,4
INDEX 52 - 60 - B.60	**2297**	67	52	19,5	27,3
LOGOS L.24	**0156**	36	30	11,5	12,0
LOGOS L.42	**1127**	52	50	18,0	19,5
LOGOS L.52	**2034**	62	40	18,0	21,0
LOGOS L.64 - L.68	**1771**	72	50	21,0	25,0
SKODA 40 - MAS 40	**2010**	53	50	19,5	20,0
TAREX L.32	**2377**	38	50	14,5	11,5
TAREX L.42	**1128**	47	50	15,5	16,0
TAREX L.52	**1129**	57	50	15,5	21,0
TAREX L.52	**1471**	57	50	21,5	21,0
TAREX L.64	**1139**	70	50	24,5	22,3

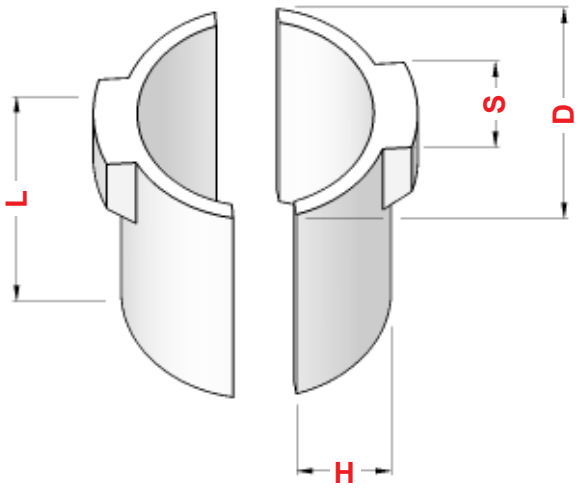

SETTORI IN BRONZO DI CHIUSURA PINZA
BRONZE TWIN SECTORS FOR COLLET CLOSING

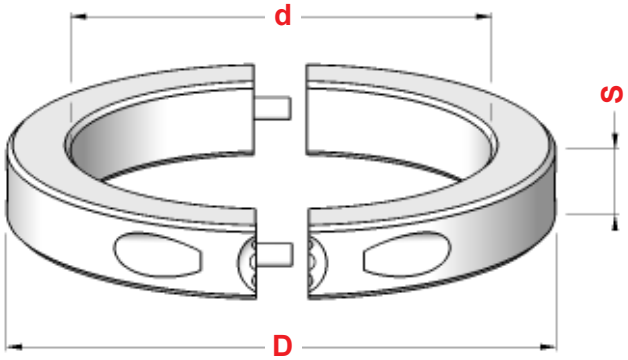

SETTORI PER CHIUSURA PINZA
BRONZE TWIN SECTORS FOR COLLET CLOSING

MACCHINA	Art.	D	d	S
INDEX 12 - 18 - C.19	**2617**	83	62,0	14
INDEX 25	**2795**	90	68,5	14
INDEX C.29	**2675**	93	72,0	14
INDEX 24 - 36 - 42	**2643**	118	92,0	18
INDEX B.30 - B.42	**2643**	118	92,0	18
INDEX 52 - 60 - B.60	**0818**	133	110,0	18

SETTORI PER FRIZIONE CAMBIO VELOCITA'
BRONZE TWIN SECTORS FOR SPEED CHANGE CLUTCH

MACCHINA	Art.	D	d	S
INDEX 12	**2849**	100	76,0	14
INDEX 18 - C.19	**2015**	101	82,0	14
INDEX 25	**3199**	106	88,0	14
INDEX C.29	**2565**	113	95,0	14
INDEX B.30	**2566**	136	105,0	18
INDEX 36 - 42 - B.42	**2573**	136	116,0	18
INDEX 52 - 60 - B.60	**2596**	152	133,0	18

MANICOTTI SCORREVOLI

CHUCK LEVER SLEEVES AND OUTSIDE RINGS

	MANICOTTI *CHUCK LEVER SLEEVES*					ANELLI ESTERNI *OUTSIDE RINGS*					MARTELLETTI *CHUCK LEVERS*			
MACCHINA	**Art.**	**D**	**d**	**L**	**Fig.**	**Art.**	**D**	**L**	**S**	**Fig.**	**Art.**	**S**	**L**	**H**
CASER TA.26	**0991BI**	50	42	75	1	**2011**	80	42	30,5	5	**0796**	9,5	70	18
CASER TA.30	**1037BI**	55,5	47	75	1	**1037AE**	85	41	30,5	5	**0796**	9,5	70	18
FEINLER FA.10	**1724**	30	——	43	2	——	——	——	——	——	**0850**	7	50	19
FEINLER FA.15	**1441**	35	——	46	2	**1406**	59	45	——	6	**0850**	7	50	19
GILDEMEISTER AS.32	**5608**	106	48	44	4	——	——	——	——	——	——	——	——	——
GIORGI GM. 20	**1726**	47	35	85	1	**2036**	76	43	30	5	**0817**	10	74	22
GIORGI GM. 32	**1727**	56	46	85	1	**2038**	91	43	30	5	**0817**	10	74	22
INDEX 12	**2031BI**	44	34	72	1	**2031AE**	80	54	14	7	**0778**	11,8	74	20
INDEX 18 - C.19	**1733BI**	50	39	72	1	**1733AE**	80	54	14	7	**0781**	13,5	74	20
INDEX 24 - 29 - B.30	**2518BI**	68	48	94	1	**2518AE**	115	76	18	7	**0811**	15,5	100	24,2
INDEX 25	**2529BI**	56	44	72	1	**2529AE**	86	54	14	7	**0781**	13,5	74	20
INDEX ER.25	**1028BI**	58	48	85	1	——	——	——	——	——	**0781**	13,5	74	20
INDEX C.29	**5706BI**	60	48	72	1	**5706AE**	90	54	14	7	**0782**	15,5	74	20
INDEX 36 - 42	**2474BI**	80	59	94	1	**2474AE**	115	76	18	7	**0780**	19,8	100	24,2
INDEX B.42	**2474BI**	80	59	94	1	**2474AE**	115	76	18	7	**0780**	19,8	100	24,2
INDEX 52 - 60	**0900BI**	98	76	94	1	**0900AE**	128	55,5	18	7	**0780**	19,8	100	24,2
INDEX B.60	**0900BI**	98	76	94	1	**0900AE**	128	55,5	18	7	**0780**	19,8	100	24,2
ITS 26	**0991BI**	50	42	75	1	**0991AE**	78	46	30,5	5	**0798**	10	71	18
ITS 26	**1012BI**	55	42	80	1	**1012AE**	84	42,5	30,5	5	**0784**	10	73	19,5
SAIC B.26	**0991BI**	50	42	75	1	**0991AE**	78	46	30,5	5	**0798**	10	71	18
SAIC A.30	**1486BI**	55	47	86	1	**1012AE**	84	42,5	30,5	5	**0797**	14,5	73	24,5
SAIC B.30	**0651BI**	55	47	74	1	**0651AE**	81,5	44,3	30,5	5	**0815**	12	71	18
SAIC B.45	**1757BI**	84	67	81	1	**1757AE**	115	47	32,5	5	**0801**	14,5	82	23,5
STROHM 45	**1924**	25	——	32	2	——	——	——	——	——	**0192**	6	44	16
STROHM 105 - 125	**1440**	30	——	44	2	**2049**	54	35	——	6	**0791**	7	50	21
STROHM 205	**1926**	55	——	77	3	——	——	——	——	——	**0196**	12	90,5	31
STROHM 255	**1927**	60	——	77	3	——	——	——	——	——	**0197**	13,8	92	26
TRAUB A.15	**1257BI**	37	30	65,3	1	**1257AE**	57	40	22,5	5	**0795**	9	62	17
TRAUB A.15	**1321BI**	42	30	72	1	**1321AE**	70	46	30,5	5	**0793**	10	70	18
TRAUB A.15	**0990BI**	42	30	72	1	**1321AE**	70	46	30,5	5	**0776**	12	70	18
TRAUB TC.15	**0990BI**	42	30	72	1	**0990AE**	50	43,5	——	8	**0776**	12	70	18
TRAUB TD.16	**1017BI**	42	32	78	1	**1017AE**	50	45	——	8	**0974**	12	74	18,3
TRAUB A.20	**0989BI**	45	38	74	1	**0989AE**	72	46	30,5	5	**0793**	10	70	18
TRAUB A.25	**0991BI**	50	42	75	1	**0991AE**	78	46	30,5	5	**0793**	10	70	18
TRAUB A.25	**1382BI**	50	42	75	1	**0991AE**	78	46	30,5	5	**0776**	12	70	18
TRAUB TB.25	**1382BI**	50	42	75	1	**0991AE**	78	46	30,5	5	**0776**	12	70	18
TRAUB TC.25	**1382BI**	50	42	75	1	**0991AE**	78	46	30,5	5	**0776**	12	70	18
TRAUB TD.26	**5606BI**	52	40	78	1	**5606AE**	60	45	——	8	**0974**	12	74	18,3
TRAUB TB.30	**2490BI**	65	52	90	1	**2490AE**	110	47	32,5	5	**0792**	18	84	22
TRAUB A.42	**1019BI**	79	60	76	1	**1019AE**	112	45	32,5	5	**0794**	14	70	20,7
TRAUB TB.42	**1741BI**	80	65	90	1	**1741AE**	118	45	32,5	5	**0792**	18	84	22
TRAUB TK.42	**1741BI**	80	65	90	1	**1741AE**	118	45	32,5	5	**0792**	18	84	22
TRAUB A.60	**1825BI**	96	80	76	1	**1301AE**	128	45	32,5	5	**0794**	14	70	20,7
TRAUB TB.60	**1301BI**	96	82	90	1	**1301AE**	128	45	32,5	5	**0792**	18	84	22
UNAMUNO 15	**1441**	35	——	46	2	——	——	——	——	——	**0850**	7	50	19
UNAMUNO 25	**1091BI**	55	47	78	1	**1091AE**	65	34	——	8	**0782**	15,5	74	20

MANICOTTI
CHUCK LEVER SLEEVES

Fig. 1

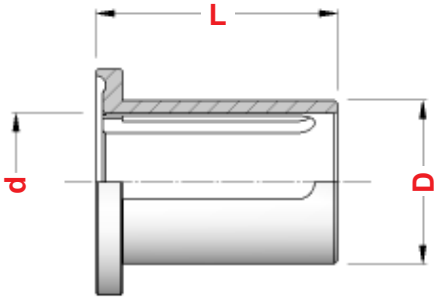

Fig. 3

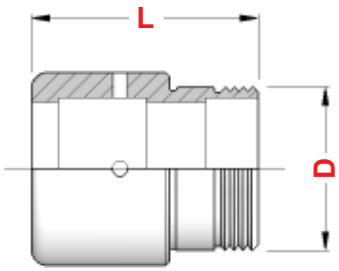

Fig. 2

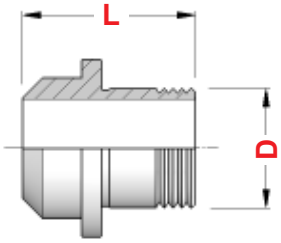

Fig. 4

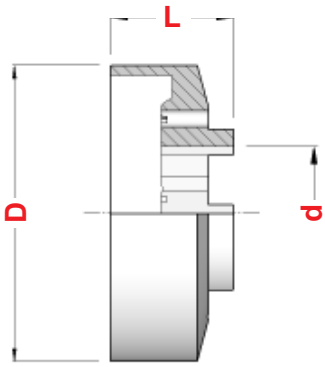

ANELLI ESTERNI
OUTSIDE RINGS

Fig. 5

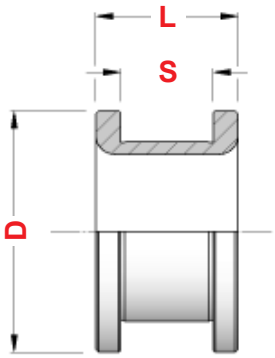

Fig. 7

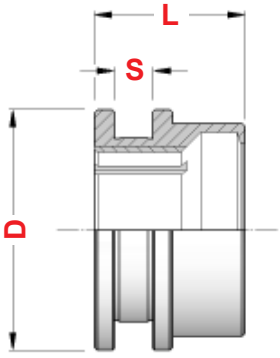

Fig. 6

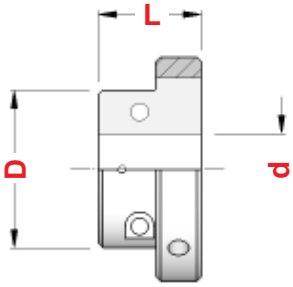

Fig. 8

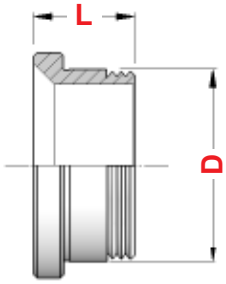

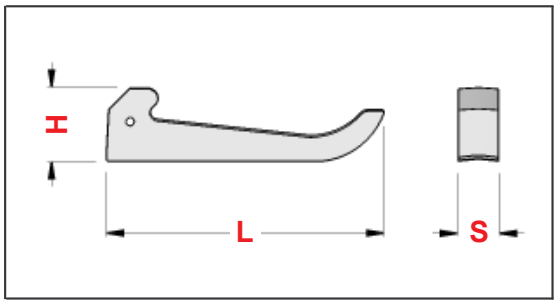

LEVETTE DI CHIUSURA PINZA

LEVERS FOR COLLET CLOSING

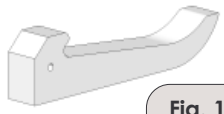
Fig. 1

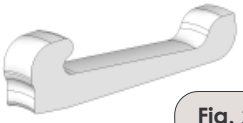
Fig. 2

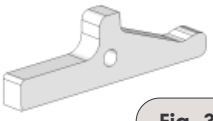
Fig. 3

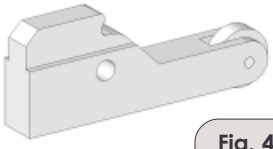
Fig. 4

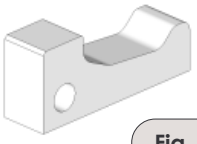
Fig. 5

Fig. 6

Fig. 7

Fig. 8

Fig. 9

Fig. 10

MACCHINA	Art.	S	L	H	Foro	Figura
AKEBONO MINC 26	**2087**	15	84	30	——	1
ATA 25	**1465**	15,5	103,5	26,7	——	2
ATA 40	**1464**	19,5	103,5	26,7	2,5	2
BECHET RM.7/10/12	**0312**	8	67,5	23	5	3
BECHLER A.7 - BR.10	**0315**	6	54,5	16	4	3
BECHLER BR.16 - 20	**0314**	12	76,2	28,6	6	4
BODEM P.26 - 32	**0790**	14,5	55	24	8	5
BODEM P.46B - P.52B	**0794**	14	70	20,7	2	1
BROWN & SHARPE 00	**2296**	12,5	61	15,5	——	2
BROWN & SHARPE 38	**2039**	22	103	23	——	2
B S A 25	**0781**	13,5	74	20	——	2
CAMPORESI T.25	**0793**	10	70	18	2	1
CAMPORESI T.42/60	**2819**	19,8	75	20	3	1
CASER TA.26/30	**0796**	9,5	70	18	2	1
CASER TA.45/50	**0814**	14	92	27	——	6
CERIOTTI RV.32	**1153**	8	60	24	7	7
CERIOTTI RVS.36	**0817**	10	74	22	6	8
CITIZEN G.16	**2125**	6	52	17,5	4	9
EMIMEC 26	**0801**	14,5	82	23,5	2,5	1
FEINLER FA.10/15	**0850**	7	50	19	6	9
GAUTIER GM.12	**0311**	6	57	15,5	4	3
GILDEMEISTER AS.16/20	**2343**	9	67,5	18,5	2,5	10
GILDEMEISTER AS.25	**2339**	20	65	21,8	——	11
GILDEMEISTER AS.28	**2345**	13	34	15,4	——	12
GILDEMEISTER AS.32	**2382**	24	73	24	——	13
GILDEMEISTER AS.32	**2826**	24	66	25	——	11
GILDEMEISTER AS.48	**1249**	30	74	25,7	——	11
GILDEMEISTER AS.48	**2384**	30	80	25,7	——	13
GIORGI GM.25/30/32	**0817**	10	74	22	6	8
HANWHA 26	**2055**	12	85	22	——	2
IMAMI IC.16 - R.28	**0819**	12	75	25	——	1
INDEX 12	**0778**	11,8	74	20	——	2
INDEX ON - OR - DG.12	**0185**	11,8	66	17,2	——	2
INDEX 18 - C.19 - 25 - ER.25	**0781**	13,5	74	20	——	2
INDEX 24 - C.29	**0782**	15,5	74	20	——	2
INDEX 24 - C.29 - B.30	**0811**	15,5	100	24,2	——	2
INDEX E.25 IDRAULICA	**2178**	13,8	66	17,2	——	2
INDEX KS.32 - 42 - 50	**2179**	20	88	23	——	14
INDEX 36/52/60 - B.42/60	**0780**	19,8	100	24,2	——	2
ITS 26	**0798**	10	71	18	2	1
ITS 26	**0784**	10	73	19,5	6	15
ITS 36 - 42 - 60	**0975**	17,5	88	28	8	16
IRALAG 25 - 35 - 45	**2821**	16	70	40	12	17
LOGOS L.18 - L.25	**0781**	13,5	74	17,2	——	2
LOGOS L.30	**0811**	15,5	100	24,2	——	2
LOGOS L.36 - 42 - 52	**0806**	18,4	100	23	——	2
LOGOS L.64	**2004**	21,3	100	24,2	——	2
MANURHIN PF - TR.22/25	**0807**	12	70,6	24	7	18
MANURHIN PF - TR.32/42	**0808**	15,5	91	32,5	10	18

segue

segue

Fig. 11

Fig. 12

Fig. 13

Fig. 14

Fig. 15

Fig. 16


Fig. 17

Fig. 18

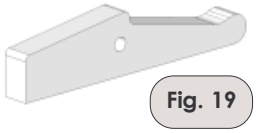
Fig. 19

Fig. 20

Fig. 21

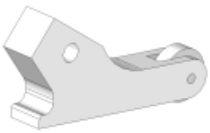
Fig. 22

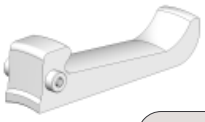
Fig. 23

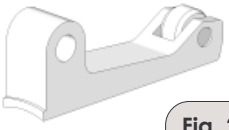
Fig. 24

MACCHINA	Art.	S	L	H	Foro	Figura
MUPEM TR.16/26	**0974**	12	74	18,3	2	14
MUPEM TR.32	**2828**	17	101	31	9	18
MUPEM TR.42	**2708**	20	112	34	10	18
PETERMANN P.7	**0295**	7	55	16,2	4	3
PETERMANN P.7R	**0317**	7	68	19	4	3
PETERMANN P.10 - 16 - 20	**2759**	10	99	22	5	19
RAVETTA 32	**0786**	12	81	21	2	1
RAVETTA 32	**2052**	20	81	21	——	1
SAIC DP.5/26	**0785**	10	53	28	8	7
SAIC B.26	**0798**	10	71	18	2	1
SAIC A.30/32	**0797**	14,5	73	24,5	6	18
SAIC B.30	**0815**	12	71	18	2	1
SAIC B.45	**0801**	14,5	82	23,5	2,5	1
SCHAUBLIN 102/120HP	**2298**	13,5/12	62,2	19	——	20
STAR NC.16	**2183**	10	73	27	6	3
STAR KNC.32B	**2184**	12	50	25,5	8	9
STEINHAUSER STF.16	**1126**	12	67,5	18,8	2,5	2
STEINHAUSER STF.25	**2502**	12	68	23	8	18
STEINHAUSER STF.36	**2574**	14	81	22,2	3	2
STROHM 45	**0192**	6	44	16	4,5	9
STROHM 75-105-125	**0791**	7	50	21	6	9
STROHM 75-105-125	**1800**	7	50	21	8	9
STROHM 205-255	**0196**	12	90,5	31	9	3
STROHM 205-255	**0197**	13,8	92	26	8	21
TAREX L.32 - 42 - 52	**0811**	15,5	100	24,2	——	2
TAREX L.42 - 52 - 64	**2004**	21,5	100	24,2	——	2
TAREX TH.64/90 C/RULLI	**0110**	25	76	37	10	22
TORNOS T.4	**2706**	6	43	16	4,5	3
TORNOS M.7	**2311**	6	45	22	4	9
TORNOS M.7	**0182**	7	58	18,3	5	3
TORNOS M.7	**0194**	7	58	18,3	6	3
TORNOS R.7 - R.10	**0185**	11,8	66	17,2	——	2
TORNOS NA.12	**2390**	9	55	21,3	6	3
TORNOS M.15	**2697**	9	71,3	24,3	7	3
TORNOS R.16	**0781**	13,5	74	20	——	2
TORNOS 20	**2579**	12	91	30	8	3
TORNOS RR.20	**2582**	13,5	82	21	2	1
TORNOS M.28/30/32	**0669**	14	108,5	28	9	3
TRAUB A.15	**0795**	9	62	17	——	1
TRAUB A.15/20/25	**0793**	10	70	18	2	1
TRAUB TC.15 - A.15/25	**0776**	12	70	18	2	1
TRAUB TD.16/26/36	**0974**	12	74	18,3	2	14
TRAUB A.26/36/42/45/60	**0794**	14	70	20,7	2	1
TRAUB TB.30/42/60 - TK.42	**0792**	18	84	22	——	23
TSUGAMI S.20/BS.20/NP.20	**2053**	12	57	17	——	2
TSUGAMI S.20/BS.20/BE	**2054**	8	56	13	——	2
TSUGAMI NP.20	**2055**	12	85	22	——	2
TSUGAMI BS 32	**2055**	12	85	22	——	2
UNAMUNO 15	**0850**	7	50	19	6	9
UNAMUNO 25	**0782**	15,5	74	20	——	2
WICKMAN 1"	**2391**	18,25	77	26,1	11,11	24
WICKMAN 1" 3/8	**2478**	22	101,5	37,5	11,11	24
WICKMAN 1" 3/8 - 1" 3/4	**2479**	27,8	100	35,7	14,28	24
WICKMAN 2" 1/4	**0942**	25	106	38	14,28	24
WICKMAN 2" 1/4	**2400**	25	122	37,5	14,28	18
WIRTH & GRUFFAT TCN.12	**0492**	7	67,8	16,5	4	3
YATOR 42	**0650**	15,5	98	30	3	2

LEVETTE PER FRIZIONE
CLUTCH LEVERS

LEVETTE PER FRIZIONE
CLUTCH LEVERS

MACCHINA	Art.	A	F	H	L	S
ATA 40	**0268**	21	8	20,0	50,0	14
INDEX 12-18-25-C19	**0291**	17	7	13,8	45,0	12
INDEX 24-E26-ER26	**2721**	20	8	15,8	50,0	14
INDEX C 29	**0563**	17	7	15,8	45,0	12
INDEX B30	**2724**	18	8	15,8	50,0	14
INDEX 36-52	**2744**	20	8	19,8	50,0	14
INDEX B42-60	**2746**	22	8	19,8	46,0	14

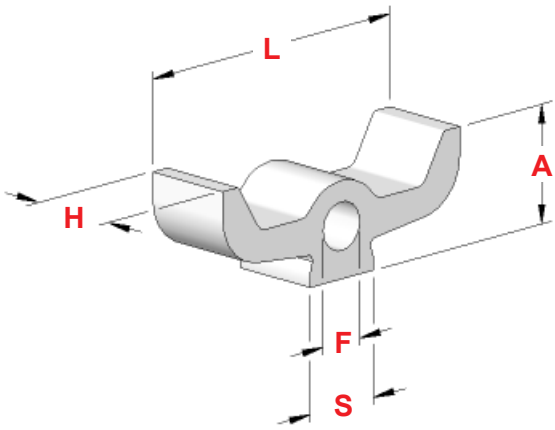

LEVETTE PER FRIZIONE CAMBIO VELOCITA'
LEVERS FOR SPEED CHANGE CLUTCH

MACCHINA	Art.	A	F	H	L	S
CAMBIO INDEX B30	**2746**	22	8	19,8	46,0	14
CAMBIO INDEX B42-60	**2744**	20	8	19,8	50,0	14

PIASTRINE PER FRIZIONE
CLUTCH PADS

PIASTRINE PER FRIZIONE
CLUTCH PADS

MACCHINA	Art.	A	F	H	L	S	Vite Art.
INDEX 12-18-25-C19	**0269**	6	5x0,5	14	40,0	12	2215
INDEX 24-E26-ER26	**2705**	8	5x0,5	16	45,5	16	2220
INDEX C 29	**0564**	6	5x0,5	16	39,5	12	2215
INDEX B30	**2705**	8	5x0,5	16	45,5	16	2220
INDEX 36-52	**2745**	8	5x0,5	20	45,5	16	2220
INDEX B42-60	**2747**	7	5x0,5	20	40,2	10	2281

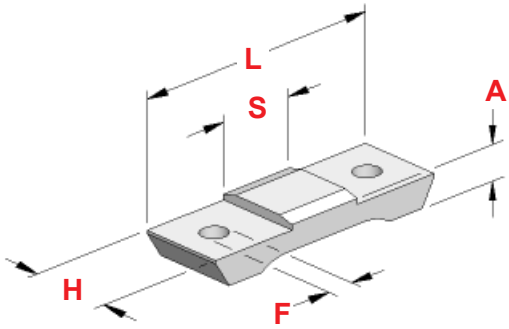

PIASTRINE PER FRIZIONE CAMBIO VELOCITA'
PADS FOR SPEED CHANGE CLUTCH

MACCHINA	Art.	A	F	H	L	S	Vite Art.
CAMBIO INDEX B30	**2747**	7	5x0,5	20	40,2	10	2281
CAMBIO INDEX B42-60	**2745**	8	5x0,5	20	45,5	16	2220

MANDRINI PRINCIPALI TRAUB

MAIN SPINDLES FOR TRAUB

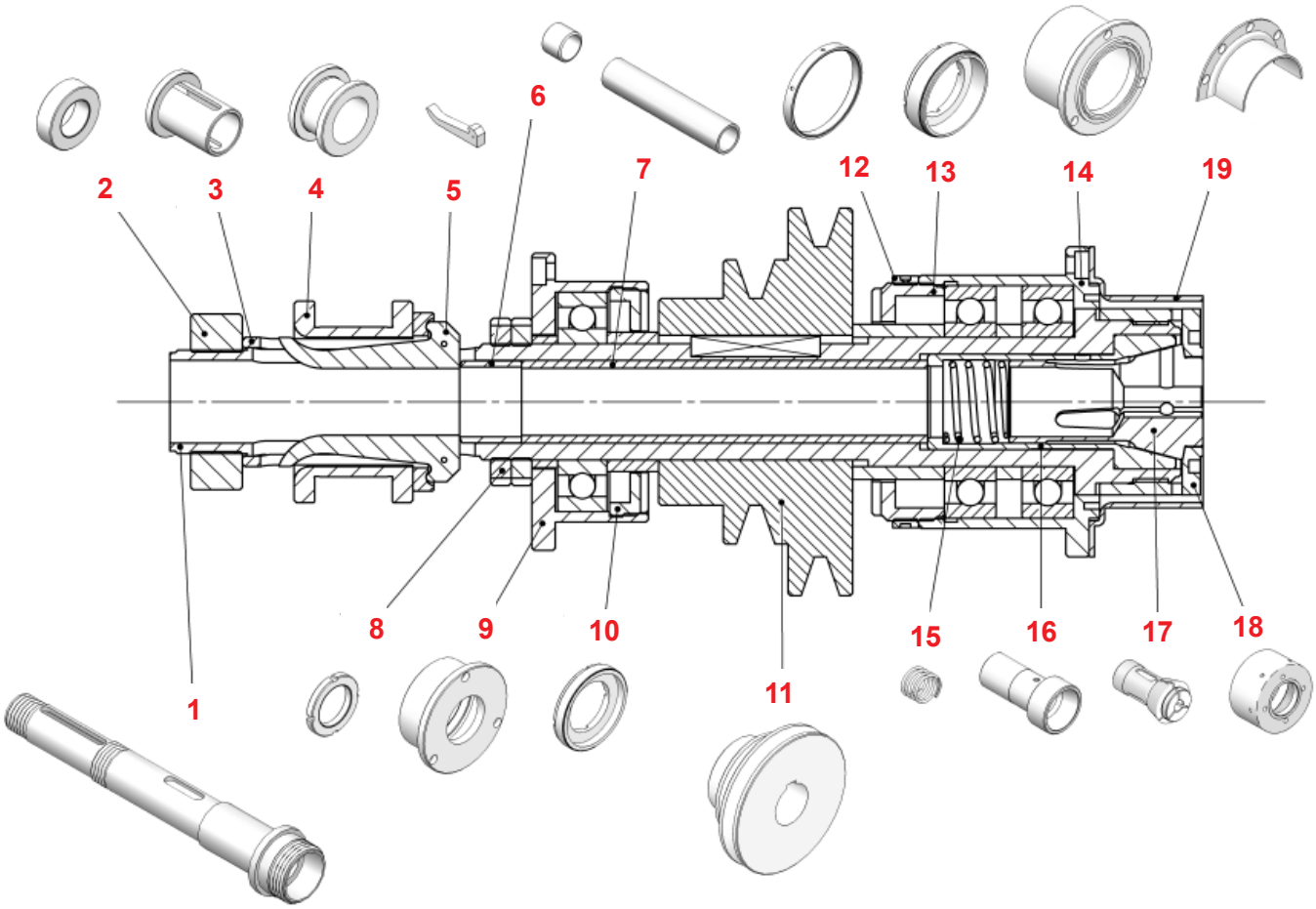

		TRAUB A.15		TRAUB A.20	TRAUB A.25		TRAUB A.42	TRAUB A.60
		mm 9	mm 10		mm 10	mm 12		
Pos.	**COMPONENTI**	**Art.**	**Art.**	**Art.**	**Art.**	**Art.**	**Art.**	**Art.**
1	Mandrino Principale	1311	1332	1002	2158	2180	2159	2302
2	Ghiera Registro Manicotto	0857	0857	1997	1998	1998	1999	1996
3	Manicotto Porta Leve	1257 BI	1321 BI	0989 BI	0991 BI	1382 BI	1019 BI	1825 BI
4	Anello Scorrevole	1257 AE	1321 AE	0989 AE	0991 AE	0991 AE	1019 AE	1301 AE
5	Levette di chiusura	0795	0793	0793	0793	0776	0794	0794
6	Distanziale Compensatore	1350	1350	0353	1365	1365	2530	2063
7	Tubo Spingi Pinza	1351	1351	2037	1483	1483	1882	1534
8	Ghiera Registro Mandrino	1983	1983	1989	1990	1990	1992	1994
9	Alloggiamento Cuscinetti Posteriore	——	——	——	2155	2155	——	——
10	Ghiera Bloccaggio Cuscinetti - Post.	——	——	——	2266	2266	——	——
11	Puleggia Velocità x Cinghia Sez. 13	1749	1749	1567	1305	1305	2163	2316
12	Controghiera Allogg. Cuscinetti Ant.	1164	1164	——	1349	1349	——	——
13	Ghiera Bloccaggio Cuscinetti - Ant.	——	——	——	2275	2275	——	——
14	Alloggiamento Cuscinetti Anteriore	2156	2156	——	2154	2154	——	——
15	Molla per Bicchiere	2506	2506	1135	2510	2510	2514	2515
16	Bicchiere Porta Pinza	1750	1750	1747	1755	1755	1743	1551
17	Pinza di Serraggio	0705	0705	0713	0701	0701	0709	0759
18	Ghiera di Serraggio Pinza	2244	2244	2245	1759	1759	1763	2248
19	Paraspruzzi	——	——	——	2233	2233	——	——

MANDRINI PRINCIPALI FEINLER - ITS E SAIC

MAIN SPINDLES FOR FEINLER - ITS AND SAIC

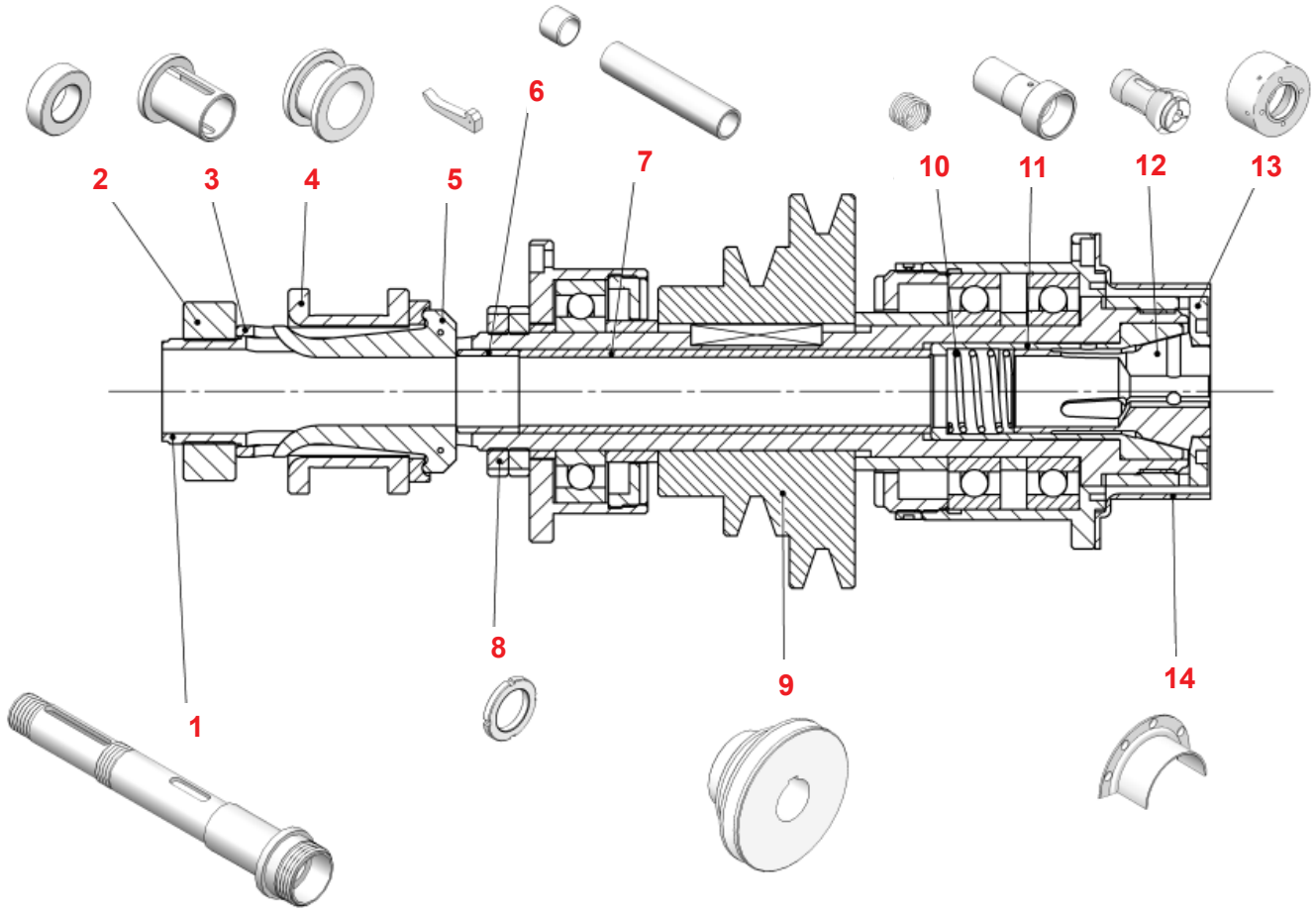

		FEINLER FA.15	ITS 26	SAIC B.26		SAIC B.30
				Guida Conica	Guida Cilindrica	
Pos.	**COMPONENTI**	**Art.**	**Art.**	**Art.**	**Art.**	**Art.**
1	Mandrino Principale	1849	1697	2230	1697	2517
2	Ghiera Registro Manicotto	1634	2319	2319	2319	2758
3	Manicotto Porta Leve	1406	1012 BI	0991 BI	0991 BI	0651 BI
4	Anello Scorrevole	1441	1012 AE	0991 AE	0991 AE	0651 AE
5	Levette di chiusura	0850	0784	0798	0798	0815
6	Distanziale Compensatore	1318	0232	0232	0232	1275
7	Tubo Spingi Pinza	2025	1483	1483	1483	1274
8	Ghiera Registro Mandrino	——	1990	1990	1990	——
9	Puleggia Velocità	1639	1711	1711	1711	2100
10	Molla per Bicchiere	5708	1154	1154	1154	2511
11	Bicchiere Porta Pinza	1751	1745	1745	1745	2495
12	Pinza di Serraggio	0705	0701	0701	0701	0764
13	Ghiera di Serraggio Pinza	1195	2253	2253	1076	2392
14	Paraspruzzi	——	2233	2233	2233	——

MANDRINO PRINCIPALE STROHM 125

MAIN SPINDLE FOR STROHM 125

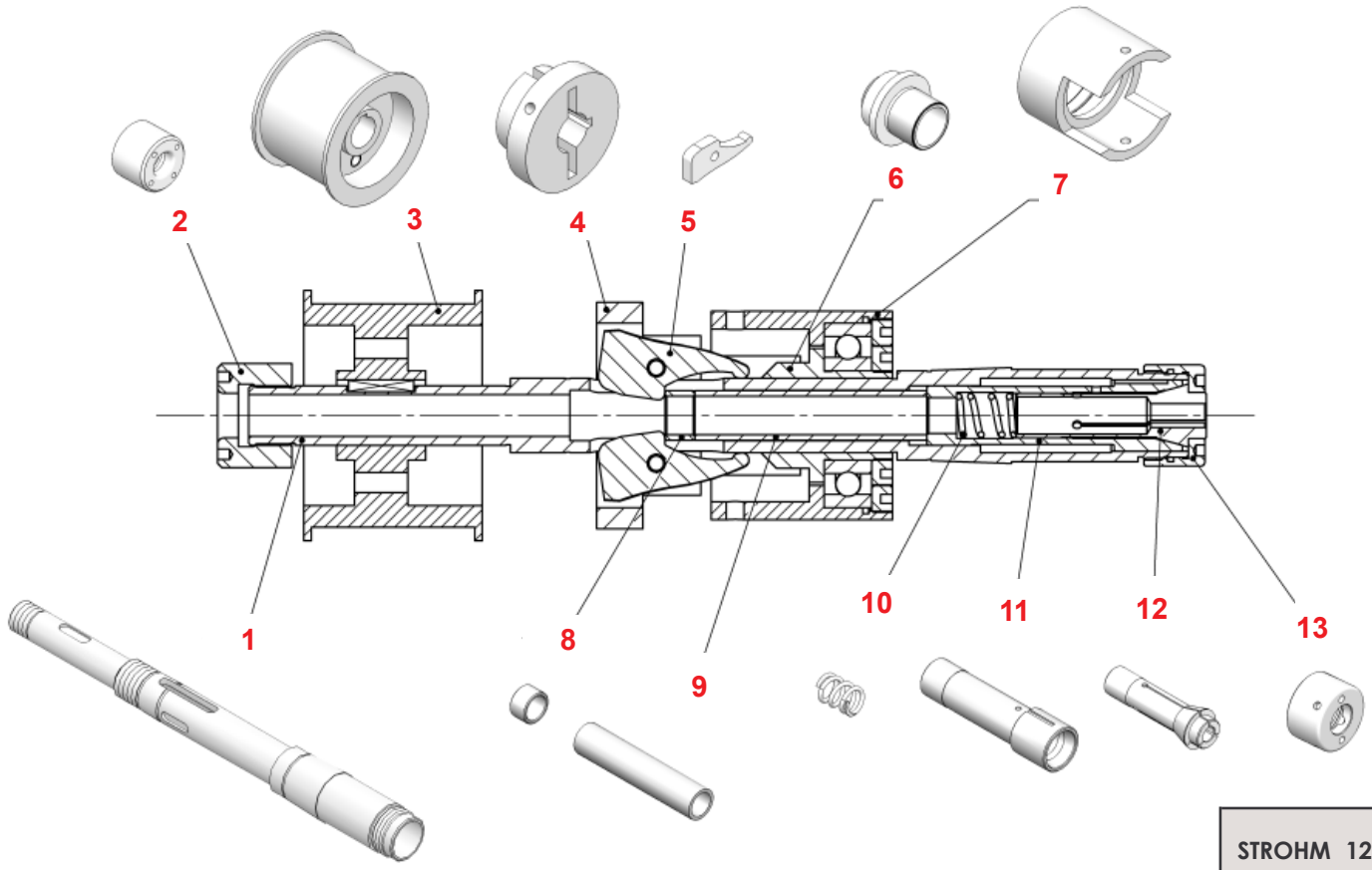

	STROHM 125
Pos. **COMPONENTI**	**Art.**
1 Mandrino Principale	2134
2 Ghiera Registro Manicotto	2106
3 Puleggia Velocità	2021
4 Blocco Porta Leve	2049
5 Levette di chiusura	0791
6 Anello Scorrevole	1440
7 Corpo Esterno	1754
8 Distanziale Compensatore	1175
9 Tubo spingi Pinza	2020
10 Molla per Bicchiere	1273
11 Bicchiere Porta Pinza	1752
12 Pinza di Serraggio	0722
13 Ghiera di Serraggio Pinza	0398

ALTRI MANDRINI PRINCIPALI

OTHER MAIN SPINDLES

	BECHLER AS.20 - BR.20	INDEX 36 - 42	TORNOS 7	TRAUB A.26
COMPONENTE	**Art.**	**Art.**	**Art.**	**Art.**
Mandrino Principale	2208	3023	2366	1762

SUPPORTO E CARRELLI VERTICALI TRAUB E SAIC

MOUNTING AND VERTICAL SLIDES FOR TRAUB AND SAIC

COMPLETI *COMPOUNDS* **C**

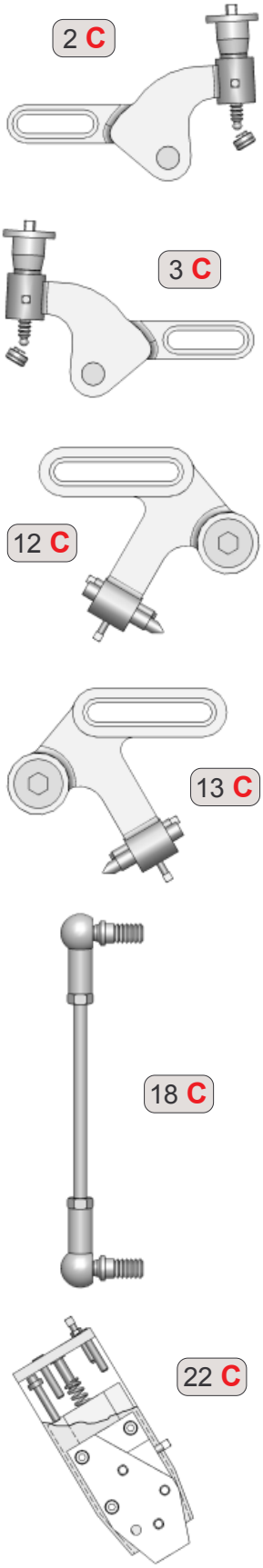

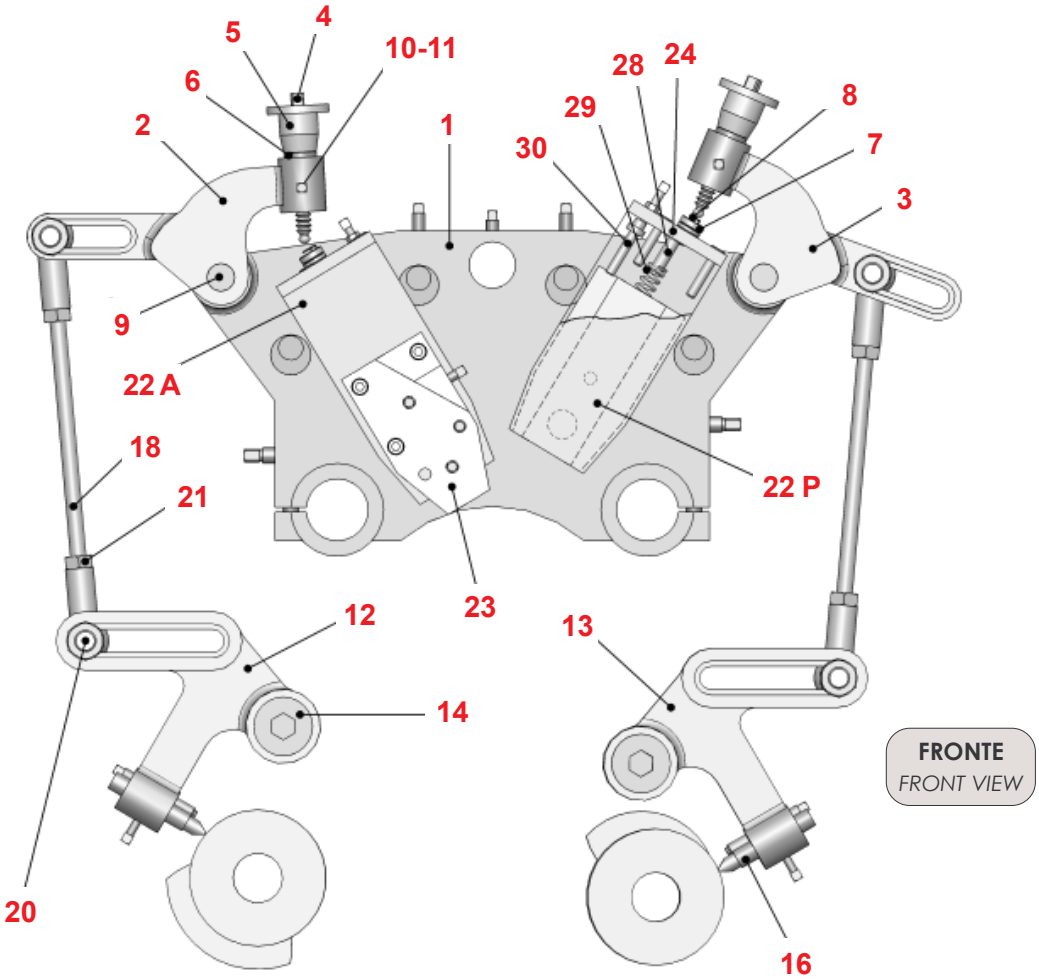

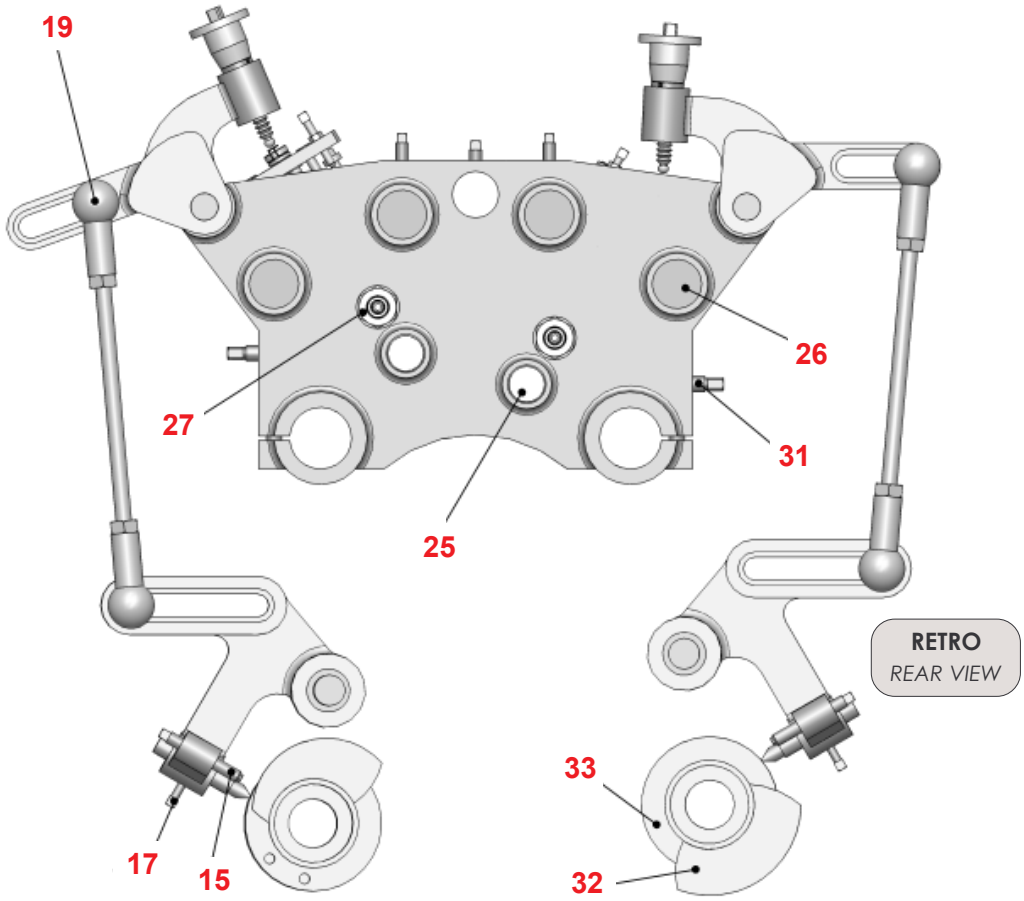

Pos.	COMPONENTI	TRAUB A.15 - 20 - 25 Art.	TRAUB A.36 - 42 - 60 Art.	TRAUB TB.30 - 42 - 60 Art.	SAIC B.26 - 30 Versione Originale Art.	SAIC B.26 - 30 Adattato TRAUB A.25 Art.	SAIC B.45 Art.
1	Supporto Carrelli	2166	1312	—	2210	1383	—
2	Leva Superiore Anteriore	1325	2171	—	2211	1325	2432
3	Leva Superiore Posteriore	1335	2172	—	2212	1335	2430
4	Vite per Nonio	1973	1973	—	2048	1973	2642
5	Nonio Graduato	1578	1578	1578	2041	1578	2640
6	Tamburo Graduato	1718	1718	—	2040	1718	2641
7	Pastiglia Spintore	1163	1163	—	—	1163	—
8	Molla per Pastiglia	0014	0014	—	—	0014	—
9	Spina Fulcro	0589	0239	—	0589	0589	—
10	Vite Bloccaggio Nonio	2148 6x20	2148 6x30	—	2148 6x20	2148 6x20	2148 7x20
11	Pastiglia in Ottone per Vite	0123	0123	—	0123	0123	1980
12	Leva Inferiore Anteriore	2160	2169	—	2213	2213	2438
13	Leva Inferiore Posteriore	2161	2170	—	2214	2214	2436
14	Perno Fulcro	1423	2122	—	1384	1384	—
15	Vite Registro Ritorno Leva	2148 7x60	2148 8x60	—	2148 7x60	2148 7x60	2148 8x60
16	Becco Camme	1244	1209	1209	1244	1244	1209
17	Vite Bloccaggio Becchi	2148 6x20	2148 8x30	—	2148 6x20	2148 6x20	2148 7x20
18	Asta di Collegamento	2030	2107	—	1261	1261	—
19	Sede Sferica	1624	1421	—	1262	1262	—
20	Perno Sferico	1134	1121	—	1265	1265	—
21	Dado di Registro	0105	0106	—	0105	0105	—
22 A	Carrello Verticale Anteriore	1475	1496	1324	1498	1498	—
22 P	Carrello Verticale Posteriore	1475	1496	1324	1498	1498	—
23	Portautensile	1456	1458	1458	1594	1594	1372
24	Piastra di Pressione	1140	0469	2058	1266	1266	1289
25	Perno di Attacco	1660	2121	included in 1324	2045	2045	1632
26	Perno di Registro	1661	2124	2057	2047	2047	1633
27	Bussola di Registro Longitudinale	2028	2028	included in 1324	2046	2046	2288
28	Perno per Molla	1136	1136	included in 1324	1136	1136	—
29	Molla	0004	0002	0005	0004	0004	—
30	Vite Registro Lardone	1505	1505	1505	1505	1505	—
31	Vite di Bloccaggio Carrello	2076	0530	—	2076	2076	—
32	Camme	0659	0663	0657	0502	0502	—
33	Tamburo Porta Camme	1431	1346	2444	2632	2632	—

COMPLETI *COMPOUNDS* C		TRAUB A.15 - 20 - 25 Art.	TRAUB A.36 - 42 - 60 Art.	TRAUB TB.30 - 42 - 60 Art.	SAIC B.26 - 30 Versione Originale Art.	SAIC B.26 - 30 Adattato TRAUB A.25 Art.
Pos.	COMPLETI					
2 C	Completo Leva Sup. Anteriore Pos. 2 + Posizioni da 4 a 11	7300	7306	—	—	7300
3 C	Completo Leva Sup. Posteriore Pos. 3 + Posizioni da 4 a 11	7301	7307	—	—	7301
12 C	Completo Leva Inf. Anteriore Pos. 12 + Posizioni da 14 a 17	7302	7308	—	7313	7313
13 C	Completo Leva Inf. Posteriore Pos. 13 + Posizioni da 14 a 17	7303	7309	—	7314	7314
18 C	Completo Asta di Collegamento Pos. 18 + Posizioni da 19 a 21	7304	7310	—	7315	7315
22 C	Completo Carrello Verticale Pos. 22 + Posizioni da 23 a 30	7305	7311	7312	7316	7316

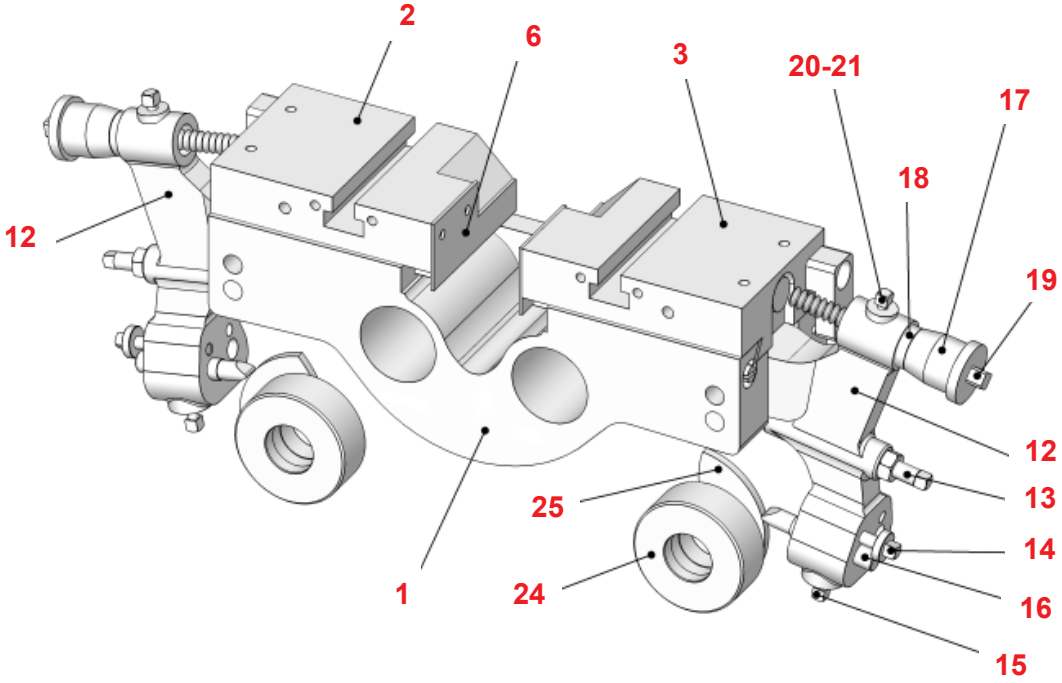

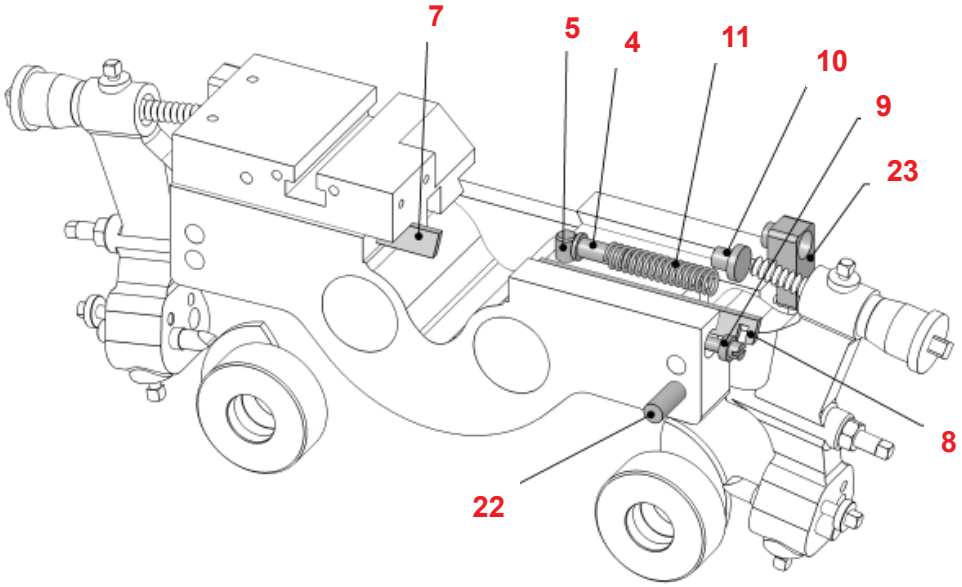

COMPLETI *COMPOUNDS* **C**

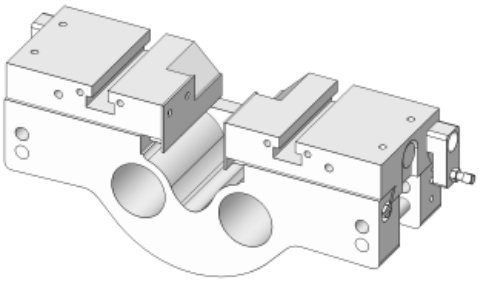

1 C

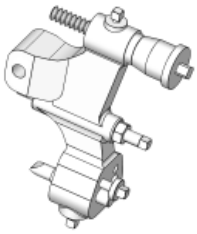

12 C

CARRELLI TRASVERSALI - ORIZZONTALI TRAUB

CROSSWISE SLIDES FOR TRAUB

Pos.	COMPONENTI	TRAUB A.15 - 20 - 25 Art.	TRAUB A.36 - 42 Art.	TRAUB A.60 Art.	TRAUB TB.42 - 60 Art.
1	Supporto Slitte	——	——	——	——
2	Slitta Anteriore	——	——	——	——
3	Slitta Posteriore	——	——	——	——
4	Perno Guida Molla	0236	——	——	——
5	Perno Battuta Molla	1099	——	——	——
6	Lamierino di Protezione	1122	——	——	——
7	Lardone Anteriore	——	——	——	——
8	Lardone Posteriore	——	——	——	——
9	Vite Registro Lardone	1505	——	——	——
10	Perno di Arresto	1142	1142	1142	——
11	Molla	0004	0165	0165	——
12	Leva d.10 Carrello Trasversale Anteriore / Posteriore	1845	1829	2459	1316
13	Vite di Registro Leva	2148 7x70	0485	0523	——
14	Vite di Registro Tastatori	1255	1255	1255	——
15	Vite di Bloccaggio Tastatori	2148 7x30	2148 6x30	2148 7x30	——
16	Tastatore Camme	1244	1209	1209	——
17	Nonio Graduato Foro d. 7 / Hole d. 7	0475	——	——	——
	Nonio Graduato Foro d. 10 / Hole d. 10	1578	1578	1578	——
18	Indice Graduato Foro d. 7 / Hole d. 7	0489	——	——	——
	Indice Graduato Foro d. 10 / Hole d. 10	1718	1718	1718	——
19	Vite per Nonio M7x1	0476	——	——	——
	Vite per Nonio M10x1	1171	1171	1171	——
20	Vite di Bloccaggio Nonio	2148 6x20	2148 6x30	2148 6x20	——
21	Pastiglia in Ottone d.5	0123	0123	0123	——
22	Spina Fulcro per Leva	1156	1793	1793	——
23	Arresto Per Slitte	1580	1580	1580	——
24	Porta Camme	1430	1345	1345	2444
25	Camme	0658	0662	0662	0657

COMPLETI *COMPOUNDS* **C**

Pos.	COMPLETI	TRAUB A.15 - 20 - 25 Art.	TRAUB A.36 - 42 Art.	TRAUB A.60 Art.
1 C	Completo Carrello Trasversale Posizioni da 1 a 11	2151	1018	2219
12 C	Completo Leva d.10 per Carrello Trasversale Posizioni da 12 a 21	7317	7318	7319

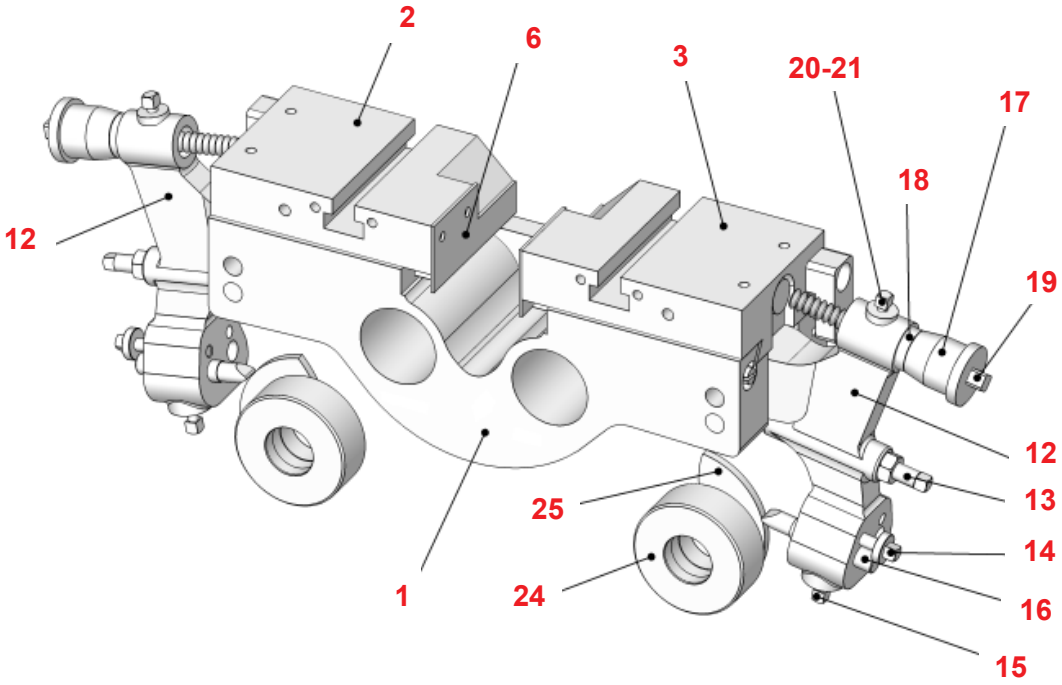

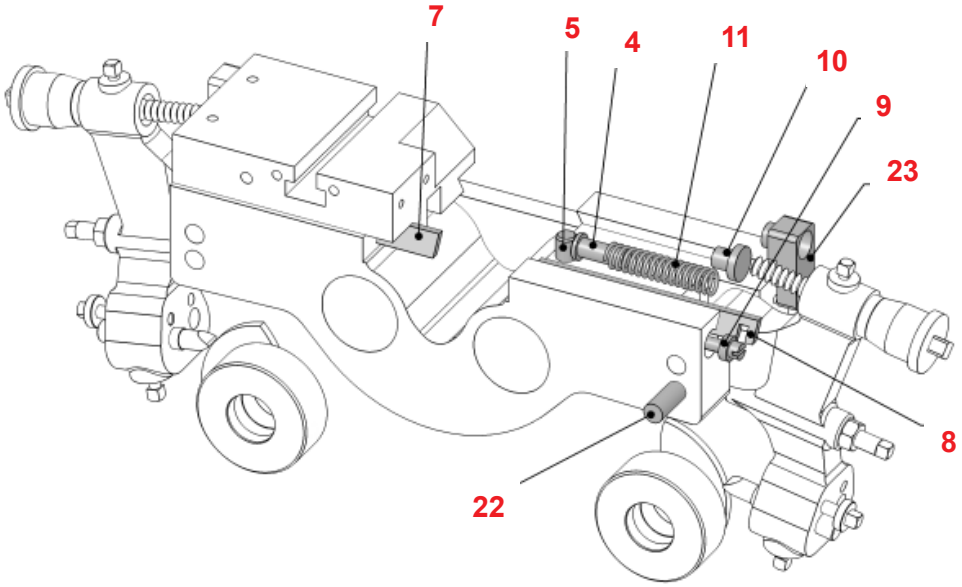

COMPLETI *COMPOUNDS* **C**

1 C

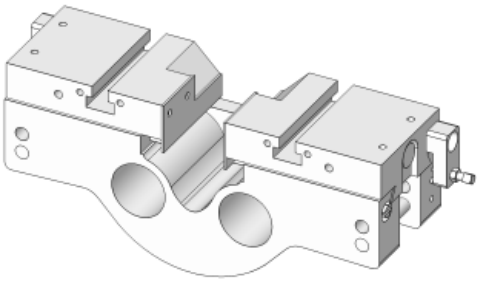

12 C

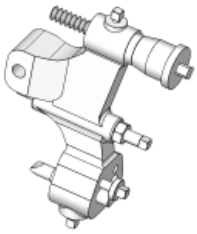

CARRELLI TRASVERSALI - ORIZZONTALI ITS E SAIC

CROSSWISE SLIDES FOR ITS AND SAIC

		SAIC B.26 - 30	ITS 26	SAIC B.45
Pos.	**COMPONENTI**	**Art.**	**Art.**	**Art.**
1	Supporto Slitte	—	—	—
2	Slitta Anteriore	—	—	—
3	Slitta Posteriore	—	—	—
4	Perno Guida Molla	0236	0236	—
5	Perno Battuta Molla	1099	1099	—
6	Lamierino di Protezione	1122	1122	—
7	Lardone Anteriore	—	—	—
8	Lardone Posteriore	—	—	—
9	Vite Registro Lardone	1092	—	—
10	Perno di Arrtesto	1142	1142	—
11	Molla	0004	0004	—
12 A	Leva Carrello Trasversale Anteriore Foro d. 8 / Hole d. 8	1737	—	—
	Leva Carrello Trasversale Anteriore Foro d. 10 / Hole d. 10	1845	1845	—
	Leva Carrello Trasversale Anteriore Foro d. 12 / Hole d. 12	—	—	2434
12 P	Leva CarrelloTrasversale Posteriore Foro d. 8 / Hole d. 8	1738	—	—
	Leva CarrelloTrasversale Posteriore Foro d. 10 / Hole d. 10	1845	1845	—
	Leva CarrelloTrasversale Posteriore Foro d. 12 / Hole d. 12	—	—	2437
13	Vite di Registro Leva	2148 7x70	2148 7x70	—
14	Vite di Registro Tastatori	1255	1255	1255
15	Vite di Bloccaggio Tastatori	2148 7x30	2148 7x30	2148 8x30
16	Tastatore Camme	1244	1244	1209
17	Nonio Graduato Foro d. 8 / Hole d. 8	2041	0316	—
	Nonio Graduato Foro d. 10 / Hole d. 10	1578	1578	—
	Nonio Graduato Foro d. 12 / Hole d. 12	—	—	2640
18	Indice Graduato Foro d. 8 / Hole d. 8	2040	0319	—
	Indice Graduato Foro d. 10 / Hole d. 10	1718	1718	—
	Indice Graduato Foro d. 12 / Hole d. 12	—	—	2641
19	Vite per Nonio M8x1	2265	0378	—
	Vite per Nonio M10x1	1171	1171	—
	Vite per Nonio M12x1	—	—	2642
20	Vite di Bloccaggio Nonio	2148 6x20	2148 6x20	2148 6x20
21	Pastiglia in Ottone d.5	0123	0123	0123
22	Spina Fulcro per Leva	1156	1156	—
23	Arresto Per Slitte	1580	1580	—
24	Porta Camme	2352	2352	—
25	Camme	0658	0658	0662

COMPLETI *COMPOUNDS* C		SAIC B.26 - 30	ITS 26
Pos.	**COMPLETI**	**Art.**	**Art.**
1 C	Completo Carrello Trasversale Posizioni da 1 a 11	2181	2123
12 C	Completo Leva Foro d. 8 per Carrello Trasversale Posizioni da 12 a 21	7320	—
	Completo Leva Foro d.10 per Carrello Trasversale Posizioni da 12 a 21	7317	7317

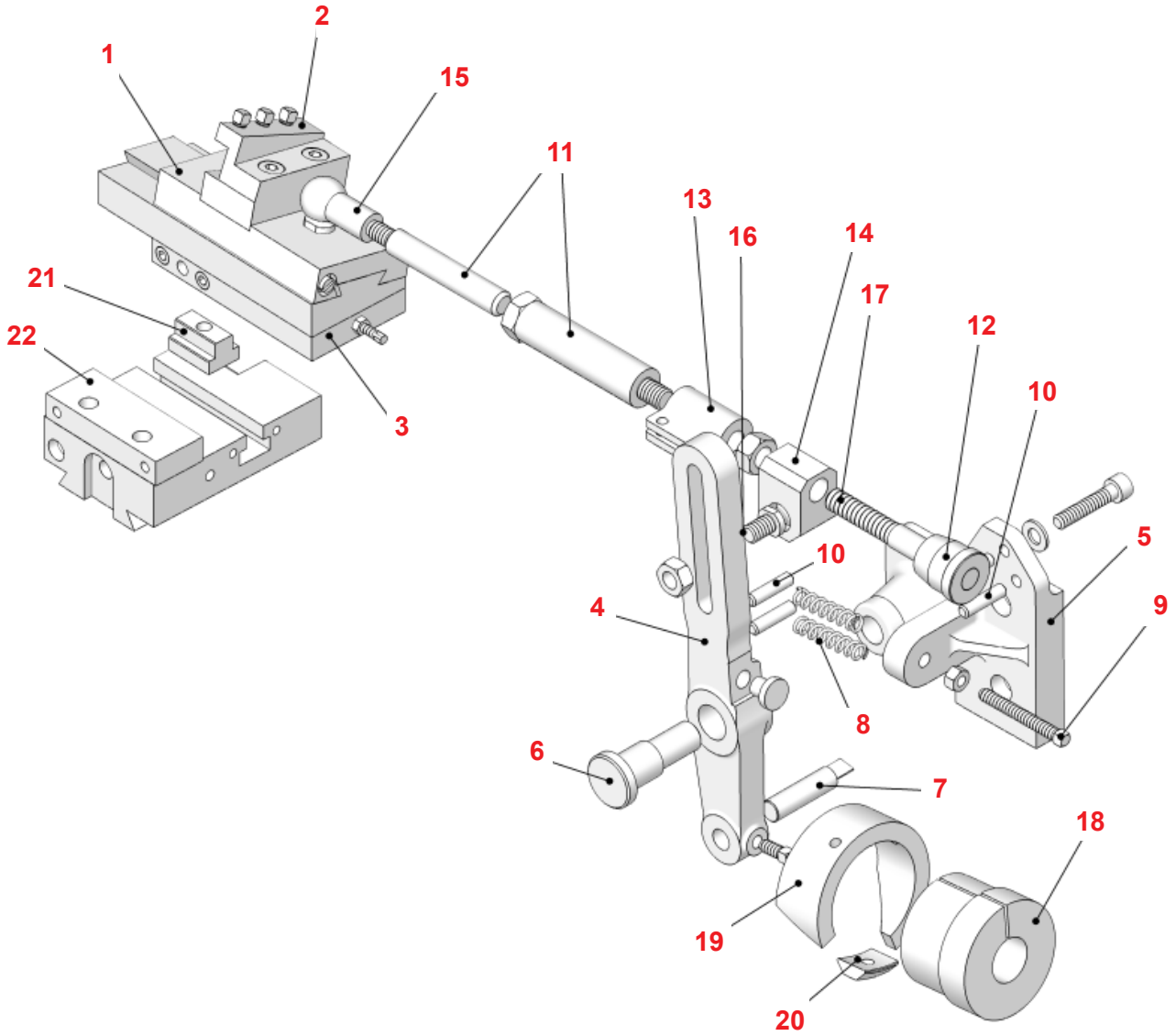

COMPLETI *COMPOUNDS* **C**

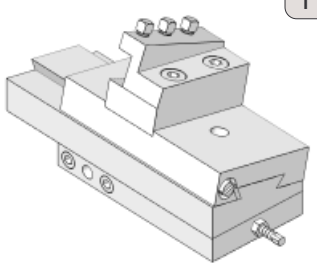

1 C

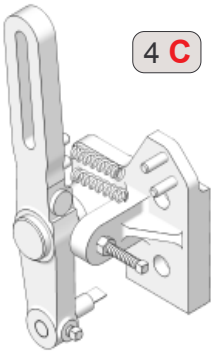

4 C

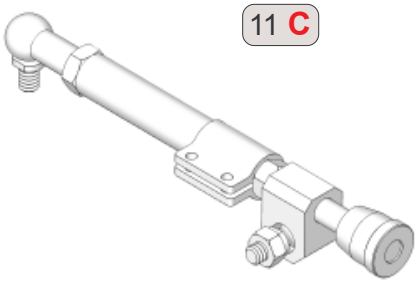

11 C

CARRELLI TORNITURA LONGITUDINALE TRAUB E SAIC

LONGITUDINAL TURNING SLIDES FOR TRAUB AND SAIC

Pos.	COMPONENTI	TRAUB A.15 - 20 - 25 Art.	SAIC B.26 - 30 Art.	TRAUB A.36 - 42 - 60 Art.	TRAUB TB.30 - 42 - 60 Art.
1	Carrello Tornitura Longitudinale	1495	1495	1753	2143
2	Porta Utensile	1457	1457	1472	2102
3	Supporto Carrello	——	——	1709	——
4	Leva Tornitura Longitudinale	1822	1822	1931	2142
5	Supporto Leva	1823	1823	1919	2141
6	Perno di Fissaggio	1179	1179	1179	0532
7	Tastatore con Rullo	0293	0293	1210	0551
	Tastatore a Penna (in alternativa al Tastatore con Rullo)	0224	0224	0294	——
8	Molla di Ritorno	0010	0010	0298	0524
9	Vite di Registro	2148 7x60	2148 7x60	2148 8x60	——
10	Perno Tendi Molla	0540	0540	0299	——
11	Asta con Registro d. 10	1530	1530	——	——
	Asta con Registro d. 12	1524	1524	——	——
12	Nonio Graduato Foro d. 10 / Hole d. 10	1578	1578	1578	——
	Nonio Graduato Foro d. 12 / Hole d. 12	1620	1620	——	——
13	Morsetto per Asta con Registro	1625	1625	——	——
14	Supporto Sferico per Asta con Registro	1619	1619	0535	——
15	Sede Sferica per Asta con Registro	1624	1624	1421	——
16	Perno Sferico per Asta con Registro	1134	1134	1121	——
17	Vite per Nonio	1621	1621	——	——
18	Porta Camme	1432	1432	2152	2164
19	Camme	0661	0661	0665	0664
20	Tassello Curvo	——	——	1148	1148
21	Tassello di Bloccaggio	1548	1548	——	——
22	Registro Carrello	0464	0464	——	——

COMPLETI *COMPOUNDS* **C**

Pos.	COMPLETI	TRAUB A.15 - 20 - 25 Art.	SAIC B.26 - 30 Art.	TRAUB A.36 - 42 - 60 Art.	TRAUB TB.30 - 42 - 60 Art.
1 C	Completo Carrello Tornitura Longitudinale Posizioni da 1 a 3	7321	7321	7325	7328
4 C	Completo Leva Tornitura Longitudinale Posizioni da 4 a 10	7322	7322	7326	7329 *
11 C	Completo Asta con Registro d. 10 Posizioni da 11 a 17	7323	7323	7327	7330
	Completo Asta con Registro d. 12 Posizioni da 11 a 17	7324	7324	——	——

* Posizioni da 4 a 8
Positions from 4 to 8

NONI, INDICI E VITI MICROMETRICHE PER CARRI **VERTICALI**

VERNIERS, INDEXES AND ADJUSTING SCREWS FOR VERTICAL SLIDES

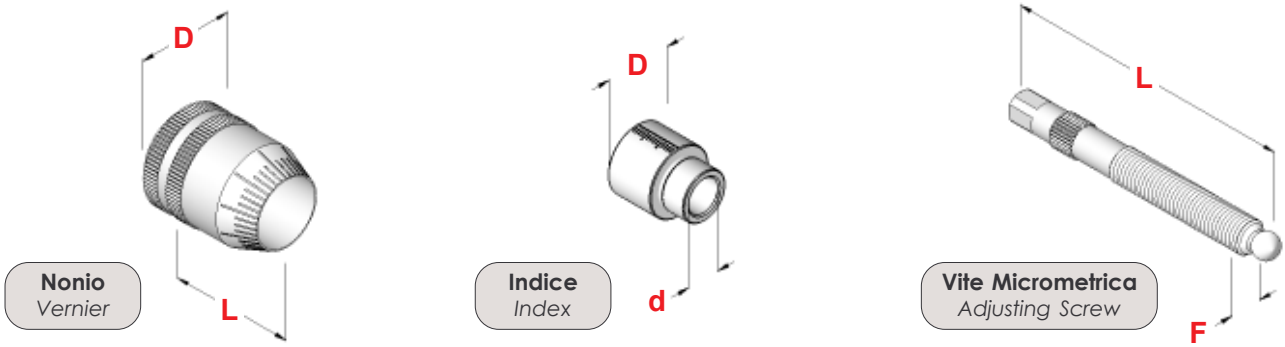

MACCHINA	Art.	D	L	Art.	D	d	Art.	F	L
ITS 26	**0316**	35	24	**0319**	29	11	**2064**	8 x 1	72
SAIC B.26 - 30	**2041**	30	37	**2040**	16	11	**2048**	8 x 1	91
SAIC B.45	**2640**	30	46	**2641**	20	16	**2642**	12 x 1	105
STROHM 125	**2644**	30	42	**2645**	27	11	——	——	——
TRAUB A.15 (t.v.)	**0475**	20	20	**0489**	16	11	**2071**	7 x 1	69
TRAUB A.15 - 20 - 25	**1578**	31	29	**1718**	21	15	**1973**	10 x 1	87
TRAUB A.36 - 42 - 60	**1578**	31	29	**1718**	21	15	**1973**	10 x 1	87
TRAUB TB.30 - 42 - 60	**1578**	31	29	——	——	——	——	——	——

NONI, INDICI E VITI MICROMETRICHE PER CARRI **TRASVERSALI**

VERNIERS, INDEXES AND ADJUSTING SCREWS FOR CROSSWISE SLIDES

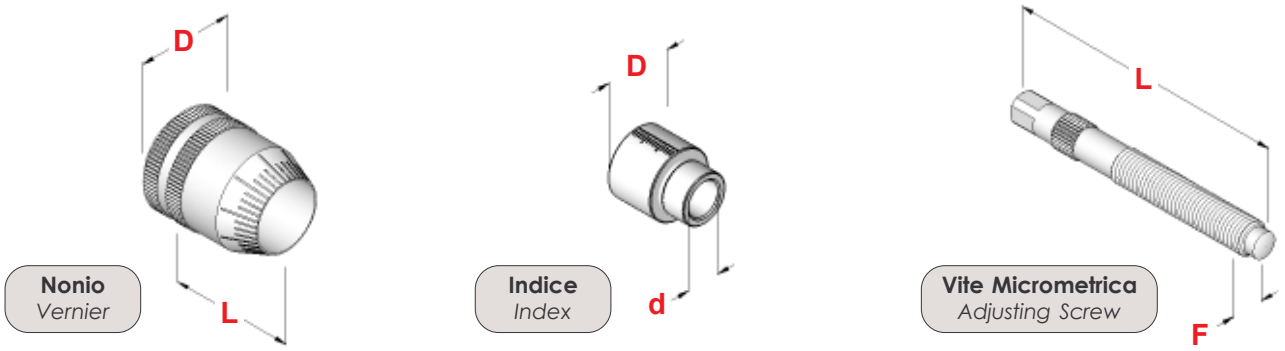

MACCHINA	Art.	D	L	Art.	D	d	Art.	F	L	Art.
ITS 26	**0316**	35	24	**0319**	29	11	**0378**	8 x 1	72	——
SAIC B.26 - 30	**2041**	26	34	**2040**	16	11	**2265**	8 x 1	86	——
SAIC B.45	**2640**	30	46	**2641**	20	16	**2642**	12 x 1	105	——
TRAUB A.15 (t.v.)	**0475**	20	21	**0489**	16	11	**0476**	7 x 1	69	——
TRAUB A.15 - 20 - 25	**1578**	31	29	**1718**	21	15	**1171**	10 x 1	87	——
TRAUB A.26	——	——	——	——	——	——	**1226**	tr. 25 x 3	124	**2079**
TRAUB A.36 - 42 - 60	**1578**	31	29	**1718**	21	15	**1171**	10 x 1	87	——
TRAUB TB.30 - 42 - 60	**2077**	74	28	——	——	——	**0625**	tr. 25 x 3	121	**0118**

MOLLE PREMENTI
PUSHING SPRINGS

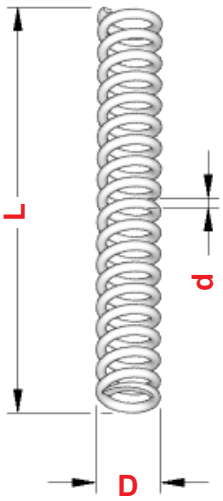

MACCHINA	Posizione - *Position*	Art.	D	L	d
CASER TA. 26 - 30	Carri Verticali / Carri Orizzontali	**0043**	11,5	87	2,0
CASER TA. 45 - 50	Carri Verticali / Carri Orizzontali	**1854**	15,6	138	3,0
GILDEMEISTER	Slitte P/Utensili	**0050**	14,5	100	2,5
GIORGI GM 20 - 25 - 32	Carri Verticali / Carri Orizzontali	**1856**	12,5	100	1,8
INDEX 25	Carri Orizzontali	**0049**	11,5	180	1,7
SAIC B.26 - 30	Carri Verticali / Carri Orizzontali	**0004**	13,0	100	2,0
	Ritorno Alberino (App. Fora Filetti)	**1080**	17,0	35	1,0
	Ribaltamento (App. Fora Filetti)	**1857**	12,5	19	3,0
	Disco Frizione	**0032**	7,0	50	1,0
	Fermo Barra Verticale	**0448**	17,0	86	2,0
STROHM 75 - 105 - 125	Carri Verticali	**0008**	9,0	125	1,2
TORNOS M4 - T4	Carri Verticali	**1858**	7,0	100	0,8
TORNOS M7 - MS7	Carri Verticali	**1859**	9,5	110	1,1
TRAUB A.15 - 20 - 25	Carri Verticali / Carri Orizzontali	**0004**	13,0	100	2,0
	Ritorno Canotti (App. Fora Filetti)	**0001**	10,0	176	1,5
		1928	14,0	121	1,5
	Ritorno Alberino (App. Fora Filetti)	**1080**	17,0	35	1,0
	Disco Frizione	**0032**	7,0	50	1,0
TRAUB TD.16 - 26 - 36	Carri Verticali	**2332**	15,0	215	2,0
	Carri Orizzontali	**1975**	11,5	155	1,6
TRAUB A.36 - 42 - 60	Carri Orizzontali	**0165**	14,0	120	2,2
	Carri Verticali	**0002**	13,0	155	2,0
	Disco Frizione	**0419**	10,0	60	1,5
TRAUB TB.30 - 42 - 60	Carri Verticali / Carri Orizzontali	**0005**	15,0	195	2,0
	Fermo Barra Verticale	**2607**	36,0	130	2,5
	Carri Tornitura Longitudinale	**0524**	14,0	327	2,0
——	Portamaschi e Portafiliere	**0046**	14,0	30	1,0
——	Portamaschi e Portafiliere	**0030**	15,0	40	1,2

MOLLE A TRAZIONE
PULLING SPRINGS

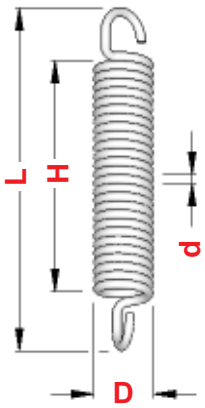

MACCHINA	Posizione - *Position*	Art.	D	L	H	d
ITS 26	Ritorno Canotto (App. Fora Filetti)	**1082**	10	102	72	1,2
SAIC B.26 - 30	Ribaltamento (App. Fora Filetti)	**0010**	16	65	46	2,0
	Ritorno (App. Fora Filetti)	**1086**	11	159	123	1,8
	Ritorno Canotto (App. Fora Filetti)	**0999**	10	100	80	1,2
TRAUB A.15 - 20 - 25	Fermo Barra	**0012**	13	58	32	1,5
	Leva Tornitura Longitudinale	**0010**	16	65	46	2,0
	Ribaltamento (App. Fora Filetti)	**0028**	10	73	53	1,5
TRAUB A.36 - 42 - 60	Fermo Barra	**0027**	15	71	45	2,0
	Leva Tornitura Longitudinale	**0298**	16	129	97	2,2
TRAUB TB.30 - 42 - 60	Fermo Barra Verticale	**2655**	20	129	89	3,0

CARRELLI VERTICALI TRAUB TD.16 - 26 - 36

VERTICAL SLIDES FOR TRAUB TD.16-26-36

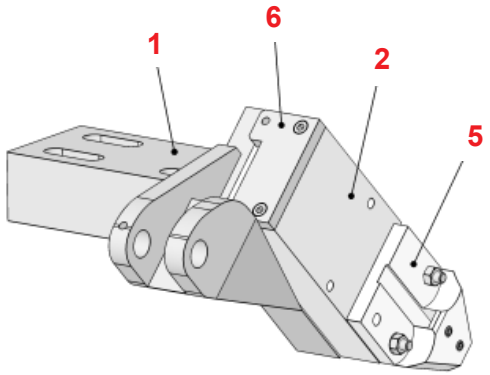

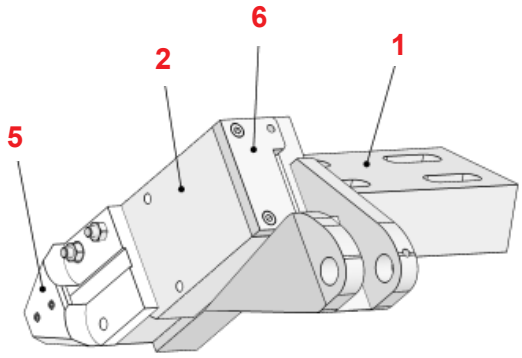

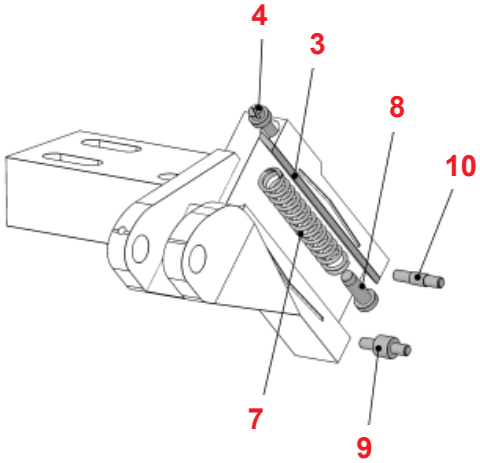

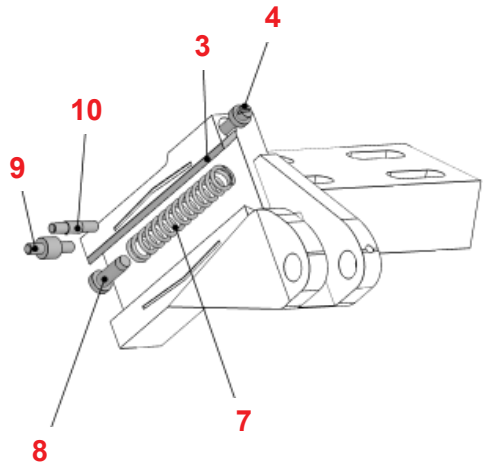

CARRELLO VERTICALE ANTERIORE

FORE VERTICAL SLIDE

Pos.	COMPONENTI	TRAUB TD.16 - 26 - 36 Art.
1	Slitta Femmina	2109
2	Slitta Maschio	
3	Lardone con Vite di Registro	
4	Vite Registro Lardone	1505
5	Porta Utensile	2755
6	Piastrina per Molla	2318
7	Molla	2332
8	Perno Guidamolla	2333
9	Perno Fulcro Porta Utensile	2334
10	Perno Fissaggio Porta Utensile	2357

CARRELLO VERTICALE POSTERIORE

REAR VERTICAL SLIDE

Pos.	COMPONENTI	TRAUB TD.16 - 26 - 36 Art.
1	Slitta Femmina	2209
2	Slitta Maschio	
3	Lardone con Vite di Registro	
4	Vite Registro Lardone	1505
5	Porta Utensile	2755
6	Piastrina per Molla	2385
7	Molla	2332
8	Perno Guidamolla	2333
9	Perno Fulcro Porta Utensile	2334
10	Perno Fissaggio Porta Utensile	2357

PORTA CAMME A DISCO

DISK CAMS HOLDERS

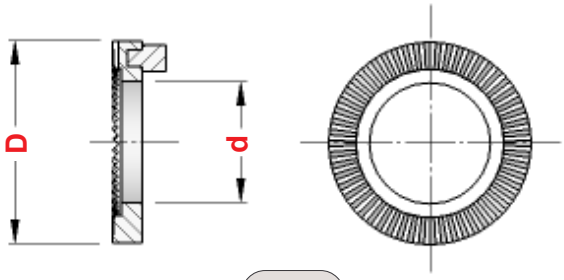

Fig. 1

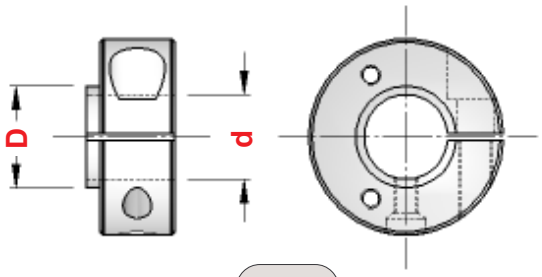

Fig. 2

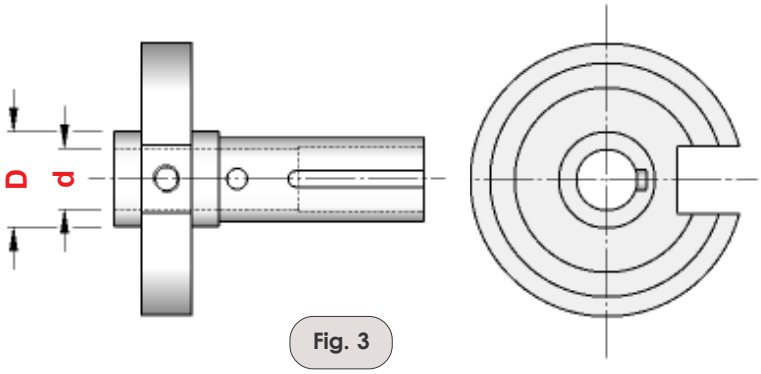

Fig. 3

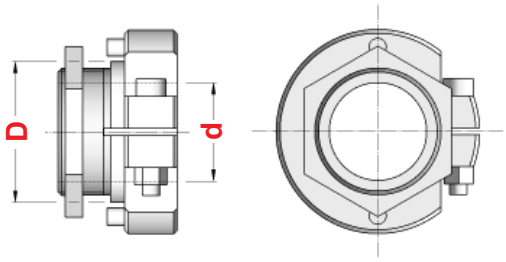

Fig. 4

MACCHINA	CARRI	Art.	D	d	Figura	Art.	Art.	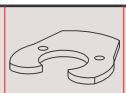 Art.	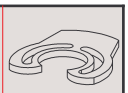 Art.
INDEX DG.12	Trasversali	**1893**	50	30	1	—	—	—	—
INDEX 12 - 18 - 25	Trasversali	**1897**	56	32	1	—	—	—	—
INDEX 12 - 18 - 25	Verticali	**1898**	66	42	1	—	—	—	—
INDEX C.19 - C.29	Trasversali - Verticali	**3182**	60	36	1	—	—	—	—
INDEX 24 - 36 - 42 - 52 - 60	Trasversali	**2936**	68	40	1	—	—	—	—
INDEX B.42 - 60	Trasversali - Verticali	**2936**	68	40	1	—	—	—	—
ITS 26	Trasversali	**2352**	30	25	2	**0658**	—	—	—
ITS 26	Verticali	**2632**	46	25	2	**0502**	—	—	—
SAIC B.26 - 30	Trasversali	**2352**	30	25	2	**0658**	—	—	—
SAIC B.26 - 30	Verticali	**2632**	46	25	2	**0502**	—	—	—
STROHM 75 - 105 - 125	Trasversali	**1777**	28	18	3	—	—	—	—
TRAUB A.15 - 20 - 25	Trasversali	**1430**	30	25	2	**0658**	—	—	—
TRAUB A.15 - 20 - 25	Fermo Barra	**1430**	30	25	2	—	**0516**	—	—
TRAUB A.15 - 20 - 25	Verticali	**1431**	45	25	2	**0659**	—	—	—
TRAUB A.15 - 20 - 25	Ribaltamento Foro- Filetto	**1547**	36	25	2	—	—	**0514**	**0515**
TRAUB TD.16 - 26 - 36	Trasversali - Verticali	**1463**	40	30	4	—	—	—	—
TRAUB A.36 - 42 - 60	Trasversali - Fermo Barra	**1345**	40	32	2	**0662**	**0517**	—	—
TRAUB A.36 - 42 - 60	Verticali	**1346**	58	32	2	**0663**	—	—	—
TRAUB TB.30 - 42 - 60	Trasversali - Verticali	**2444**	45	35	2	**0657**	—	—	—

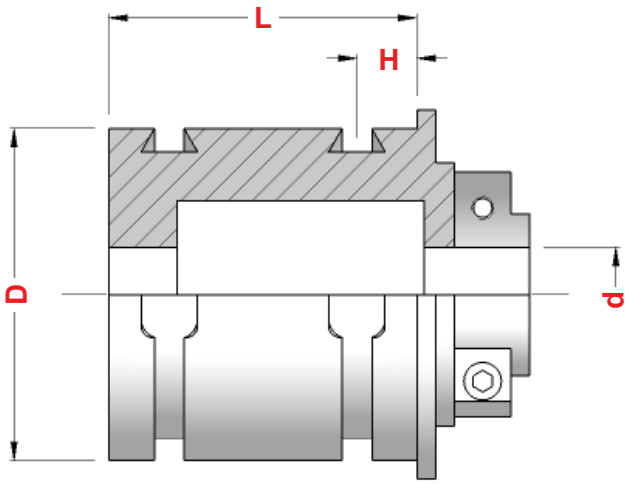

Fig. 1

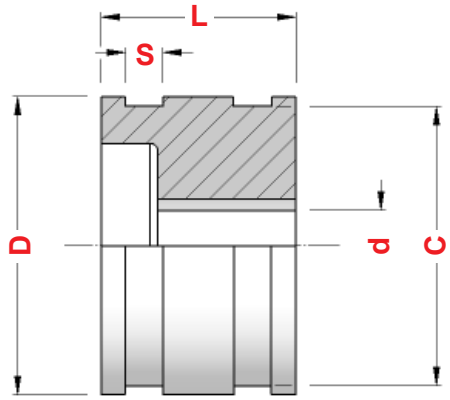

Fig. 2

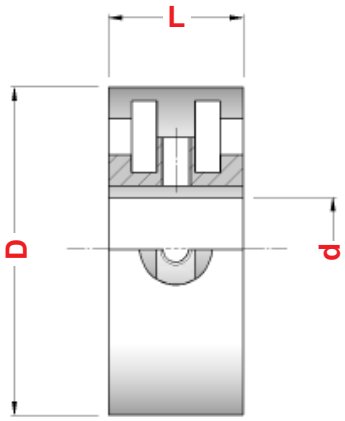

Fig. 3

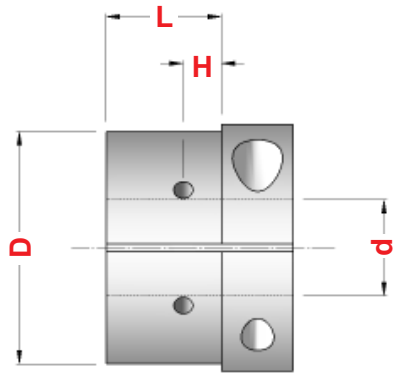

Fig. 4

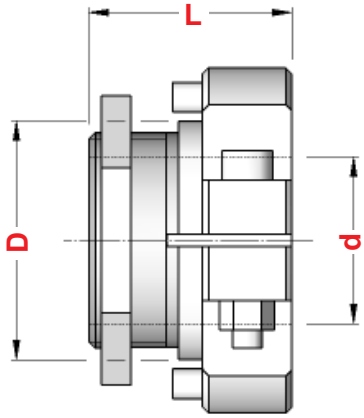

Fig. 5

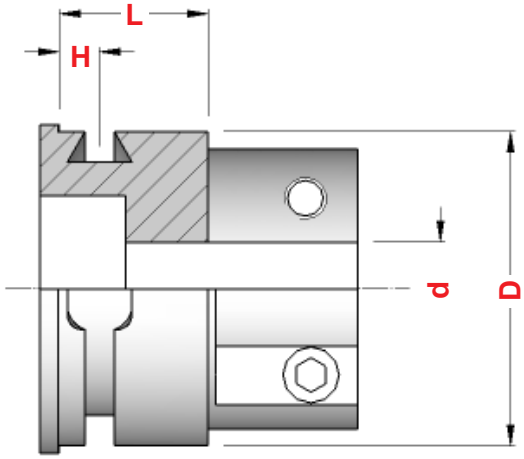

Fig. 6

PORTA CAMME AD ANELLO

RING CAMS HOLDERS

	Per CONTROPUNTA *For Tailstock*						
MACCHINA	**Art.**	**Figura**	**D**	**d**	**L**	**H**	**Art.**
GIORGI GM.20 - 25 - 32	**2177**	1	88	25	82	15	**0503**
ITS 26	**2177**	1	88	25	82	15	**0503**
ITS 36 - 42	**2144**	1	125	40	158	20	**0664**
SAIC A.26 - 30 - 32	**2177**	1	88	25	82	15	**0503**
SAIC B.26 - 30	**2177**	1	88	25	82	15	**0503**
SAIC A.30	**1979**	1	95	25	93	15	**0660**
SAIC B.45	**2144**	1	125	40	158	20	**0664**
SAIC B.45 - 3 Mandrini	**2189**	1	125	40	85	15	——
TRAUB A.15 - 20 - 25	**1979**	1	95	25	93	15	**0660**
TRAUB TD.16 - 26 - 36	**1995**	1	110	30	132	12,5	——
TRAUB A.36 - 42 - 60	**2144**	1	125	40	158	20	**0664**
TRAUB TB.30 - 42 - 60	**2164**	1	125	35	158	20	**0664**

	Per APERTURA - CHIUSURA PINZA *For Open - Close Collet*									
MACCHINA	**Art.**	**Figura**	**D**	**d**	**L**	**C**	**S**	**Art.**	**Art.**	**Art.**
SAIC B.26 - 30	**1834**	2	80	22	52	74	10	**0636**	**0637**	**0638**
STROHM 125	**2008**	3	64	22	27	——	——	——	——	——
STROHM 205 - 255	**1020**	3	86	28	35	——	——	——	——	——
TRAUB A.15 - 20 - 25	**1832**	2	80	20	52	74	10	**0636**	**0637**	**0638**
TRAUB TD.16 - 26 - 36	**2157**	2	115	30	73	110	54	——	——	——
TRAUB A.36 - 42 - 60	**2168**	2	120	28	72	110	15	**2394**	**2395**	**2396**
TRAUB TB.30 - 42 - 60	**2176**	2	140	30	92	130	15	**1443**	**1444**	**1445**
TRAUB TB.30 - 42 - 60	**2167**	2	140	35	80	130	15	**1443**	**1444**	**1445**

	Per TORNITURA LONGITUDINALE *For Longitudinal Turning*						
MACCHINA	**Art.**	**Figura**	**D**	**d**	**L**	**H**	**Art.**
GIORGI GM.20 - 25 - 32	**1432**	4	60	25	30	10	**0661**
ITS 26	**1432**	4	60	25	30	10	**0661**
SAIC B.26 - 30	**1432**	4	60	25	30	10	**0661**
TRAUB A.15 - 20 - 25	**1432**	4	60	25	30	10	**0661**
TRAUB TD.16 - 26 - 36	**1463**	5	40	30	19	——	——
TRAUB A.36 - 42 - 60	**2152**	6	95	32	100	15	**0665**
TRAUB TB.30 - 42 - 60	**2164**	1	125	35	158	20	**0664**

	Per APPARECCHIO FORO-FILETTO *For Drill - Thread Device*						
MACCHINA	**Art.**	**Figura**	**D**	**d**	**L**	**H**	**Art.**
ITS 26 (D = 84)	**1310**	6	84	25	28	11	**1521**
ITS 26 (D = 88)	**1246**	6	88	25	39	15	**1531**
SAIC B.26 - 30	**1310**	6	84	25	28	11	**1521**
SAIC A.30	**1979**	1	95	25	93	15	**1555**
TRAUB A.15 - 20 - 25	**1979**	1	95	25	93	15	**1555**

CAMME A DISCO PER CARRI TRASVERSALI E VERTICALI

DISK CAMS FOR CROSSWISE AND VERTICAL SLIDES

MACCHINA	CARRI	Art.	D	d	S
CASER TA.26 - 30	Trasversali - Verticali	**0658**	76	30	10
CASER TA.42 - 45 - 50	Trasversali - Verticali	**0662**	96	40	12
FEINLER FA.10 - 15	Trasversali - Verticali	**0658**	76	30	10
GIORGI GM. 20 - 25	Trasversali	**0658**	76	30	10
GIORGI GM. 30 - 32	Trasversali	**0658**	76	30	10
ITS 26	Trasversali	**0658**	76	30	10
ITS 26	Verticali	**0502**	80	46	10
ITS 36 - 42 - 60	Trasversali - Verticali	**0675**	130	45	12
SAIC A.26 - 30 - 32	Trasversali - Verticali	**0658**	76	30	10
SAIC B.26 - 30	Trasversali	**0658**	76	30	10
SAIC B.26 - 30	Verticali	**0502**	80	46	10
SAIC B.45	Trasversali	**0662**	96	40	12
TRAUB A.15 - 20 - 25	Trasversali	**0658**	76	30	10
TRAUB A.15 - 20 - 25	Verticali	**0659**	90	45	10
TRAUB A.26	Trasversali - Verticali	**0662**	96	40	12
TRAUB A.36 - 42 - 60	Trasversali	**0662**	96	40	12
TRAUB A.36 - 42 - 60	Verticali	**0663**	118	58	12
TRAUB TB.30 - 42 - 60	Trasversali - Verticali	**0657**	160	45	12

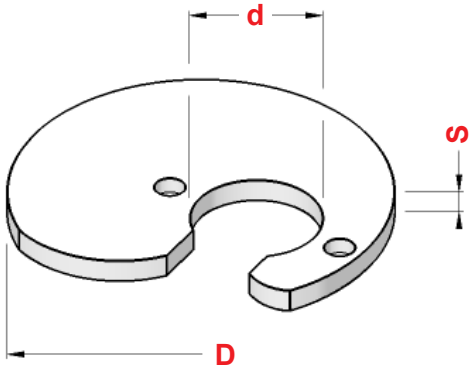

Sul listino sono elencati tutti i **GRADI** e le **CORSE** disponibili a magazzino

On price list are listed all **DEGREES** and **STROKES** *available on stock*

CAMME A DISCO PER RIBALTAMENTO APPARECCHIO FORO-FILETTI

DISK CAMS FOR DRILL-THREAD DEVICE

MACCHINA	Art.	Gradi	Corsa	D	d	S	Figura
ITS 26	**1581**	120° - 150° 180° - 220°	0	106	30	12	1
SAIC B.26 - 30	**1582**	120° - 150° 180° - 220°	0	88	30	10	1

MACCHINA	Art.	Gradi	Corsa	D	d	S	Figura
TRAUB A.15 - 20 - 25	**0514**	------	------	90	36	5	2
TRAUB A.15 - 20 - 25	**0515**	------	------	90	36	5	3

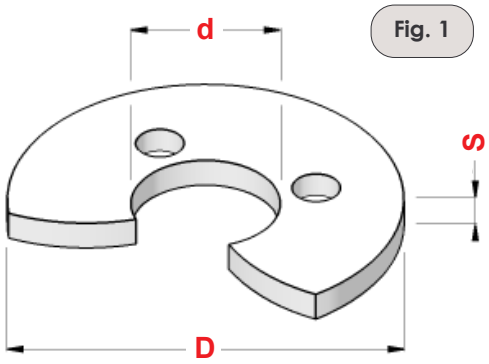

Fig. 1

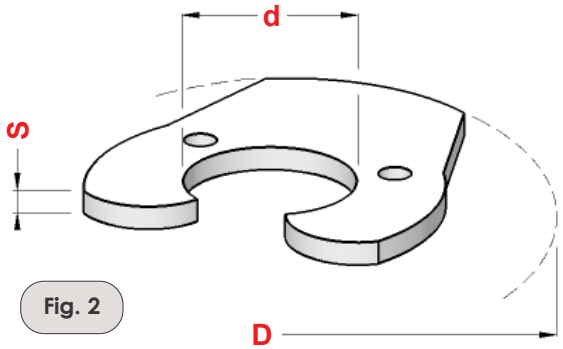

Fig. 2

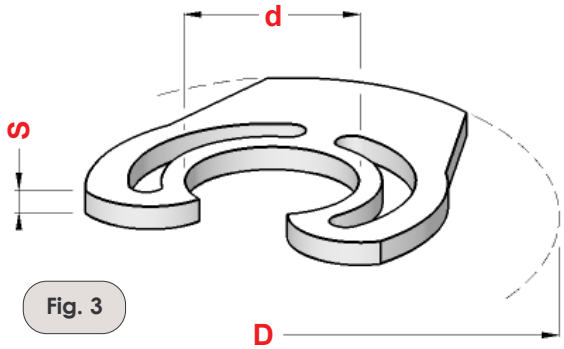

Fig. 3

CAMME PER FERMO BARRA
DISK CAMS FOR BAR STOP

MACCHINA	Art.	Gradi	R	d	Figura
GIORGI GM. 20 - 25 - 30 - 32	**1130**	46°	36	30	1
ITS 26	**1130**	46°	36	30	1
SAIC B.26 - 30	**1130**	46°	36	30	1
SAIC B.45	**0517**	42°	47	40	1
TRAUB A.15 - 20 - 25	**0516**	46°	36	30	1
TRAUB A.36 - 42 - 60	**0517**	42°	47	40	1
TRAUB TB.30 - 42 - 60	**0596**	48°	80	45	2

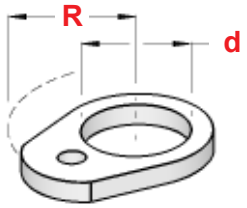

Fig. 1

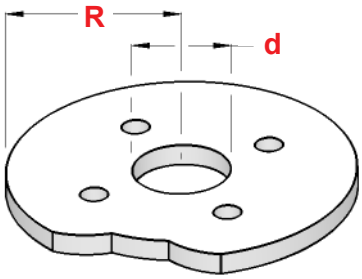

Fig. 2

CAMME PER APERTURA e CHIUSURA PINZA
RING CAMS FOR COLLET OPEN-CLOSE

MACCHINA	Art.	H	I	Figura
GIORGI GM. 20 - 25 - 30 - 32				
ITS 26				
SAIC A.26 - 30 - 32	**0636**	24	11	1
SAIC B.26 - 30				
TRAUB A.15 - 20 - 25				
TRAUB A.36 - 42 - 60	**2394**	32	12,5	1
TRAUB TB.30 - 42 - 60	**1443**	42,5	12,5	1

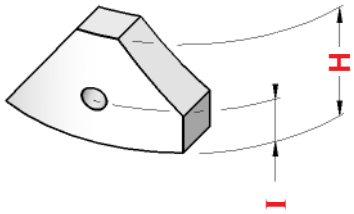

Camma Contro
Counter Cam
Fig. 1

MACCHINA	Art.	H	I	Figura
GIORGI GM. 20 - 25 - 30 - 32				
ITS 26				
SAIC A.26 - 30 - 32	**0637**	29	11	2
SAIC B.26 - 30				
TRAUB A.15 - 20 - 25				
TRAUB A.36 - 42 - 60	**2395**	39	12,5	2
TRAUB TB.30 - 42 - 60	**1444**	47	12,5	2

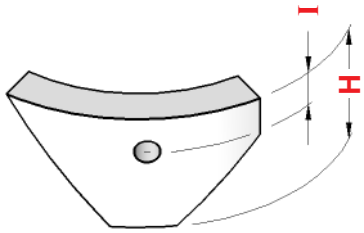

Camma Apertura
Opening Cam
Fig. 2

MACCHINA	Art.	H	I	Figura
GIORGI GM. 20 - 25 - 30 - 32				
ITS 26				
SAIC A.26 - 30 - 32	**0638**	32	11	3
SAIC B.26 - 30				
TRAUB A.15 - 20 - 25				
TRAUB A.36 - 42 - 60	**2396**	35	12,5	3
TRAUB TB.30 - 42 - 60	**1445**	49	12,5	3

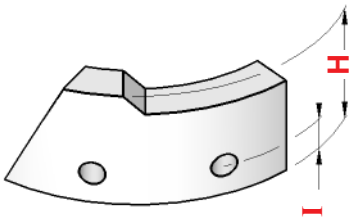

Camma Chiusura
Closing Cam
Fig. 3

CAMME PER CONTROPUNTA A FORARE
RING CAMS FOR BORE TAILSTOCK

MACCHINA	Art.	D	d	I
GIORGI GM. 20 - 25 - 30 - 32	**0503**	108	88	15
ITS 26	**0503**	108	88	15
ITS 36 - 42 - 60	**0664**	150	125	20
SAIC A.26 - 30 - 32	**0503**	108	88	15
SAIC B.26 - 30	**0503**	108	88	15
SAIC B.45	**0664**	150	125	20
TRAUB A.15 - 20 - 25	**0660**	115	95	15
TRAUB A.36 - 42 - 60	**0664**	150	125	20
TRAUB TB.30 - 42 - 60	**0664**	150	125	20

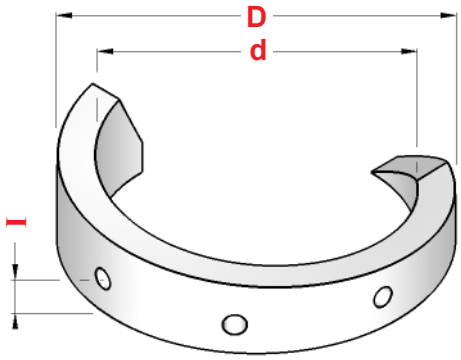

Sul listino sono elencati tutti i **GRADI** e le **CORSE** disponibili

On price list are listed all **DEGREES** *and* **STROKES** *available*

CAMME PER RITORNO CONTROPUNTA
RING CAMS FOR TAILSTOCK RETURN

MACCHINA	Art.	Gradi	H	I
GIORGI GM. 20 - 25 - 30 - 32	**0507**	56°	62	20
ITS 26	**0507**	56°	62	20
ITS 36 - 42 - 60	**0512**	90°	125	20
SAIC A.26 - 30 - 32 / B.26 - 30	**0507**	56°	62	20
SAIC B.45	**0512**	90°	125	20
TRAUB A.15 - 20 - 25	**0511**	60°	70	20
TRAUB A.36 - 42 - 60	**0512**	90°	125	20
TRAUB TD.16 - 26 - 36	**0685**	90°	112	20

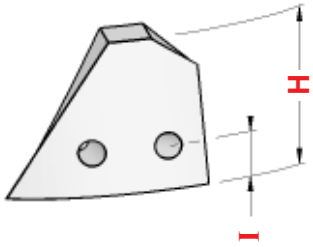

CAMME PER TORNITURA LONGITUDINALE
RING CAMS FOR LONGITUDINAL TURNING

MACCHINA	Art.	D	d	I
CASER TA 26 - 30	**0661**	80	60	10
GIORGI GM. 20 - 25 - 30 - 32	**0661**	80	60	10
ITS 26	**0661**	80	60	10
ITS 36 - 42 - 60	**0665**	115	95	15
SAIC A.26 - 30 - 32	**0661**	80	60	10
SAIC B.26 - 30	**0661**	80	60	10
TRAUB A.15 - 20 - 25	**0661**	80	60	10
TRAUB A.36 - 42 - 60	**0665**	115	95	15
TRAUB TB.30 - 42 - 60	**0664**	150	125	20

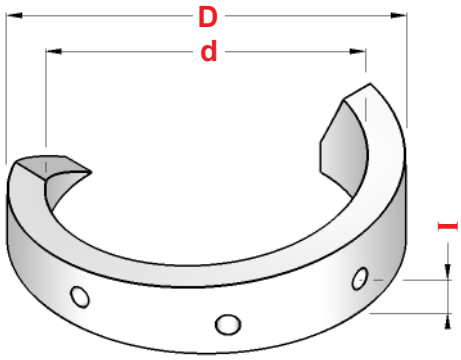

Sul listino sono elencati tutti i **GRADI** e le **CORSE** disponibili

On price list are listed all **DEGREES** *and* **STROKES** *available*

CAMME PER RITORNO TORNITURA LONGITUDINALE
RING CAMS FOR LONGITUDINAL TURNING RETURN

MACCHINA	Art.	Gradi	H	I
CASER TA 26 - 30	**0505**	50°	49	10
GIORGI GM. 20 - 25 - 30 - 32	**0505**	50°	49	10
ITS 26	**0505**	50°	49	10
ITS 36 - 42 - 60	**0506**	90°	125	20
SAIC A.26 - 30 - 32 / B.26 - 30	**0505**	50°	49	10
SAIC B.45	**0506**	90°	125	20
TRAUB A.15 - 20 - 25	**0505**	50°	49	10

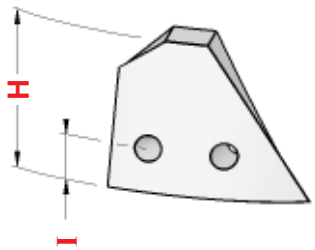

CAMME PER FORARE - APPARECCHIO FORO-FILETTI

DRILLING RING CAMS FOR DRILL-THREAD DEVICE

MACCHINA	Art.	D	d	I
GIORGI GM. 20 - 25 - 30 - 32	**1510**	104	80	11
ITS 26 (d = 84)	**1521**	108	84	11
ITS 26 (d = 88)	**1531**	108	88	15
SAIC A.26 - 30 - 32	**1521**	108	84	11
SAIC B.26 - 30	**1521**	108	84	11
TRAUB A.15 - 20 - 25	**1555**	115	95	15

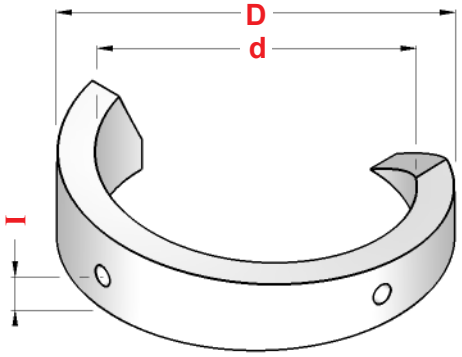

Sul listino sono elencati tutti i **GRADI** e le **CORSE** disponibili

On price list are listed all **DEGREES** and **STROKES** *available*

CAMME PER IMBOCCO FILETTO - APPARECCHIO FORO-FILETTI

THREAD ENTRANCE CAMS FOR DRILL-THREAD DEVICE

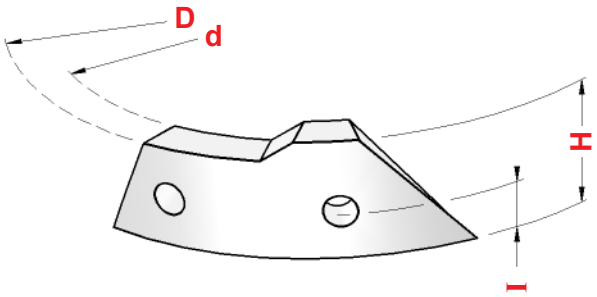

MACCHINA	Art.	Gradi	D	d	I	H
GIORGI GM. 20 - 25 - 30 - 32	**1579**	40° 50° 60° 70° 80°	104	80	11	24
ITS 26 (d = 84)	**1585**	40° 50° 60° 70° 80° 100°	108	84	11	30
ITS 26 (d = 88)	**1587**	40° 50° 60° 80°	108	88	15	30
SAIC A.26 - 30 - 32 SAIC B.26 - 30	**1585**	40° 50° 60° 70° 80° 100°	108	84	11	30
TRAUB A.15 - 20 - 25	**1588**	40° 50° 60° 70° 80° 100°	115	95	15	30

DISCHI IN ACCIAIO PER CAMME

STEEL DISKS FOR CAMS

Art.	D	d	S
2671 078030	78	30	10
2671 088030	88	30	10
2671 090045	90	45	10
2671 098040	98	40	12
2671 100028	100	28	8
2671 106030	106	30	12
2671 110020	110	20	8
2671 115030	115	30	6
2671 118058	118	58	12
2671 120020	120	20	8
2671 120028	120	28	8
2671 120030	120	30	7
2671 125020	125	20	8
2671 125028	125	28	8
2671 125032	125	32	8
2671 125042	125	42	8
2671 130030	130	30	6
2671 130045	130	45	12
2671 140020	140	20	8
2671 140036	140	36	8
2671 150040	150	40	10
2671 150050	150	50	10
2671 156028	156	28	8
2671 160026	160	26	10
2671 160032	160	32	8
2671 160040	160	40	10
2671 160045	160	45	12
2671 166032	166	32	8
2671 175035	175	35	10
2671 180020	180	20	8
2671 200026	200	26	10
2671 200030	200	30	10
2671 200032	200	32	8
2671 200036	200	36	8
2671 200040	200	40	10
2671 240040	240	40	10
2671 260026	260	26	10

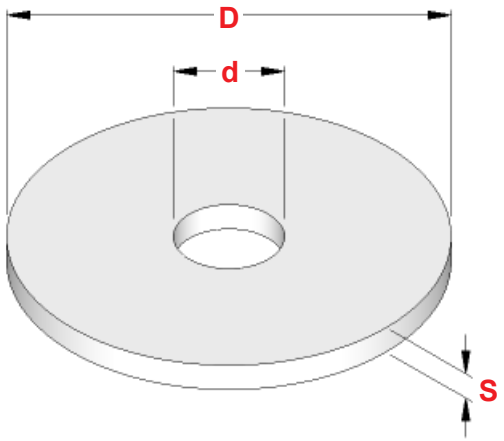

DISCHI IN GHISA PER CAMME

CAST IRON DISKS FOR CAMS

Art.	D	d	S
2672 120020	120	20	8
2672 120028	120	28	8
2672 125020	125	20	8
2672 125028	125	28	8
2672 150050	150	50	10
2672 156028	156	28	8
2672 160026	160	26	10
2672 175035	175	35	10
2672 180020	180	20	8
2672 200026	200	26	10
2672 205050	205	50	10
2672 260026	260	26	10

ANELLI IN ACCIAIO PER CAMME

STEEL RINGS FOR CAMS

Art.	H	D	d
2673 060040	40	80	60
2673 060050	50		
2673 060060	60		
2673 060070	70		
2673 060080	80		
2673 078050	50	99	78
2673 078060	60		
2673 078070	70		
2673 078080	80		
2673 080030	30	104	80
2673 080040	40		
2673 080050	50		
2673 080080	80		
2673 080100	100		
2673 084030	30	108	84
2673 084040	40		
2673 084050	50		
2673 084060	60		
2673 084070	70		
2673 084080	80		
2673 084090	90		
2673 088040	40	108	88
2673 088050	50		
2673 088060	60		
2673 088070	70		
2673 088080	80		
2673 088090	90		
2673 088100	100		
2673 088110	110		
2673 088120	120		

segue

Art.	H	D	d
2673 095040	40	115	95
2673 095050	50		
2673 095060	60		
2673 095070	70		
2673 095080	80		
2673 095090	90		
2673 095100	100		
2673 095110	110		
2673 095120	120		
2673 104050	50	120	104
2673 110040	40	130	110
2673 110050	50		
2673 110060	60		
2673 110070	70		
2673 110080	80		
2673 110090	90		
2673 110100	100		
2673 110110	110		
2673 110120	120		
2673 125050	50	150	125
2673 125060	60		
2673 125070	70		
2673 125080	80		
2673 125090	90		
2673 125100	100		
2673 125110	110		
2673 125120	120		
2673 125130	130		
2673 125140	140		
2673 125150	150		

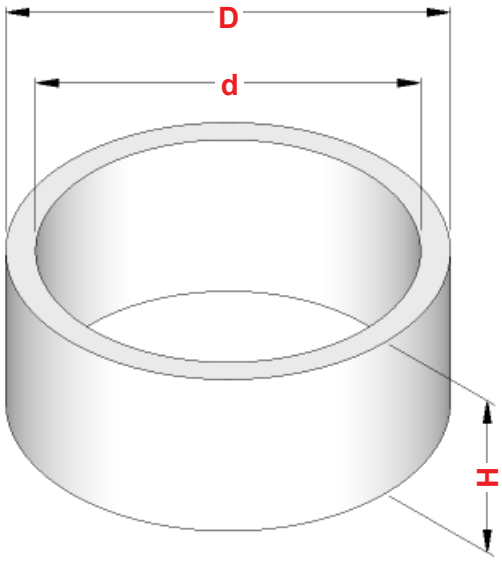

ANELLI IN GHISA PER CAMME

CAST IRON RINGS FOR CAMS

Art.	H	D	d
2674 104050	50	120	104
2674 136050	50	160	136
2674 176071	71	200	176

TASSELLI DI BLOCCAGGIO PER CAMME
CAM LOCKING DOWELS

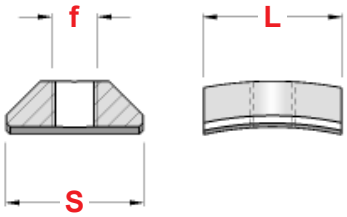

Fig. 1

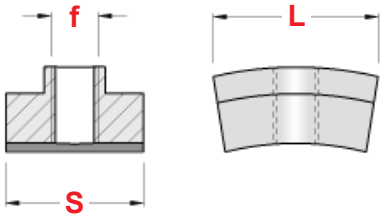

Fig. 2

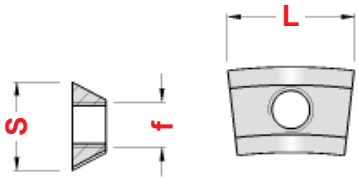

Fig. 3

MACCHINA	CAMME	Art.	f	S	L	Figura
CASER TA.26 - 30	Contropunta - Foro Filetto	**2578**	M 8	15,5	22	1
GIORGI GM.20 - 25 - 32	Contropunta	**2576**	M 6	15	22	1
GIORGI GM.20 - 25 - 32	Foro Filetto	**1137**	M 6	19	20	1
ITS 26	Contropunta - Foro Filetto	**2576**	M 6	15	22	1
ITS 36 - 42 - 60	Contropunta - Torretta	**2658**	M 8	16	29	2
SAIC B.26 - 30	Contropunta - Foro Filetto	**2576**	M 6	15	22	1
STROHM 75 - 105 - 125	Apparecchio 3 Mandrini	**1144**	M 5	11,2	14	1
STROHM 75 - 105 - 125	Apparecchio 3 Mandrini	**1145**	M 6	11,2	14	1
STROHM 75 - 105 - 125	Carri Verticali	**1146**	M 6	11,5	15	3
STROHM 205 - 255	Apparecchio 3 Mandrini	**1197**	M 8	21	24	1
TRAUB A.15 - 20 - 25	Contropunta - Foro Filetto	**1147**	M 6	18	18	1
TRAUB TD.16 - 26 - 36	Contropunta	**1147**	M 6	18	18	1
TRAUB A.36 - 42 - 60	Contropunta - Torretta	**1148**	M 8	20	24	1
TRAUB TB.30 - 42 - 60	Contropunta - Torretta	**1148**	M 8	20	24	1

SPINTORI PER CAMME STROHM 75 - 105 - 125
CAM PUSHERS FOR STROHM 75 - 105 - 125

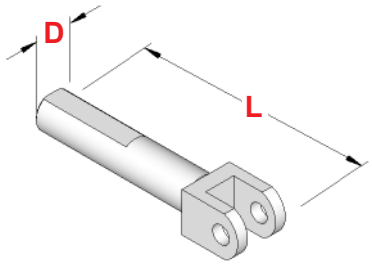

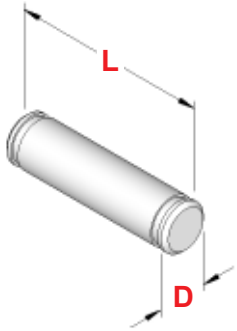

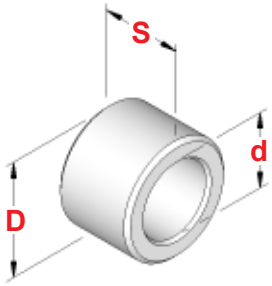

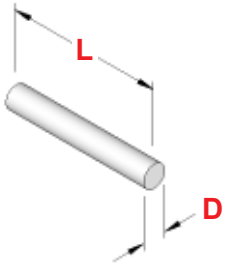

MACCHINA	Posizione	Art.	D	L	Art.	D	L	Art.	D	d	S	Art.	D	L
STROHM 75-105-125	Fantina	**1191**	12	75	**0288**	6	23	**1193**	14,25	9,25	10	**0442**	1,5	9,8

TASTATORI IN ACCIAIO
STEEL TASTERS

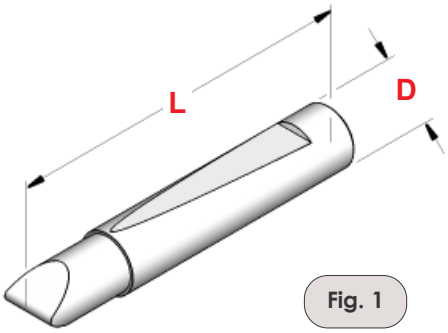

Fig. 1

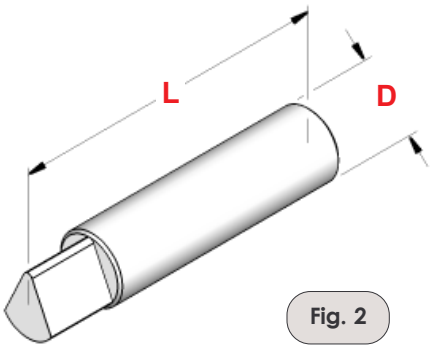

Fig. 2

MACCHINA	CARRI	Art.	D	L	Figura
GIORGI GM.20 - 25 - 32	Verticali - Orizzontali	**1244**	10	60	1
ITS 26	Verticali - Orizzontali	**1244**	10	60	1
ITS 26	Tornitura Longitudinale	**0224**	12	55	2
ITS 36 - 42 - 60	Verticali - Orizzontali	**1209**	12	75	1
SAIC B.26 - 30	Verticali - Orizzontali	**1244**	10	60	1
SAIC B.26 - 30	Tornitura Longitudinale	**0224**	12	55	2
SAIC B.45	Verticali - Orizzontali	**1209**	12	72	1
TRAUB A.15 - 20 - 25	Verticali - Orizzontali	**1244**	10	60	1
TRAUB A.15 - 20 - 25	Tornitura Longitudinale	**0224**	12	55	2
TRAUB A.36 - 42 - 60	Verticali - Orizzontali	**1209**	12	72	1
TRAUB A.36 - 42 - 60	Tornitura Longitudinale	**0294**	14	65	2
TRAUB TD.16 - 26 - 36	Verticali - Orizzontali	**1244**	10	60	1
TRAUB TB.30 - 42 - 60	Verticali	**1209**	12	72	1
TRAUB TB.30 - 42 - 60	Orizzontali	**0567**	16	60	1

TASTATORI CON METALLO DURO
TASTERS WITH SOLID CARBIDE

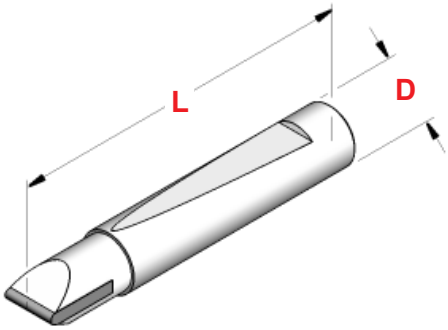

MACCHINA	CARRI	Art.	D	L
BECHLER AR.10	Verticali - Orizzontali	**1669**	10	65
GIORGI GM.20 - 25 - 32	Verticali - Orizzontali	**1670**	10	60
ITS 26	Verticali - Orizzontali	**1670**	10	60
ITS 36 - 42 - 60	Verticali - Orizzontali	**1671**	12	75
SAIC B.26 - 30	Verticali - Orizzontali	**1670**	10	60
SAIC B.45	Verticali - Orizzontali	**1671**	12	75
STROHM 125	Verticali - Orizzontali	**1673**	7	27
TRAUB A.15 - 20 - 25	Verticali - Orizzontali	**1670**	10	60
TRAUB A.36 - 42 - 60	Verticali - Orizzontali	**1671**	12	75
TRAUB TD.16 - 26 - 36	Verticali - Orizzontali	**1670**	10	60
TRAUB TB.30 - 42 - 60	Verticali - Orizzontali	**1671**	12	75

PERNI E RULLI PER CAMME

PINS AND ROLLERS FOR CAMS

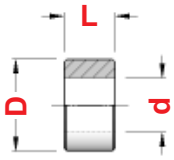

Fig. 1

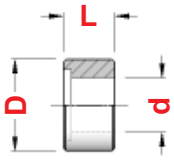

Fig. 2

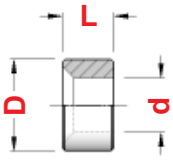

Fig. 3

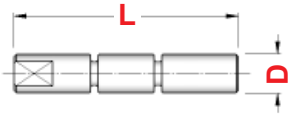

Fig. 4

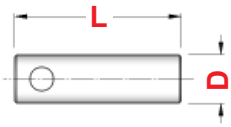

Fig. 5

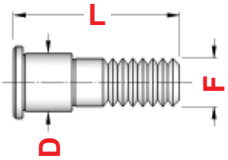

Fig. 6

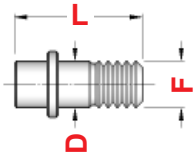

Fig. 7

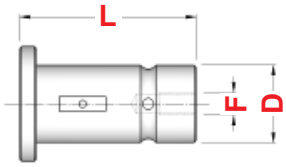

Fig. 8

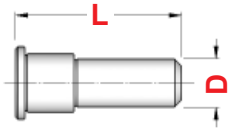

Fig. 9



Fig. 10

		Perno *Pin*					Rullo *Roller*					Completo *Complete*
MACCHINA	**Posizione**	**Art.**	**D**	**L**	**F**	**Fig.**	**Art.**	**D**	**d**	**S**	**Fig.**	**Art.**
ATA 25 - 40	Torretta / Carri	**2669**	10	40	—	4	**2668**	17	10	14	1	—
BROWN & SHARPE 00	Carri	**0088**	6,35	28,5	—	5	**0287**	12,7	6,35	9,5	1	—
CASER TA.26 - 30	Contropunta etc.	**1066**	12	26	10x1	6	**0057**	18	12	11	1	—
DAR 46	Carri	**0329**	8	30	—	4	**0109**	18	8	12	1	—
	Torretta	**0360**	8	47	—	4	**1123**	18	8	14	1	—
FEINLER FA.10 - 15	Contropunta	**2760**	10	29,5	M10	7	**0534**	18	10	10	1	—
	Ap.Ch. Pinza	**2797**	10	34	M10	7	**0234**	16	8	8	1	—
GILDEMEISTER AS.32	Carri	**2608**	18	40	M5	8	**2609**	29,5	18	13	2	—
GILDEMEISTER AS.48	Carri	**3201**	20	45	M6	8	**3202**	30	20	15	2	—
GIORGI GM.20 - 25 - 32	Contropunta Ap.Ch. Pinza	**0626**	11	36	M10	6	**0627**	17	11	14	2	—
INDEX ON.12 - DG.12	Torretta / Carri	**1801**	6	28	—	4	**0346**	14	6	8	1	—
INDEX ON.12 - OR.12	Carri	—	—	—	—	—	**0234**	16	8	8	1	—
INDEX 12 - 18 - 25	Torretta / Carri	**1589**	6	36	—	4	**0213**	14	6	12	1	—
	Torretta / Carri	**1590**	6	40	—	4	**0213**	14	6	12	1	—
INDEX 24 - C.19 - C.29	Torretta / Carri	**2701**	7	40	—	4	**2702**	16	7	12	1	—
INDEX 36 - 42 - 52	Torretta / Carri	**0360**	8	47	—	4	**1123**	18	8	14	1	—
INDEX B.30 - 42 - 60	Torretta / Carri	**0360**	8	47	—	4	**1123**	18	8	14	1	—
INDEX OR.12 - DG.12	Doppio Scatto Torr.	—	7	22	6x0,75	6	**2855**	10,8	7	7	1	**1698**
INDEX 12 - 18 - 25 - C.19	Doppio Scatto Torr.	—	9	24	6x0,75	6	**0127**	12,8	9	8	1	**0124**
INDEX 24 - 36 - 42 - 52	Doppio Scatto Torr.	—	12	32	8x1	6	**0265**	17,8	12	10	1	**0264**
INDEX B.30 - 42 - 60	Doppio Scatto Torr.	—	12	32	8x1	6	**0265**	17,8	12	10	1	**0264**
ITS 26	Contropunta Ap.Ch. Pinza	**1955**	10	37	—	9	**0627**	17	11	14	2	—
	Contropunta	**2732**	12	42	—	10	**2734**	18	12	12	3	—
	Ap.Ch. Pinza	**0052**	10	41,3	—	9	**0528**	17	12	13	2	—
ITS 36 - 42 - 60	Torretta	**2732**	12	42	—	10	**2734**	18	12	12	3	—
	Contropunta Ap.Ch. Pinza	**2733**	12	66	—	10	**2734**	18	12	12	3	—
LOGOS L.42 - 52	Torretta / Carri	**0329**	8	30	—	4	**0109**	18	8	12	1	—

segue

segue

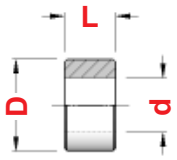

Fig. 1

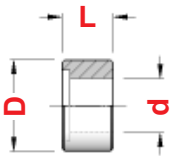

Fig. 2

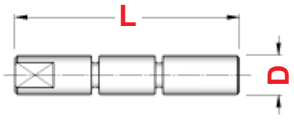

Fig. 4

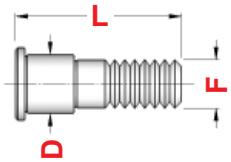

Fig. 6

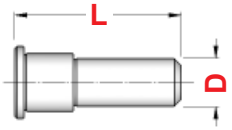

Fig. 9

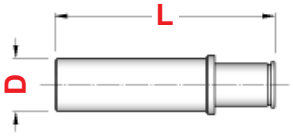

Fig. 11

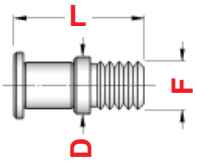

Fig. 12

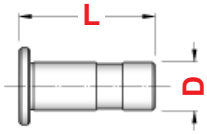

Fig. 13

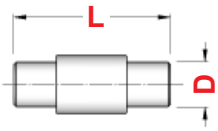

Fig. 14

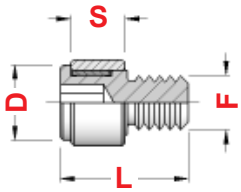

Completo

MACCHINA	Posizione	Perno *Pin* Art.	D	L	F	Fig.	Rullo *Roller* Art.	D	d	S	Fig.	Rullini *Needle Roller* Art.	D	L	Completo *Complete* Art.
MAS 32 - 40 - 50	Torretta / Carri	**2669**	10	40	—	4	**2668**	17	10	14	1	—	—	—	—
SAIC B.26 - 30	Ap.Ch. Pinza	**1955**	10	37	—	9	**0627**	17	11	14	2	—	—	—	—
	Contropunta Foro-Filetto	**1158**	12	30	M10	6	**1159**	18	12	10	2	—	—	—	—
	Ap.Ch. Pinza	**0052**	10	41,3	—	9	**0528**	17	12	13	2	—	—	—	—
	Tornitura Longit.	—	12	52	—	11	**1577**	16	12	10	1	—	—	—	**0293**
SAIC A.30	Contropunta Ap.Ch. Pinza	**1162**	12	24	M10	6	**1577**	16	12	10	1	—	—	—	—
	Contropunta Ap.Ch. Pinza	**0483**	12	23	M10	12	**1577**	16	12	10	1	**0478**	1	6,8	**1699**
SAIC B.45	Contropunta Ap.Ch. Pinza	**2050**	18	44	M14	6	**2051**	24,5	18	14	2	—	—	—	—
SKODA A.50A	Torretta / Carri	**2669**	10	40	—	4	**2668**	17	10	14	1	—	—	—	—
TAREX L.42 - 52	Torretta / Carri	**0058**	8	42	—	4	**0374**	18	8	18	1	—	—	—	—
TAREX H.64	Torretta	**2654**	10	28,5	M8	6	—	20	10	10	1	—	—	—	—
TRAUB A.15 - 20 - 25	Tornitura Longit.	—	12	52	—	11	**1577**	16	12	10	1	—	—	—	**0293**
	Foro-Filetto	**1162**	12	24	M10	6	**1577**	16	12	10	1	—	—	—	—
	Foro-Filetto	**0483**	12	23	M10	12	**1577**	16	12	10	1	**0478**	1	6,8	**1699**
	Contropunta Ap.Ch. Pinza	**1700**	12	35	M10	6	**1577**	16	12	10	1	—	—	—	—
TRAUB TD.16 - 26 - 36	Torretta Ap.Ch. Pinza	**0463**	10	28	—	13	**1959**	20	10	8	1	—	—	—	—
	Torretta Ap.Ch. Pinza	**0463**	10	28	—	13	**0494**	20	13	8	1	**0495**	1,5	7,8	**1988**
	Guida Asta Torretta	**0330**	8	33	—	14	**0331**	12	8	10	—	—	—	—	—
	Spina di Sicurezza	**0397**	4	32	—	4	—	—	—	—	—	—	—	—	—
TRAUB A.36 - 42 - 60	Tornitura Longit.	—	14	52	—	11	**1577**	16	12	10	1	—	—	—	**1210**
	Contropunta	**1161**	15	36	M12	6	**1574**	20	15	11	1	—	—	—	—
	Contropunta Ap.Ch. Pinza	**1160**	15	40	M12	6	**1575**	25	15	14	2	—	—	—	—
TRAUB TB.30 - 42 - 60	Fermo Barra Vert.	**0483**	12	23	M10	12	**1577**	16	12	10	1	**0478**	1	6,8	**1699**
	Torretta Ap.Ch. Pinza etc.	**1683**	15	34	M12	12	**1684**	22	15	12	2	**0410**	1,5	11,8	**0551**
	Guida Asta Torretta	**0330**	8	33	—	14	**0331**	12	8	10	—	—	—	—	—

DISPOSITIVO DI APERTURA E CHIUSURA PINZA TRAUB E SAIC

OPENING-CLOSING COLLET DEVICE FOR TRAUB AND SAIC

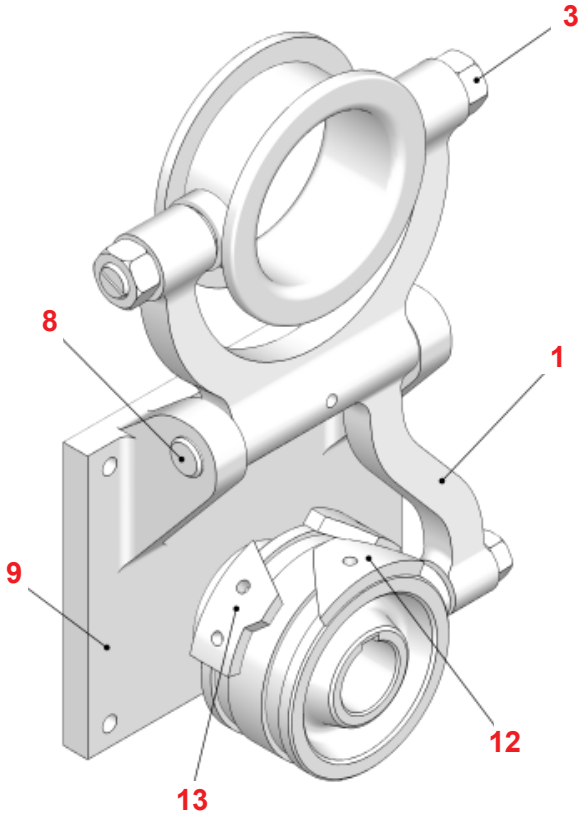

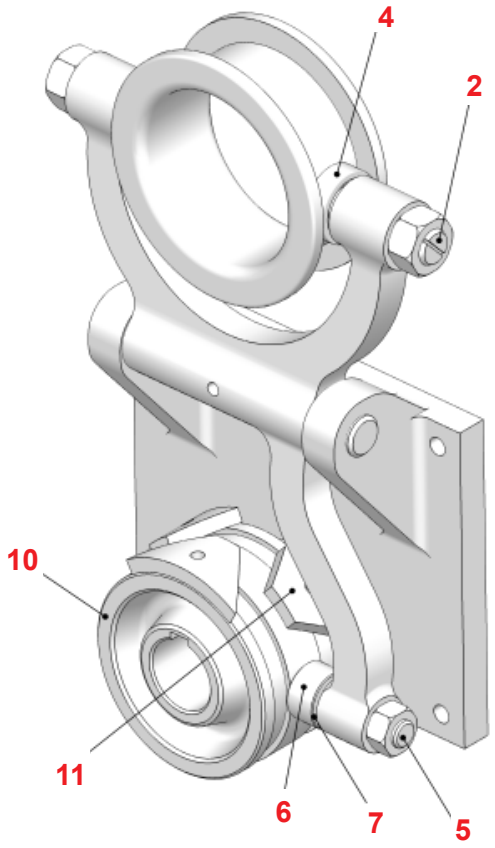

		TRAUB A.15 - 20 - 25	TRAUB A.36 - 42	TRAUB A.60	TRAUB TB.30 - 42	TRAUB TB.60	SAIC B.26 - 30	SAIC B.45
Pos.	**COMPONENTI**	**Art.**	**Art.**	**Art.**	**Art.**	**Art.**	**Art.**	**Art.**
1	Leva Forcella	1837	1838	1839	1302	1307	1478	1833
2	Perno Eccentrico per Cuscinetto	1168	1715	1715	2104	2104	1168	1715
3	Dado	1169	1717	1717	1717	1717	1169	1717
4	Cuscinetto	2360	2363	2363	2524	2524	2360	2363
5	Perno per Rullo	1700	1160	1160	1683	1683	1158	2050
6	Rullo	1577	1575	1575	1684	1684	1159	2051
7	Rullini	——	——	——	0410	0410	——	——
8	Spina Fulcro Leva	1599	1433	1433	1433	1433	——	——
9	Carter Supporto Leva	2188	1860	1860	2185	2185	2216	2232
10	Porta Camme	1832	2168	2168	2176	2176	1834	——
11	Camme Contro	0636	2394	2394	1443	1443	0636	——
12	Camme Apertura	0637	2395	2395	1444	1444	0637	——
13	Camme Chiusura	0638	2396	2396	1445	1445	0638	——

PERNI PORTA CUSCINETTO PER APERTURA E CHIUSURA PINZA TRAUB

SHAFT JOURNAL FOR OPENING-CLOSING COLLET FOR TRAUB

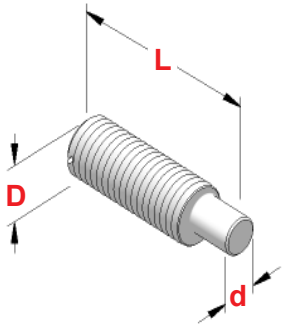

MACCHINA	Perno *Pin* Art.	D	d	L	Eccentrico
TRAUB A.15 - 20 - 25	**1168**	12 x 1	10	43	0,75
TRAUB A.36 - 42 - 60	**1715**	16 x 1	12	54	1,5
TRAUB TB.30 - 42 - 60	**2104**	16 x 1	10	54,5	1,5

PERNI PORTA CUSCINETTO PER APERTURA E CHIUSURA PINZA INDEX

SHAFT JOURNAL FOR OPENING-CLOSING COLLET FOR INDEX

Fig. 1

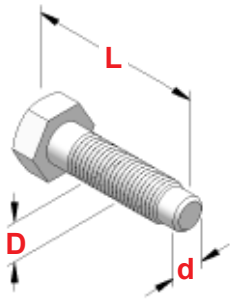

Fig. 2

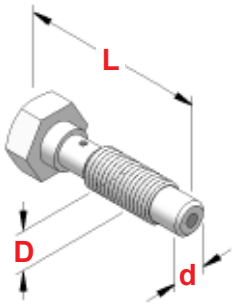

MACCHINA	Perno *Pin* Art.	D	d	L	Fig.
INDEX 12 - 18 - 25	**2541**	10 x 1	8	33	1
	2542	10 x 1	8	41	1
INDEX C.19	**2560**	10 x 1	8	45	2
	2561	10 x 1	8	49	1
INDEX 24 - 36 - 52	**2577**	12 x 1	10	34	1
	2584	12 x 1	10	45	1
INDEX C.29	**2590**	10 x 1	8	40	2
	2592	10 x 1	8	44	1
INDEX B.30 - 42	**2638**	12 x 1	10	53	1
	2639	12 x 1	10	53	2
INDEX B.60	**2663**	12 x 1	10	45	1
	2664	12 x 1	10	45	2

FERMO BARRA ORIZZONTALE

HORIZONTAL BAR STOP DEVICE

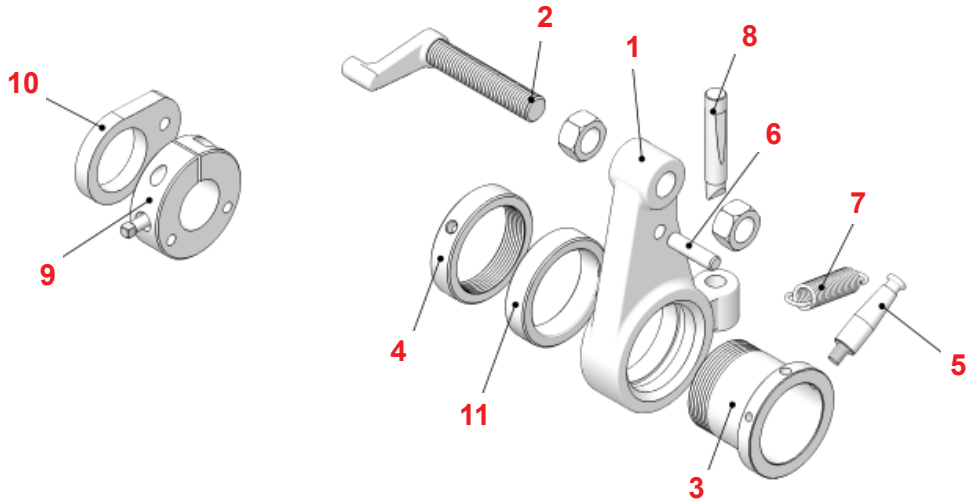

		TRAUB A.15 - 20 - 25			TRAUB A.36 - 42 - 60	SAIC B.26 ITS 26 GIORGI 25	
		Leva Diritta	Leva Curva	Leva Doppia	Leva Diritta	Leva Diritta	Leva Curva
Pos.	**COMPONENTI**	**Art.**	**Art.**	**Art.**	**Art.**	**Art.**	**Art.**
1	Leva	1841	1844	1840	1843	1841	1844
2	Puntalino Fermo Barra	0987	0981	0987	0982	0987	0981
3	Bussola per Leva	1473	1473	1473	1474	1473	1473
4	Ghiera di Registro	1523	1523	1523	1268	1523	1523
5	Perno Lungo Tendi Molla	1155	1155	1155	1155	1155	1155
6	Perno Corto Tendi Molla	0588	0588	0588	0299	0588	0588
7	Molla di Trazione	0012	0012	0012	0027	0012	0012
8	Tastatore	1244	1244	1244	1209	1244	1244
9	Porta Camma	1430	1430	1430	1345	1430	1430
10	Camma	0516	0516	0516	0517	0516	0516
11	Anello di Battuta per Bussola	1178	1178	1178	1248	1178	1178

FERMO BARRA VERTICALE

VERTICAL BAR STOP DEVICE

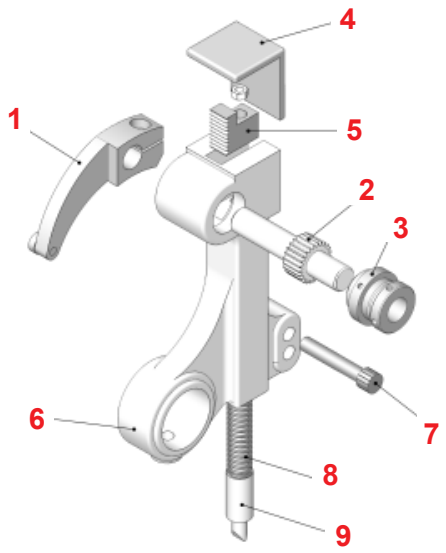

		TRAUB A.15 - 20 - 25	SAIC B.26 - 30 ITS 26 GIORGI 25
Pos.	**COMPONENTI**	**Art.**	**Art.**
1	Puntalino Fermo Barra	4002	4002
2	Pignone	——	——
3	Ghiera di Registro	4003	4003
4	Lamierino di Protezione	——	——
5	Cremagliera	4005	4005
6	Corpo Fusione	——	——
7	Perno Fissaggio Fusione	4007	4007
8	Molla Ritorno Tastatore	0448	0448
9	Tastatore	4006	4006

FERMO BARRA VERTICALE TRAUB

VERTICAL BAR STOP DEVICE FOR TRAUB TB

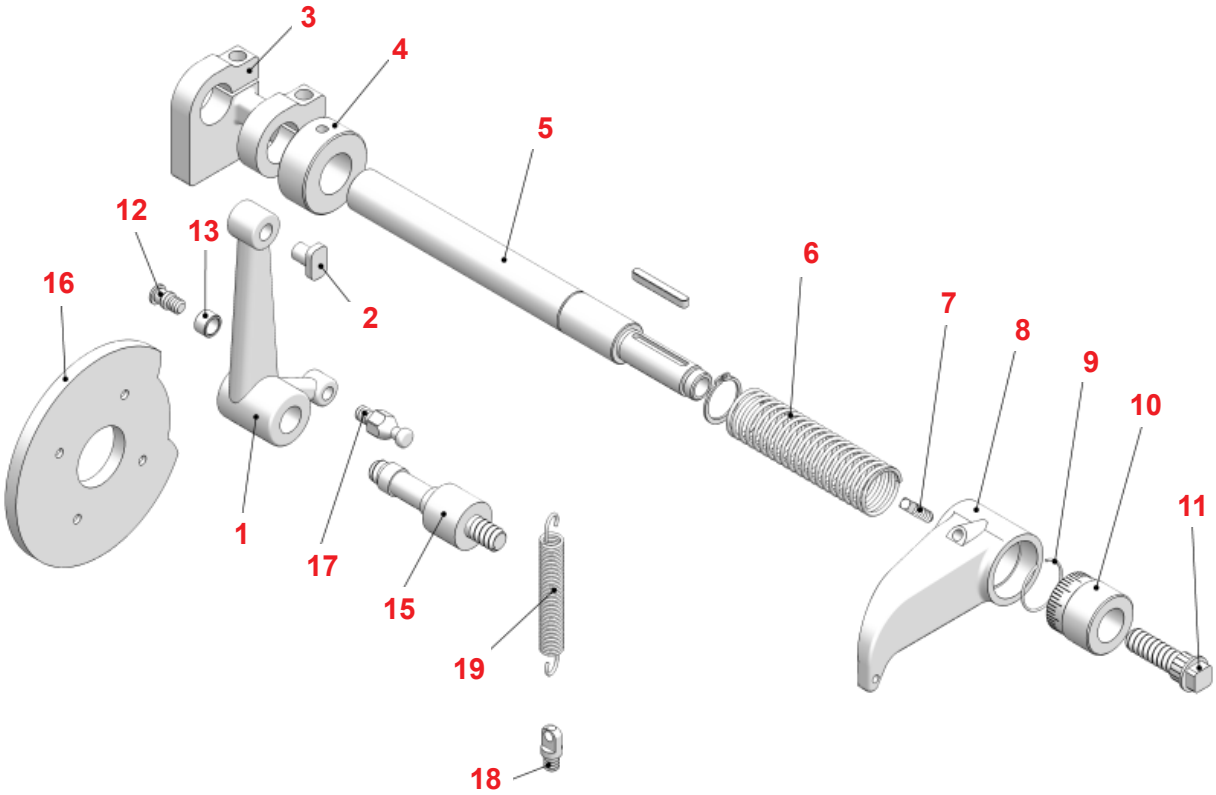

Pos.	COMPONENTI	TRAUB TB.30 - 42 - 60 Art.
1	Leva di Comando	1949
2	Pastiglia Pattino	1950
3	Morsetto	1951
4	Anello di Battuta	2493
5	Albero	2494
6	Molla	2607
7	Vite di Bloccaggio	2148 8x30
8	Fermo Barra	2615
9	Molla a Tazza	2696
10	Nonio Graduato	2704
11	Vite di Registro	2710
12	Perno per Rullo	0483
13	Rullo per Camma	1577
14	Rullini	0478
15	Spina Fulcro Leva	2711
16	Camma	0596
17	Perno 1 per Molla	1097
18	Perno 2 per Molla	1098
19	Molla di Trazione	2655

1 C

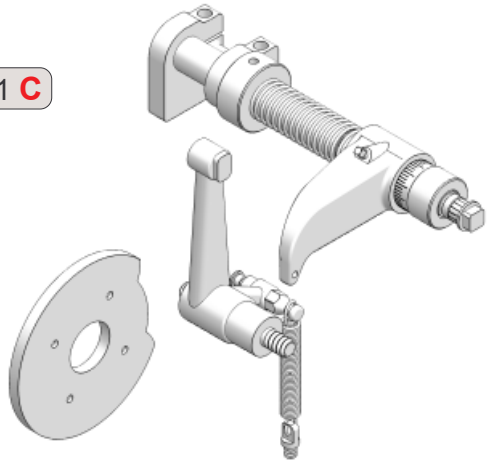

COMPLETI *COMPOUNDS* **C**

Pos.	COMPLETI	TRAUB TB.30 - 42 - 60 Art.
1 C	Completo Fermo Barra Verticale Posizioni da 1 a 19	7331

CONTROPUNTA
TAILSTOCK

Pos.	COMPONENTI	TRAUB A.15 - 20 - 25 Art.	TRAUB A.36 - 42 - 60 Art.	TRAUB TB.30 - 42 - 60 Art.	FEINLER FA.15 Art.
1	Contropunta con Maniglia	2150	2146	2147	2236
2	Maniglia	2257	2337	Viti / Screws	2512
3	Canotto Porta Pinza	1482	1827	1827	——
4	Pinza	0750	0751	0751	0750
5	Tirante	1077	1481	1481	——
6	Perno per Rullo	1700	1160	1683	2760
7	Rullo	1577	1575	1684	0534
8	Rullini	——	——	0410	——
9	Porta Camme	1979	2144	2164	——
10	Tassello Curvo	1147	1148	1148	——
11	Camma Ritorno	0511	0512	0512	——
12	Camma Foratura	0660	0664	0664	——

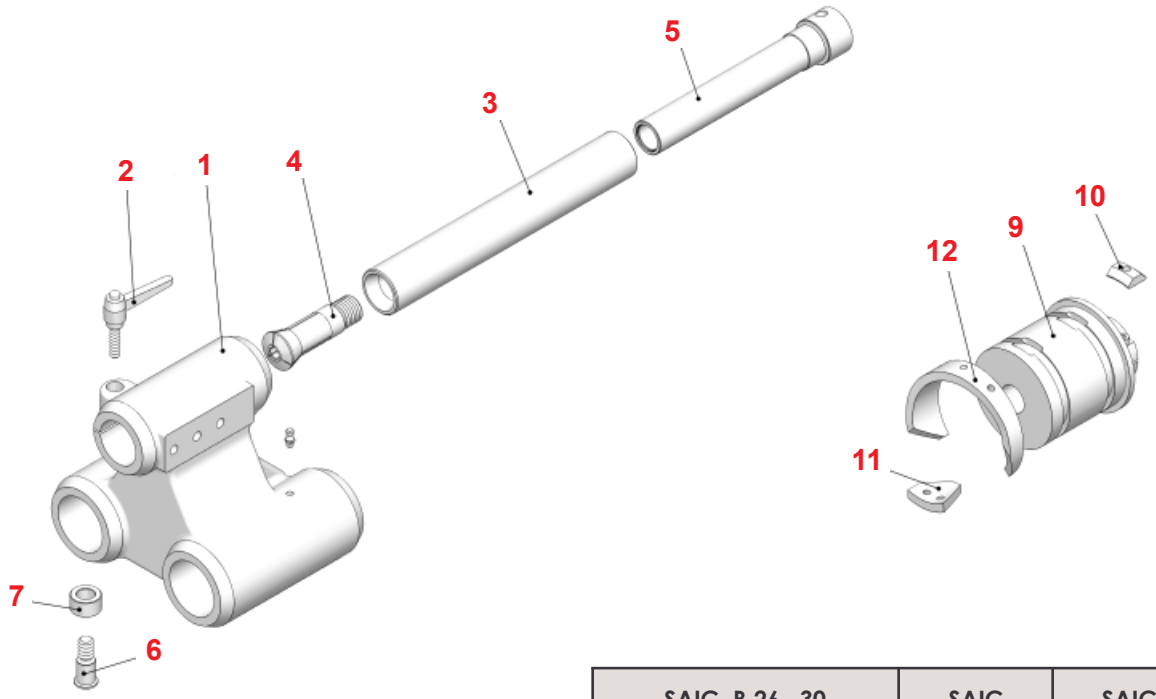

Pos.	COMPONENTI	SAIC B.26 - 30 FORO d.30 Art.	SAIC B.26 - 30 FORO d.36 Art.	SAIC B.45 Art.	SAIC B.50 Art.	ITS 26 Art.
1	Contropunta con Maniglia	2527	2145	——	2235	2570
2	Maniglia	2257	2257	——	Viti / Screws	2257
3	Canotto Porta Pinza	——	1892	——	——	——
4	Pinza	0752	0752	0712	0865	0752
5	Tirante	1965	1965	——	——	1965
6	Perno per Rullo	1158	1158	2050	2050	2732
7	Rullo	1159	1159	2051	2051	2734
8	Rullini	——	——	——	——	——
9	Porta Camme	2177	2177	——	——	2177
10	Tassello Curvo	2576	2576	1148	1148	2576
11	Camma Ritorno	0507	0507	0512	——	0507
12	Camma Foratura	0503	0503	0664	——	0503

CANOTTI E TIRANTI PER CONTROPUNTA
SLEEVES AND BOLTS FOR TAILSTOCK

Fig. 1

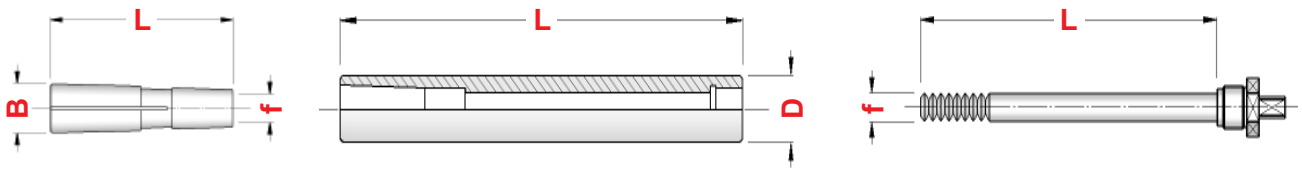

PINZA *COLLET* — CANOTTO *SLEEVE* — TIRANTE *BOLT*

Fig. 2

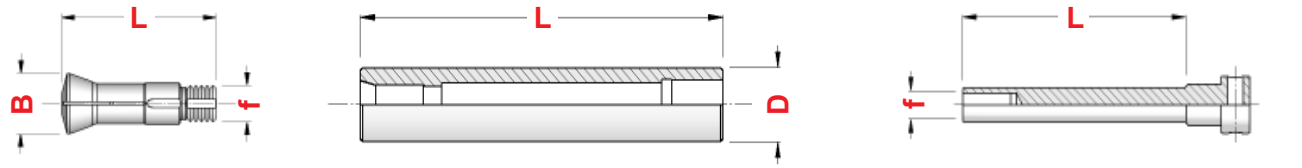

PINZA *COLLET* — CANOTTO *SLEEVE* — TIRANTE *BOLT*

			Pinza *Collet*					Canotto *Sleeve*			Tirante *Bolt*		
MACCHINA	**Posizione**	**Fig.**	**Art.**	**Einheits**	**f**	**B**	**L**	**Art.**	**D**	**L**	**Art.**	**f**	**L**
GIORGI GM.32	Contropunta - *Tailstock*	1	**0752**	503E	M10	18	69	**2861**	32	190	**1965**	M10	125
SAIC B.26	Contropunta - *Tailstock*	1	**0752**	503E	M10	18	69	**1892**	36	190	**1965**	M10	125
	Fora Filetti - *Drill Thread*	1	**0752**	503E	M10	18	69	**2035**	23	250	**1570**	M10	184
SAIC B.45	Contropunta - *Tailstock*	1	**0712**	536E	M12	24,1	85,5	**2848**	42	250	**1836**	M12	166
TRAUB A.15 - 20 - 25	Contropunta - *Tailstock*	2	**0750**	324E	13x1	21,5	55	**1482**	30	178	**1077**	13x1	138
	Fora Filetti - *Drill Thread*	2	**0750**	324E	13x1	21,5	55	**1065**	30	230	**1078**	13x1	190
TRAUB A.36 - 42 - 60	Contropunta - *Tailstock*	2	**0751**	363E	23x1	33,5	88	**1827**	40	268	**1481**	23x1	202
TRAUB TB.42 - 60	Contropunta - *Tailstock*	2	**0751**	363E	23x1	33,5	88	**1827**	40	268	**1481**	23x1	202

CANOTTI DOPPI A CONO MORSE PER CONTROPUNTA
MORSE TAPER DOUBLE SLEEVES FOR TAILSTOCK

MACCHINA	TIPO	Art.	D	L
GIORGI GM.20 - 25 - 32	CM / 2 - 3	**2816**	32	200
SAIC B.26	CM / 2 - 3	**2817**	36	200
SAIC B.45	CM / 2 - 4	**2844**	42	270
TRAUB A.15 - 20 - 25 etc.	CM / 1 - 3	**1085**	30	200
	CM / 2 - 3	**2798**	30	200
TRAUB TD.16 - 26 - 36	CM / 1 - 3	**1085**	30	200
	CM / 2 - 3	**2798**	30	200
TRAUB A.36 - 42 - 60	CM / 2 - 4	**2843**	40	270
TRAUB TB.30 - 42 - 60	CM / 2 - 4	**2843**	40	270

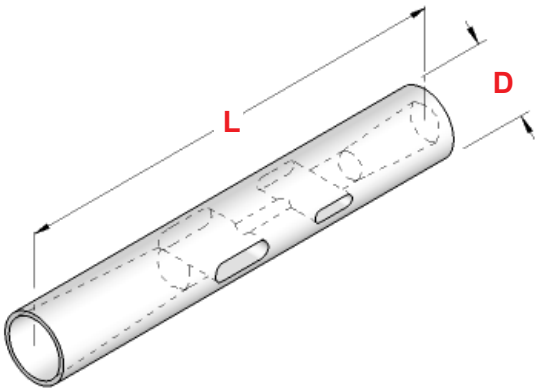

GRUPPO FRIZIONE STROHM 75 - 105 - 125

CLUTCH DEVICE FOR STROHM 75 - 105 - 125

STROHM 75 - 105 - 125

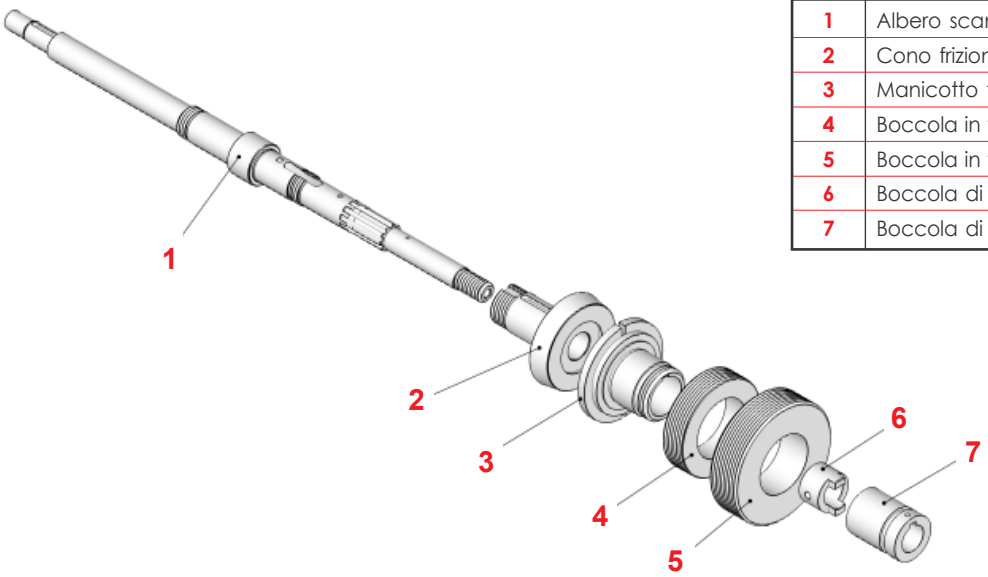

Pos.	COMPONENTI	Art.
1	Albero scanalato	2501
2	Cono frizione scanalato	2614
3	Manicotto frizione	2044
4	Boccola in tela M.65 x 1,5	0305
5	Boccola in tela M.80 x 1,5	2602
6	Boccola di trascinamento D.25	0262
7	Boccola di trascinamento D.30	0263

APPARECCHIO COMBINATO 3 MANDRINI STROHM 75 - 105 - 125

3 SPINDLE COMBI DEVICE FOR STROHM 75 - 105 - 125

STROHM 75 - 105 - 125

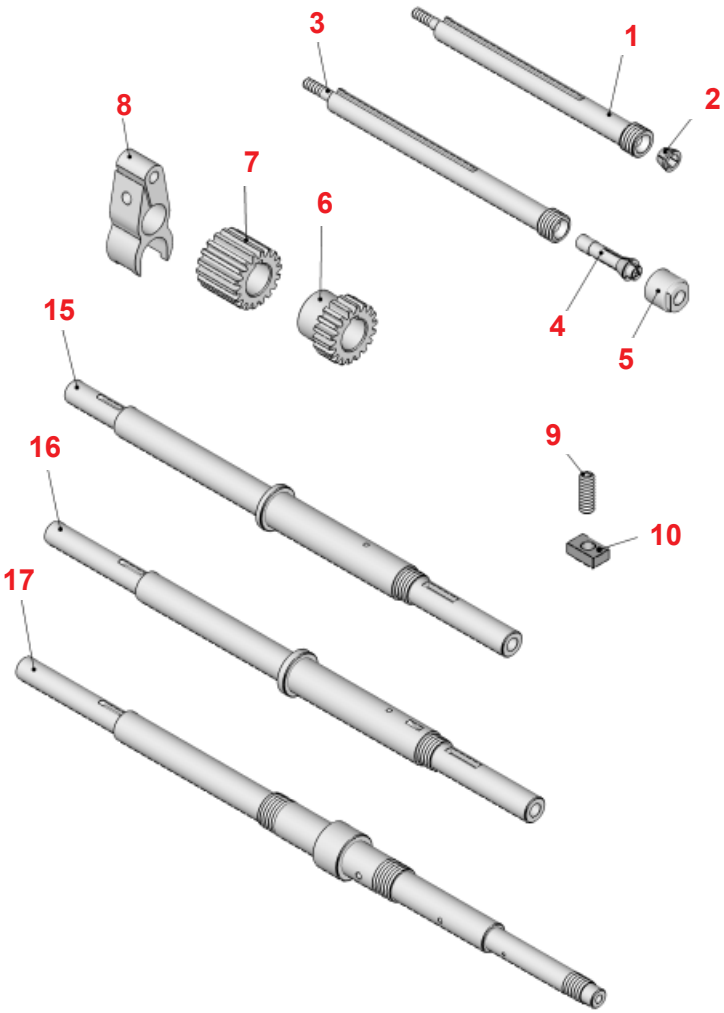

Pos.	COMPONENTI	Art.
1	Mandrino a Filettare	1200
2	Cono Portafiliera D.8	0396
3	Mandrino a Forare	1201
4	Pinza	0721
5	Ghiera serraggio Pinza	0308
6	Ingranaggio Z.18 - L.10 - Foro 13	1259
7	Ingranaggio Z.18 - L.21 - Foro 13	1258
8	Forcella di Bloccaggio	1247
9	Perno per Pattino - M8 - L.23	2637
10	Pattino di Scorrimento	2636
11	Albero Eccentrico	0997
12	Bronzina D.21/18 - L.70 - Foro 13	1204
13	Bronzina D.18 - L.50 - Foro 13	1205
14	Bronzina D.18 - L.24 - Foro 13	1206
15	Albero per Puleggia L.330	2135
16	Albero per Puleggia L.362	2136
17	Albero per Puleggia L.430	2137

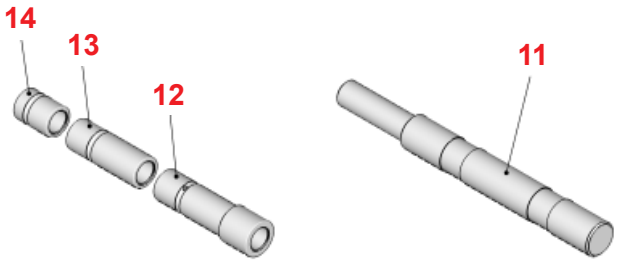

APPARECCHIO FORO-FILETTI
DRILL-THREAD DEVICE

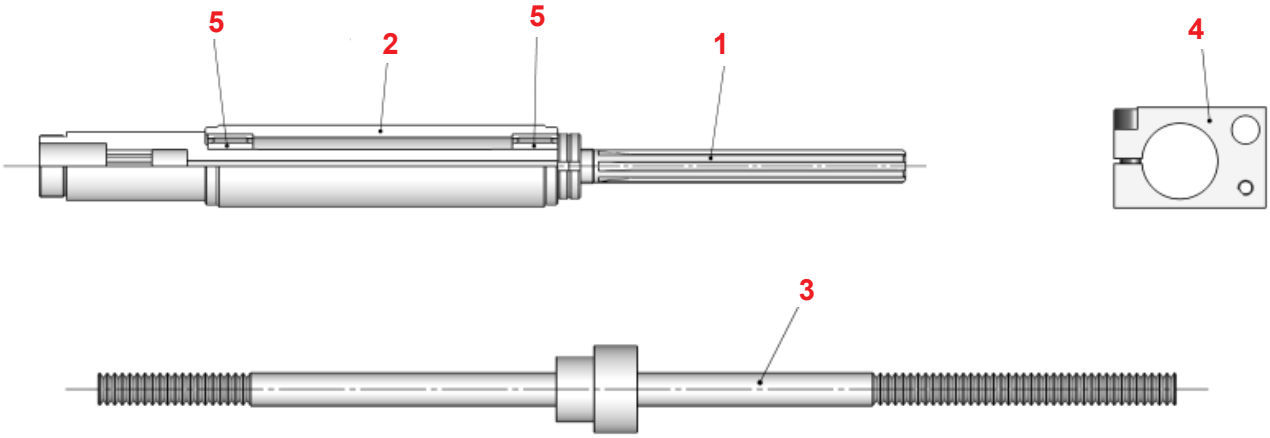

		TRAUB A.15 - 20 - 25	SAIC B.26 - 30	SAIC A.30 - 32	ITS 26	CASER TA.26 - 30
Pos.	**COMPONENTI**	**Art.**	**Art.**	**Art.**	**Art.**	**Art.**
1	Albero Scanalato Corto	**0984**	——	——	——	——
	Albero Scanalato Lungo	**2084**	**1429**	**1533**	——	**2336**
2	Canotto per Albero Corto	**2782**	——	——	——	——
	Canotto per Albero Lungo	**2784**	**2329**	**1504**	**1746**	——
3	Tirante per Albero Lungo	**0983**	**0983**	——	——	——
4	Morsetto Blocca Canotti	**2569**	——	——	——	——
5	Cuscinetti a Rullini	——	——	——	——	——

SPINTORE PER APPARECCHIO FORO-FILETTI TRAUB A.15 - 20 - 25
DRILL-THREAD DEVICE PUSHER FOR TRAUB A.15 - 20 - 25

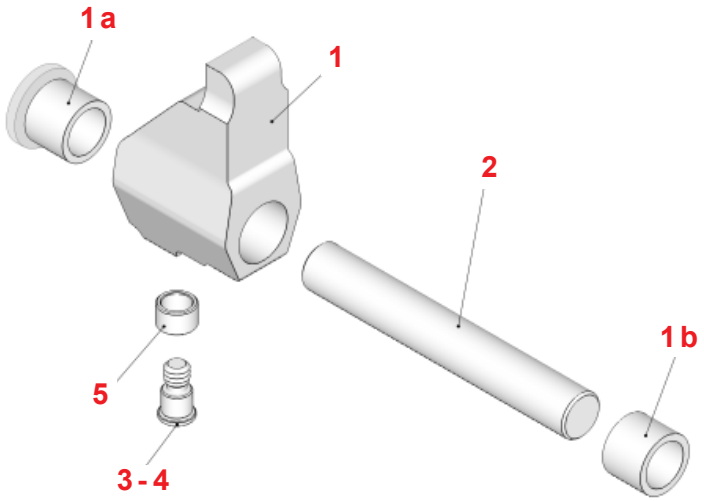

		TRAUB A.15 - 20 - 25
Pos.	**COMPONENTI**	**Art.**
1	Spintore Completo di Boccole	**1488**
1a	Boccola Anteriore	**2793**
1b	Boccola Posteriore	**2794**
2	Albero d. 20	**1974**
3	Perno per Rullo Senza Rullini	**1162**
4	Perno per Rullo Con Rullini	**0483**
5	Rullo	**1577**
——	Rullini	**0478**

MANDRINI PER APPARECCHIO FORO-FILETTI TRAUB A.15 - 20 - 25

HOLDERS FOR DRILL-THREAD DEVICE FOR TRAUB A.15-20-25

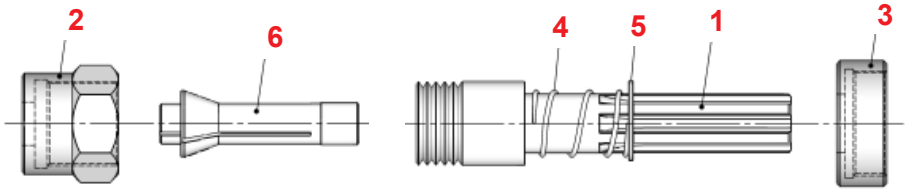

PORTA MASCHI
TAP HOLDER

TRAUB A.15 - 20 - 25

COMPLETO	Art.
Completo Mandrino Porta Maschi Posizioni da 1 a 5	**7332**

Pos.	COMPONENTI	Art.
1	Alberino Scanalato (con ghiera)	**1184**
2	Ghiera	**1182**
3	Anello di Fissaggio per Alberino	**1081**
4	Molla	**1080**
5	Seeger	**1079**
6	Pinza	**0725**

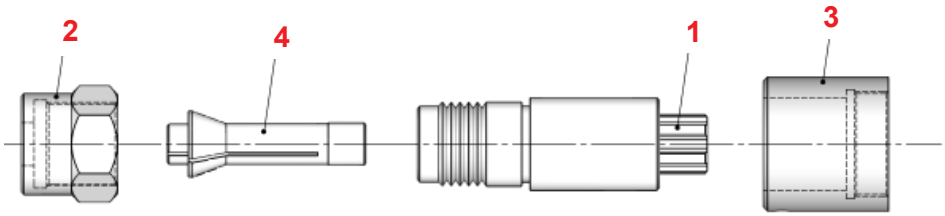

PORTA PUNTE
DRILL HOLDER

TRAUB A.15 - 20 - 25

COMPLETO	Art.
Completo Mandrino Porta Punte Posizioni da 1 a 3	**7333**

Pos.	COMPONENTI	Art.
1	Alberino scanalato (con ghiera)	**1462**
2	Ghiera	**1182**
3	Anello di Fissaggio per Alberino	**1180**
4	Pinza	**0725**

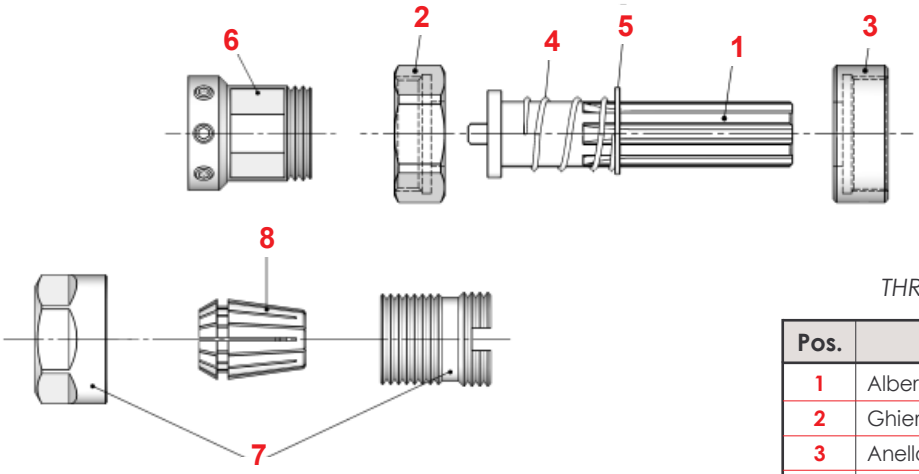

PORTA FILIERA
THREADING DIE HOLDER

TRAUB A.15 - 20 - 25

COMPLETO	Art.
Completo Mandrino Porta Filiera Posizioni da 1 a 5	**7334**

Pos.	COMPONENTI	Art.
1	Alberino Scanalato	**1070**
2	Ghiera	**1071**
3	Anello di Fissaggio per Alberino	**1081**
4	Molla	**1080**
5	Seeger	**1079**
6	Portafiliera - Vedi pag./*See on page* 273	——
7	Mandrino Portapinza ER 20 con ghiera	**2633**
8	Pinza ER 20	**0787**
	Pinza ER 20 Con Quadro	**0787 MF**

MANDRINO PER APPARECCHIO FORO-FILETTI SAIC E ITS

HOLDER FOR DRILL-THREAD DEVICE FOR SAIC AND ITS

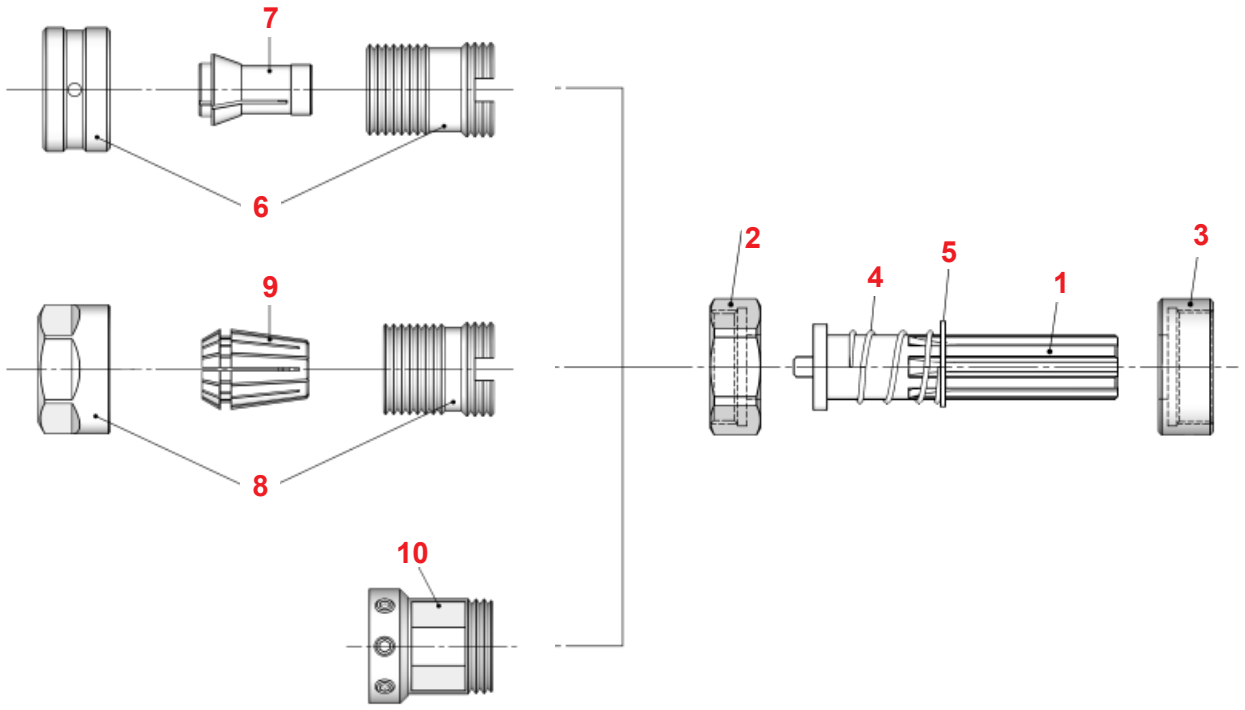

COMPLETO SAIC B.26-30	Art.
Completo Mandrino Posizioni da 1 a 5	7335

COMPLETO ITS 26	Art.
Completo Mandrino Posizioni da 1 a 5	7336

		SAIC B.26 - 30	ITS 26
Pos.	**COMPONENTI**	**Art.**	**Art.**
1	Alberino Scanalato	1070	1070
2	Ghiera	0575	0575
3	Anello di Fissaggio per Alberino	0128	0237
4	Molla	1080	1080
5	Seeger	1079	1079
6	Mandrino Portapinza con ghiera	1689	1689
7	Pinza	0749	0749
	Pinza Con Quadro	0749 Q	0749 Q
8	Mandrino Portapinza ER 20 con ghiera	2634	2634
9	Pinza ER 20	0787	0787
	Pinza ER 20 Con Quadro	0787 MF	0787 MF
10	Portafiliera - Vedi pag./*See on page* 273	——	——

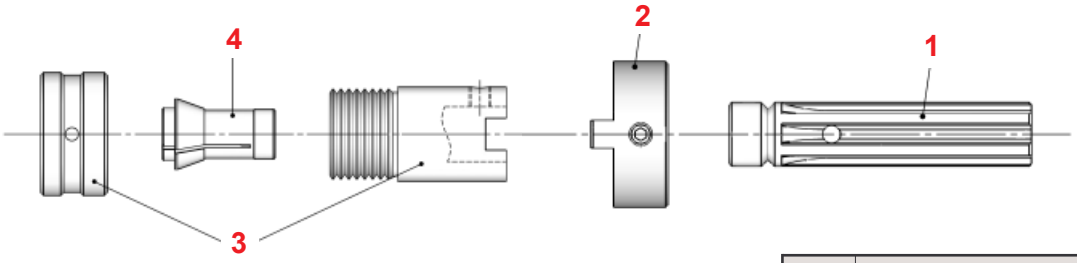

		SAIC A.30 - 32
Pos.	**COMPONENTI**	**Art.**
1	Alberino Scanalato	0098
2	Anello di Fissaggio per Alberino	2791
3	Mandrino Portapinza con ghiera	2557
4	Pinza	0749
	Pinza Con Quadro	0749 Q

FANTINA - ALBERI PORTA CAMME

SLIDING HEADSTOCK - CAM SHAFT HOLDERS

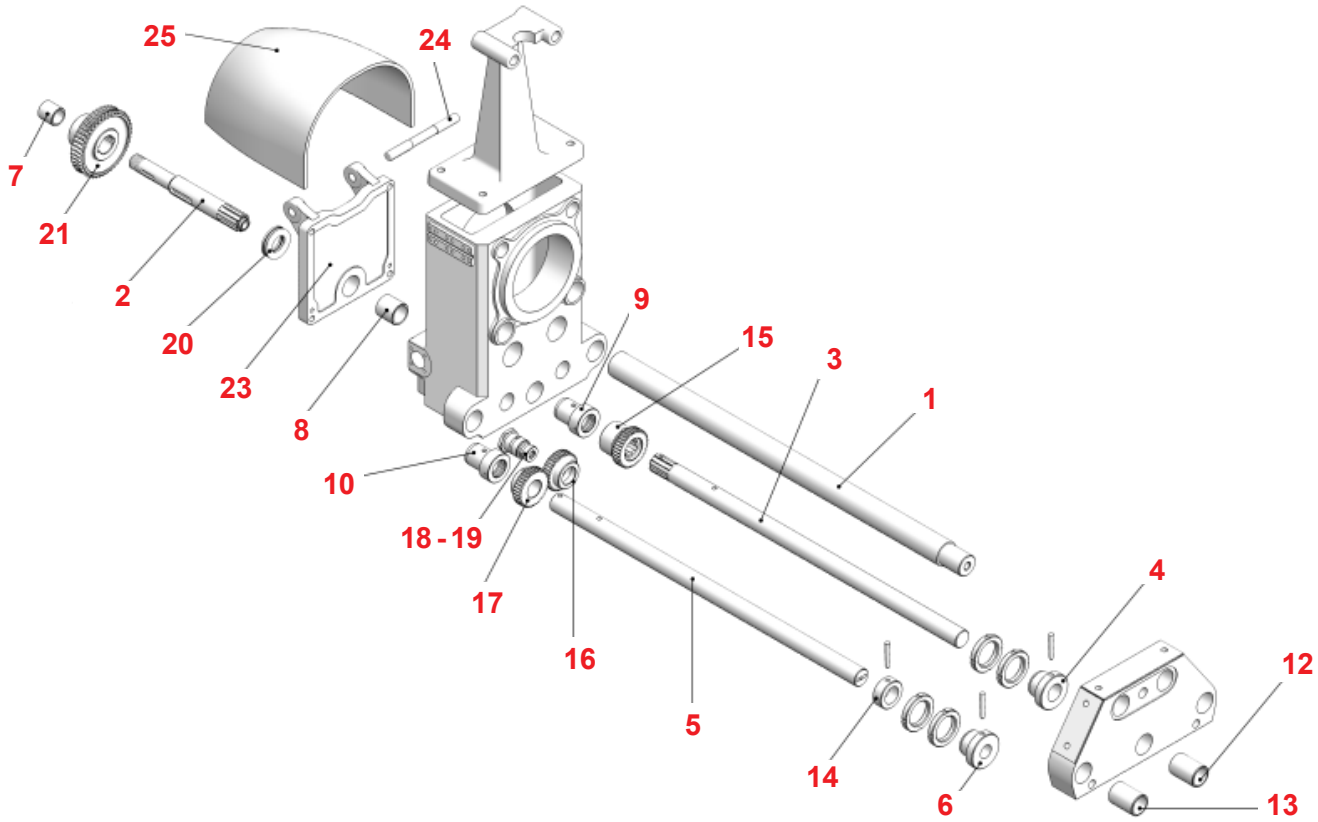

		TRAUB A.15 - 20 - 25	TRAUB A.36 - 42 - 60	SAIC B.26 - 30	SAIC B.45	ITS 26
Pos.	**COMPONENTE**	**Art.**	**Art.**	**Art.**	**Art.**	**Art.**
1	Albero di Guida Contropunta	2138	4960	——	——	——
2	Albero Centrale Porta Corona	1320	1476	1642	——	——
3	Albero Centrale Porta Camme	2132	3022	2202	3017	2202
4	Boccola di Registro Completa per Albero Centrale	0162	——	0143	——	0143
5	Albero Laterale Anteriore Porta Camme	2133	3021	2201	3019	2201
	Albero Laterale Posteriore Porta Camme	2133	3021	2201	3020	2201
6	Boccola di Registro Completa per Albero Laterale	——	——	0198	——	0198
7	Boccola Intermedia	2575	——	——	——	——
8	Boccola di Guida per Albero Corona	1088	2725	——	2718	——
9	Boccola Anteriore per Albero Centrale Fantina	1434	1886	2769	2719	2769
10	Boccola Albero Laterale per Fantina	1434	1885	1492	1499	1492
11	Boccola Posteriore Albero Centrale Fantina	——	1887	——	——	——
12	Boccola Albero Centrale per Supporto	1435	1936	2769	——	2769
13	Boccola Albero Laterale per Supporto	1435	1935	2769	——	2769
14	Anello di Fermo per Albero Laterale	1618	——	——	——	——
15	Ingranaggio per Albero Centrale	1408	1878	1542	1910	1542
16	Ingranaggio Intermedio	1407	——	2380	1909	2380
17	Ingranaggio per Albero Laterale	1385	1550	1635	1912	1635
18	Perno per Ingranaggio Intermedio	1263	1198	0670	——	0670
19	Vite di Bloccaggio per Perno	0539	2730	——	——	——
20	Cuscinetto per Albero Corona	0435	2748	0435	——	0435
21	Corona in Bronzo	0994	0995	1976	1379	1290
23	Carter per Forcella	2188	1860	2216	2232	2228
24	Spina Fulcro Leva	1599	1433	——	——	——
25	Carter Copri Manicotto	2187	2182	——	——	——

PERNI E BOCCOLE PORTA INGRANAGGI PRODUZIONE

PINS AND SLEEVES PRODUCTION GEARS HOLDER

Boccola *Sleeve*

Perno *Pin*

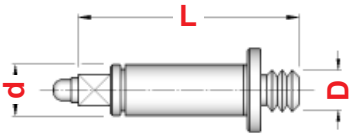

Fig. 1

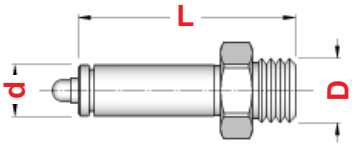

Fig. 2

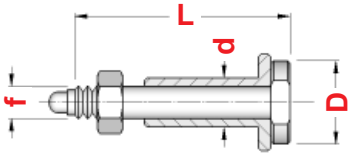

Fig. 3

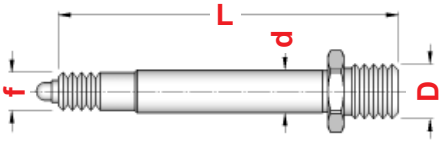

Fig. 4

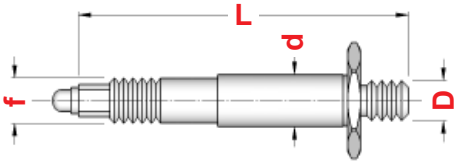

Fig. 5

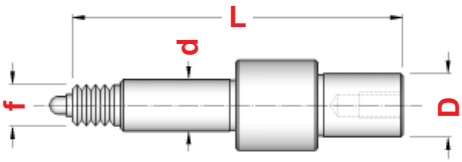

Fig. 6

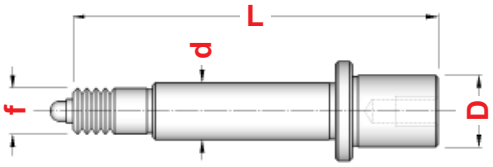

Fig. 7

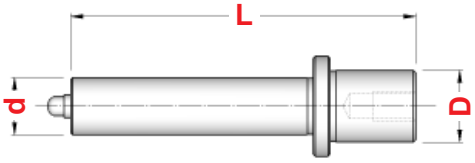

Fig. 8

		Perno *Pin*						Boccola *Sleeve*						
MACCHINA	**Posizione**	**Art.**	**D**	**d**	**L**	**f**	**Fig.**	**Art.**	**D**	**d**	**L**	**Art.**	**Dimens.**	**Art.**
GIORGI GM. 20	Superiore - *Up*	**1920**	18 x 2,5	16	96	——	2	**1941**	23	16	35	**1681**	5 x 5 x 30	**1124**
	Centrale - Mid	**1921**	12 x 1,75	16	74	——	1	**1941**	23	16	35	**1681**	5 x 5 x 30	
	Inferiore - *Low*	**1923**	18 x 2,5	16	116	——	2	**1942**	23	16	70,5	**1682**	5 x 5 x 65	
SAIC B.26	Superiore - *Up*	**1957**	14 x 2	15	91	10 x 1,5	4	**1938**	23	15	55	**0570**	6 x 4 x 35	——
	Centrale - Mid	**1357**	26	15	68	10 x 1,5	3	**1358**	23	15	36	**1674**	6 x 4 x 30	——
	Inferiore - *Low*	**1958**	14 x 2	15	108	12 x 1	4	**1947**	23	15	75	**0570**	6 x 4 x 35	——
SAIC B.45	Superiore - *Up*	**2551**	20 x 1,5	16	140	14 x 1,5	4	**2552**	23	16	58	**0571**	6 x 4 x 55	——
	Centrale - Mid	**2549**	12 x 1,75	16	104	14 x 1,5	5	**2550**	23	16	41	**1674**	6 x 4 x 30	——
	Inferiore - *Low*	**2547**	20 x 1,5	16	140	14 x 1,5	4	**2548**	23	16	80	**1685**	6 x 4 x 60	——
TRAUB A.15 - 20 - 25	Superiore - *Up*	**1118**	20 x 1,5	16	68	——	2	**1117**	22	16	38	**1674**	6 x 4 x 30	**1124**
	Centrale - Mid	**1116**	12 x 1,75	16	69	——	1	**1115**	22	16	36	**1674**	6 x 4 x 30	
	Inferiore - *Low*	**1120**	20 x 1,5	16	90	——	2	**1119**	22	16	62	**0571**	6 x 4 x 55	
TRAUB A.36 - 42 - 60	Superiore - *Up*	**1112**	20 x 1,5	16	126	14 x 2	4	**1111**	22	16	47	**0570**	6 x 4 x 35	——
	Centrale - Mid	**1114**	12 x 1,75	16	99	14 x 2	1	**1113**	22	16	40	**1674**	6 x 4 x 30	——
	Inferiore - *Low*	**1110**	20 x 1,5	16	126	14 x 2	4	**1109**	22	16	71	**1685**	6 x 4 x 60	——
TRAUB TB.30 - 42 - 60	Superiore - *Up*	**1597**	25	20	129	16 x 2	7	**1598**	30	20	64	**1686**	8 x 7 x 55	——
	Centrale - Mid	**1595**	25	16/20	117	——	6	**1596**	30	20	41	**0579**	8 x 7 x 30	——
	Inferiore - *Low*	**2736**	25	20	130	16 x 2	6	**1596**	30	20	41	**0579**	8 x 7 x 30	——
	——	**2738**	25	20	121	——	8	**1598**	30	20	64	**1686**	8 x 7 x 55	——

INGRANAGGI PER TORNI AUTOMATICI TRAUB

GEARS FOR TRAUB AUTOMATIC LATHES

CAMBIO PRODUZIONE
PRODUCTION CHANGE

MACCHINA	Art.	Z	Modulo	d	H
TRAUB A.15-20-25	**1038**	25	1,25	22	16
	1054	30			
	1039	35			
	1040	40			
	1041	45			
	1042	50			
	1050	75			
	1051	80			
	1052	90			
	1053	100			
TRAUB A.36-42-60	**1690**	25	1,25	22	18
	1691	30			
	1692	35			
	1693	40			
	1694	45			
	1696	50			
	1568	75			
	1569	80			
	1571	90			
	1572	100			
TRAUB TB.30-42-60	**2401**	36	1,25	30	18
	2404	39			
	2405	43			
	2406	47			
	2407	50			
	2408	66			
	2411	83			
	2427	99			
	2428	102			
	2429	106			
	2435	110			
	2456	113			
TRAUB TD.16-26-36	**2468**	26	1,25	16	16
	2470	31			
	2472	33			
	2473	36			
	2475	39			
	2476	42			
	2477	48			
	2483	60			
	2484	66			
	2485	69			
	2491	72			
	2492	74			
	2496	77			
	2508	82			

CAMBIO VELOCITA' MANDRINO
SPINDLE SPEED CHANGE

MACCHINA	Art.	Z	Modulo	d	H
TRAUB TD.16-26-36	**2317**	58	1,5	25 > 5° 30'	16
	2325	63			
	2327	67			
	2330	72			
	2335	76			
	2361	80			
	2362	84			
	2525	27	1,5	25 > 5° 30'	18
	2526	31			
	2528	35			
	2532	39			
	2533	44			
	2534	48			
	2535	53			

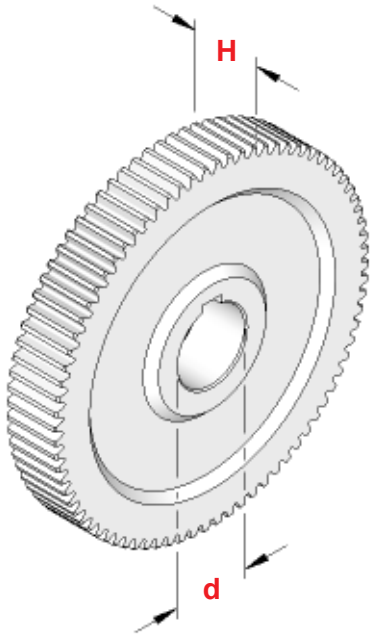

INGRANAGGI PER TORNI AUTOMATICI INDEX

GEARS FOR INDEX AUTOMATIC LATHES

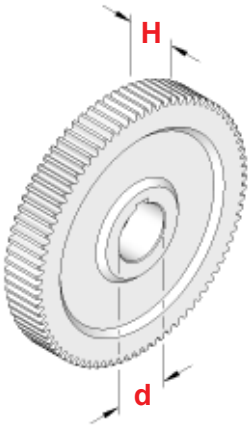

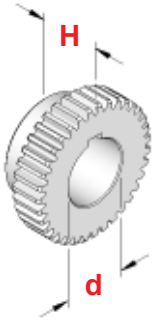

	CAMBIO VELOCITA MANDRINO *SPINDLE SPEED CHANGE*				
MACCHINA	**Art.**	**Z**	**Modulo**	**d**	**H**
INDEX 24 INDEX 36-42 INDEX 52-60	**2465**	26	3	40 > 6°	62
	2463	28		62	103
	2467	37		58	54
	2461	47		58	90
	1855	56		58	43
	1929	46	4	68	65
	2516	50		38	70

	CAMBIO PRODUZIONE *PRODUCTION CHANGE*				
MACCHINA	**Art.**	**Z**	**Modulo**	**d**	**H**
INDEX 12-18-25	**2299**	20	1,5	22	18
	2340	24			
	2341	25			
	1507	27			
	2342	30			
	2300	35			
	1556	36			
	2274	40			
	1354	50			
	1535	55			
	2324	60			
	1538	65			
	2348	70			
	2338	75			
	1532	85			
	1703	90			
	1546	100			
INDEX 24 INDEX 36-42 INDEX 52-60	**2267**	20	2	25	22
	2268	24			
	2269	25			
	2344	27			
	2270	30			
	2271	35			
	2272	40			
	2273	45			
	2349	50			
	5604	60			
	2350	65			
	1799	70			
	1768	75			
	1764	80			

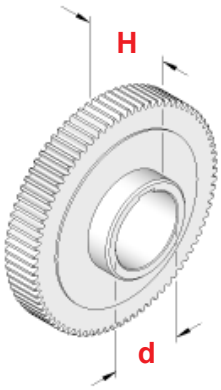

	IN TELA PER FILETTATORE *FOR THREADING DEVICE*				
MACCHINA	**Art.**	**Z**	**Modulo**	**d**	**H**
INDEX 25-ER.25	**1940**	31	4	33 > 6°	32
	2691	48	2	30	30
	2720	60	2	30	30
	2693	64	2	30	30
INDEX B.30-42-60	**2688**	45	2	20	61
	2689	47	2	20	51
	2690	47	2	34	25
	2691	48	2	30	30
	2692	56	2	34	25
	2694	60	2	34	34
	2693	64	2	30	30

INGRANAGGI CAMBIO PRODUZIONE PER ALTRI TORNI AUTOMATICI

GEARS FOR OTHER AUTOMATIC LATHES

	CAMBIO PRODUZIONE *PRODUCTION CHANGE*				
MACCHINA	**Art.**	**Z**	**Modulo**	**d**	**H**
ITS 26	**1038**	25	1,25	22	16
	1054	30			
	1039	35			
	1040	40			
	1041	45			
	1042	50			
	1050	75			
	1051	80			
	1052	90			
	1053	100			

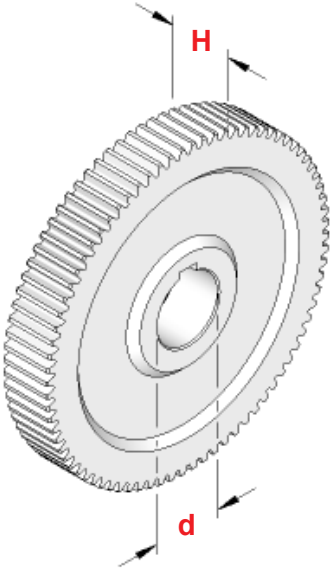

	CAMBIO PRODUZIONE *PRODUCTION CHANGE*				
MACCHINA	**Art.**	**Z**	**Modulo**	**d**	**H**
STROHM 75-105-125	**2354**	25	1	14	14
	2355	35			
	2356	42			
	2358	50			
	2359	52			
	1389	56			
	1390	58			
	1391	65			
	1392	67			
	1393	70			
	1394	76			
	1395	79			
	1396	83			
	1397	92			
	1409	93			
	1398	95			
	1399	96			
	1400	99			
	1401	105			
	1402	110			
	1403	117			
	1404	125			
	1405	133			
	1455	175			
STROHM 205-255	**1412**	20	1,5	20	16
	1413	34			
	1414	52			
	1417	56			
	1418	61			
	1420	77			
	3077	106			

	CAMBIO PRODUZIONE *PRODUCTION CHANGE*				
MACCHINA	**Art.**	**Z**	**Modulo**	**d**	**H**
SAIC B.26-30 GIORGI GM.25-30-42	**0526**	25	1,25	23	16
	0465	30			
	0466	35			
	0467	40			
	0468	45			
	2128	50			
	2129	75			
	2130	80			
	2131	90			
	1934	100			

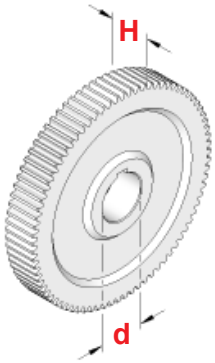

FLANGE E CORONE PER CATENA
FLANGE AND CHAIN GEARS

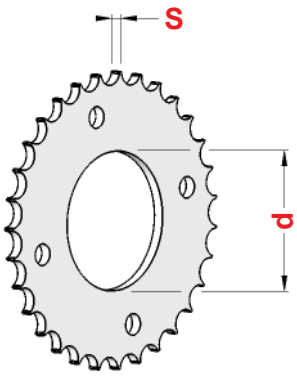

Fig. 1

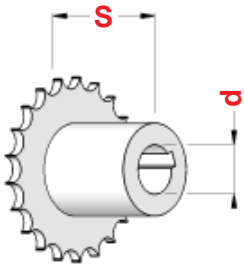

Fig. 2

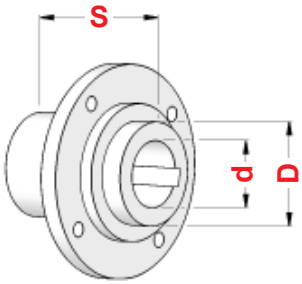

Fig. 3

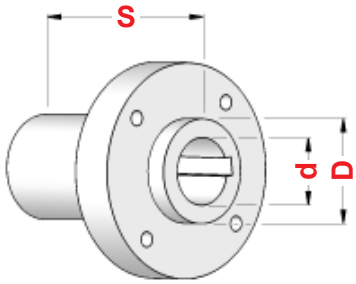

Fig. 4

		CORONE PER CATENA *CHAIN GEARS*					FLANGE *FLANGE*				
MACCHINA	**Posizione - *Position***	**Art.**	**Z**	**d**	**S**	**Figura**	**Art.**	**D**	**d**	**S**	**Figura**
SAIC B.26 - 30	Tendi Catena - *Chain Tightener*	**1648**	Z 17	14	28	2	—	—	—	—	—
	Pompa Acqua - *Water Pump*	**1649**	Z 17	14	35	2	—	—	—	—	—
	Motore - *Engine*	**2365**	Z 17	14	43	2	—	—	—	—	—
	Trasmissione - *Drive*	**1264**	Z 27	33	3,5	1	**1651**	33	23	39	3
	Trasmissione - *Drive*	**2364**	Z 27	37	3,5	1	**1652**	37	23	59	4
	Frizione - *Clutch*	**1299**	Z 45	75	3,5	1	**1329**	—	—	—	—
	Trasmissione - *Drive*	**1756**	Z 64	37	3,5	1	**1652**	37	23	59	4
SAIC B.45	Motore - *Engine*	**1819**	Z 17	22	67	2	—	—	—	—	—
	Tendi Catena - *Chain Tightener*	**1818**	Z 27	35	5,5	1	—	—	—	—	—
	Frizione - *Clutch*	**1758**	Z 45	98	5,5	1	—	—	—	—	—
	Trasmissione - *Drive*	**1761**	Z 64	150	5,5	1	—	—	—	—	—
TRAUB A.15 - 20 - 25	Pompa Acqua - *Water Pump*	**0652**	Z 17	12	22	2	—	—	—	—	—
	Motore - *Engine*	**1186**	Z 17	20	3,5	1	**1993**	20	14	43	—
	Trasmissione - *Drive*	**1187**	Z 27	45	3,5	1	**2217**	45	22	29	3
	Tendi Catena - *Chain Tightener*	**1187**	Z 27	45	3,5	1	**2388**	45	16	22	3
	Frizione - *Clutch*	**1299**	Z 45	75	3,5	1	**1329**	—	—	—	—
	Trasmissione - *Drive*	**1300**	Z 65	150	3,5	1	**2218**	150	22	48	3
TRAUB A.36 - 42 - 60	Motore - *Engine*	**1971**	Z 17	20	5,5	1	—	—	—	—	—
	Trasmissione - *Drive*	**2386**	Z 27	45	5,5	1	**2217**	45	22	29	3
	Tendi Catena - *Chain Tightener*	**2386**	Z 27	45	5,5	1	**2388**	45	16	22	3
	Trasmissione - *Drive*	**1497**	Z 65	150	5,5	1	**2075**	150	22	55	3
TRAUB A.36 - 42	Frizione - *Clutch*	**1602**	Z 45	75	5,5	1	—	—	—	—	—
TRAUB A.60	Frizione - *Clutch*	**2387**	Z 45	95	5,5	1	**2455**	—	—	—	—
TRAUB TB.30 - 42 - 60	Trasmissione - *Drive*	**2787**	Z 21	30	23	2	—	—	—	—	—

MACCHINA	**1 mt Catena**	**Dimensione**	**Giunto Catena**	**Maglia Falsa**	**Testa di Cavallo**	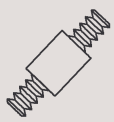 **Perno Testa di Cavallo**	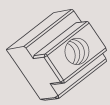 **Tassello Testa di Cavallo**
SAIC B.26 - 30	**1876**	3/8" x 5/32"	**1623**	**0113**	—	—	—
TRAUB A.15 - 20 - 25	**1876**	3/8" x 5/32"	**1623**	**0113**	**0117**	**0102**	**1150**
TRAUB A.36 - 42 - 60	**1888**	3/8" x 7/32"	**0112**	**1626**	**1629**	**0102**	**1150**

GRUPPO FRIZIONE TRAUB E SAIC

CLUTCH DEVICE FOR TRAUB AND SAIC

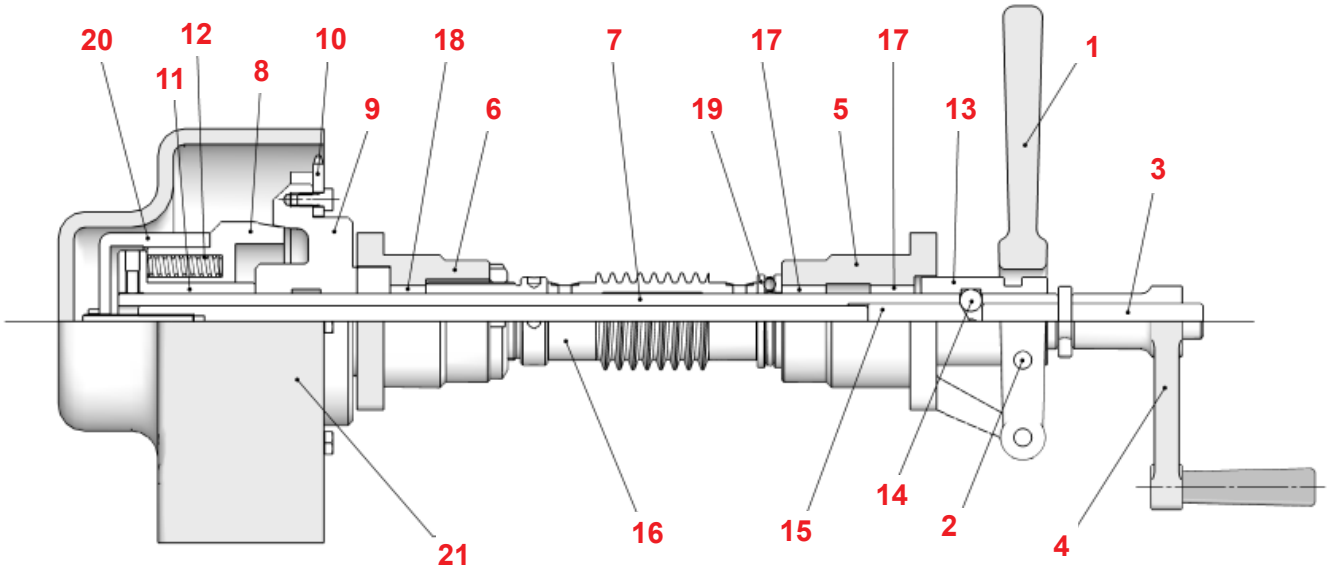

		TRAUB A.15 - 20 - 25	TRAUB A.36 - 42 - 60	SAIC B.26 - 30
Pos.	**COMPONENTI**	**Art.**	**Art.**	**Art.**
1	Leva di innesto	1313	1314	——
2	Pastiglia di Innesto	0583	0387	——
3	Spina di Innesto	0139	——	——
4	Manovella	1846	1847	——
	Manovella con arresto	2056	——	——
5	Supporto Anteriore per Albero	2238	——	——
6	Supporto Posteriore per Albero	2239	——	——
7	Albero	1315	1328	1023
8	Cono di Accoppiamento	1319	2457	1319
9	Disco di Accoppiamento	1329	2455	1329
10	Corona Dentata Z.45 (Foro d. 75)	1299	——	1299
	Corona Dentata Z.45 (Foro d. 95)	——	2387	——
11	Bussola per Molle	1638	0606	——
12	Molle	0032	0419	0032
13	Bussola Scorrevole per Sfere	1586	2398	——
14	Sfere	d. 8	d. 10	——
15	Perno di Spinta Sfere	0300	——	——
16	Vite Senza Fine	1436	1437	2101
17	Cuscinetto a Rullini Anteriore	0343	0428	——
18	Cuscinetto a Rullini Posteriore	0344	0429	——
19	Cuscinetto a Sfere	0345	0435	0345
20	Calotta di Chiusura	0332	1220	0332
21	Carter	2186	——	——

VITI SENZA FINE E CORONE IN BRONZO PER FRIZIONE

WORMS AND WORM WHEELS FOR CLUTCH

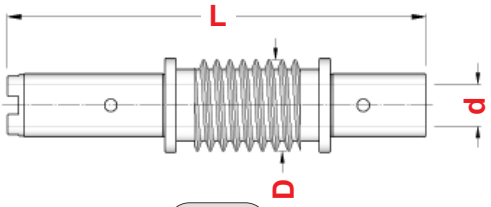

Fig. 1

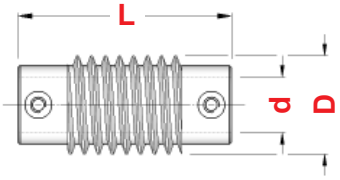

Fig. 2

Fig. 3

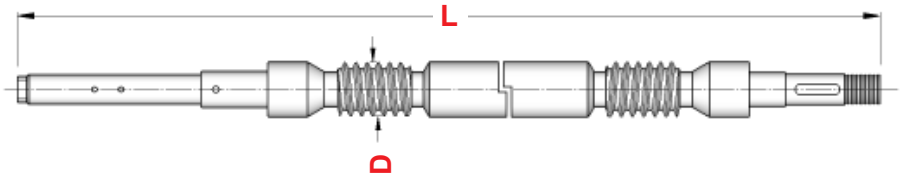

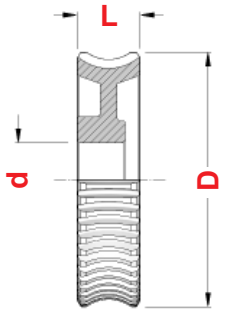

Fig. 4

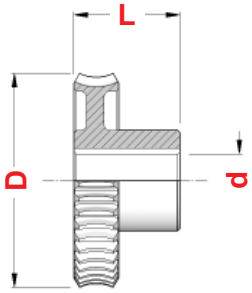

Fig. 5

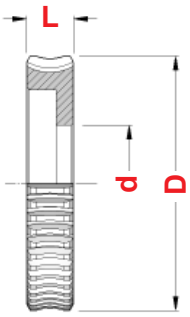

Fig. 6

	VITI SENZA FINE *WORMS*						CORONE IN BRONZO *WORM WHEELS*					
MACCHINA	**Art.**	**d**	**D**	**L**	**Elica**	**Fig.**	**Art.**	**d**	**D**	**L**	**Elica**	**Fig.**
CASER TA.26 - 30	**2207**	——	39	485	DX	1	——	——	——	——	——	——
CASER TA.45 - 50	——	——	——	——	——	——	**1489**	40	98	40	DX	4
FEINLER 15	**0631**	15	34	40	DX	2	——	——	——	——	——	——
GIORGI GM.25 - 30 - 32	**2659**	20	40	71	DX	2	——	——	——	——	——	——
ITS 26	**2101**	20	40	60	DX	2	**1290**	20	97	34	DX	5
ITS 26	**2103**	20	40	60	DX	2	**2083**	40	98,5	20	DX	6
SAIC B.26	**2101**	20	40	60	DX	2	**1290**	20	97	34	DX	5
SAIC B.26 - 30	**2101**	20	40	60	DX	2	**1976**	25	97	46	DX	5
SAIC A.30	**2503**	——	40	355	DX	1	——	——	——	——	——	——
SAIC B.45	**1380**	25	42	110	DX	2	**1379**	35	122	35	DX	5
STROHM 75 - 105 - 125	**1438**	16	38	200	DX	1	**0992**	22	96	35	DX	5
STROHM 205 - 255	**1439**	18	42,5	252	DX	1	**0993**	28	133	52	DX	5
TORNOS M.7	——	——	——	——	——	——	**2119**	22	97	44	DX	5
TORNOS R.10	**1978**	14	34	180	DX	1	**2120**	22	97	38	DX	5
TRAUB A.15 - 20 - 25	**1436**	20	40	60	DX	2	**0994**	25	96	48	DX	5
TRAUB TD.16 - 26 - 36	**2206**	——	30	584	DX - SX	3	**1558**	56	114	22	DX	6
							1557	56	114	22	SX	6
TRAUB A.36 - 42 - 60	**1437**	25	43,8	95	DX	2	**0995**	35	122	30	DX	4
TRAUB TB.30 - 42 - 60	**1437**	25	43,8	95	DX	2	**2331**	35	122	52	DX	5
TRAUB TB.30 - 42 - 60	**1713**	25	43,8	95	SX	2	**1326**	35	122	52	SX	5

ARTIGLI PER VITE SENZA FINE STROHM 75 - 105 - 125

WORMS CLUTCH FOR STROHM 75-105-125

MACCHINA	Art.	d	D	L	f
STROHM 75 - 105 - 125	**1253**	16	34	15	34 x 1,5

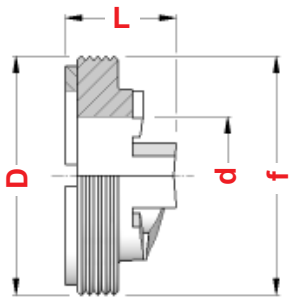

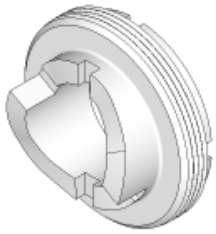

MACCHINA	Art.	d	D	L	f
STROHM 75 - 105 - 125	**1254**	16	24,5	21	21 x 1

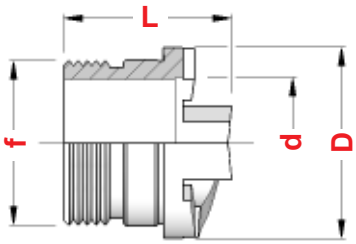

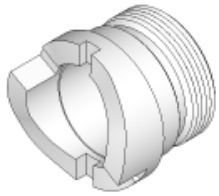

INGRANAGGI PER CAMBIO AVANZAMENTI STROHM

FEED CHANGER GEARS FOR STROHM

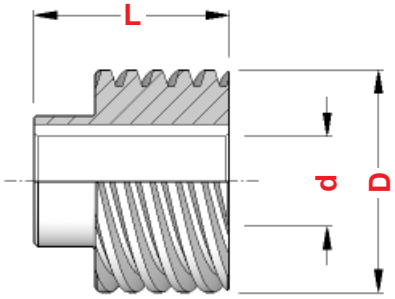

Fig. 1

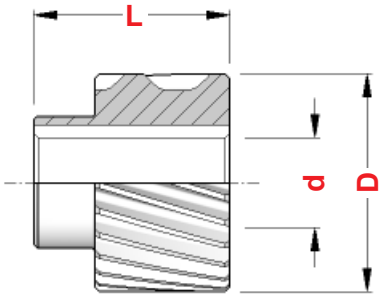

Fig. 2

	VITI SENZA FINE *WORMS*						CORONE IN BRONZO *WORM WHEELS*					
MACCHINA	Art.	d	D	L	Elica	Fig.	Art.	d	D	L	Elica	Fig.
STROHM 75 - 105 - 125	**1865**	25	60	52	DX	1	**1866**	25	58	52	DX	2
STROHM 205 - 255	**0628**	25	73	53	DX	1	**0634**	25	71,5	53	DX	2

TASSELLI PER SCATTO TORRETTA **INDEX**

DOWELS FOR INDEX TURRET RELEASE

MACCHINA	TIPO	Art.	D	S	Figura	
INDEX 12 - 18 - 25	DESTRO - *RIGHT*	**2410**	6,5	8	2	0095
	SINISTRO - *LEFT*	**2409**	6,5	8	1	
INDEX C.19 - 29	DESTRO - *RIGHT*	**0519**	6,5	8	2	
	SINISTRO - *LEFT*	**0518**	6,5	8	1	
INDEX 24 - 36 - 52	DESTRO - *RIGHT*	**2277**	8,2	10	4	0274
	SINISTRO - *LEFT*	**2276**	8,2	10	3	
INDEX 36 - 42 - 52	DESTRO - *RIGHT*	**2279**	8,2	10	2	
	SINISTRO - *LEFT*	**2278**	8,2	10	1	
	OSCILLANTE - *SWINGING*	**2280**	10,0	——	5	

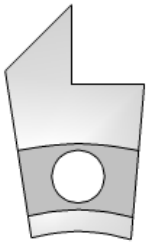

Fig. 1
Sinistro
Left hand

Fig. 2
Destro
Right hand

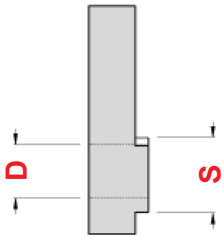

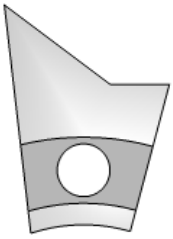

Fig. 3
Sinistro
Left hand

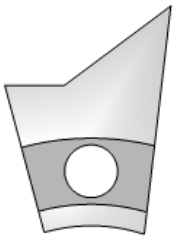

Fig. 4
Destro
Right hand

Fig. 5
Oscillante
Swinging

SELETTORI PER SCATTO TORRETTA **INDEX**

SELECTORS FOR INDEX TURRET RELEASE

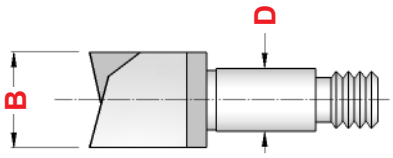

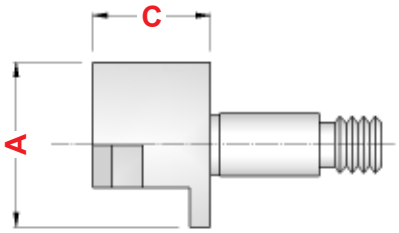

MACCHINA	TIPO	Art.	D	A	B	C
INDEX 12 - 18 - 25	3/6 SCATTI - *3/6 SPRINGS*	**0270**	8	21	12	15
INDEX C.19 - 29	3/6 SCATTI - *3/6 SPRINGS*	**2678**	10	18	14	18
INDEX 36 - 52	3/6 SCATTI - *3/6 SPRINGS*	**2677**	10	24	14	18
INDEX B.30 - 42 - 60	3/6 SCATTI - *3/6 SPRINGS*	**2678**	10	18	14	18

VITI A TESTA QUADRA
SQUARE HEADED SCREWS

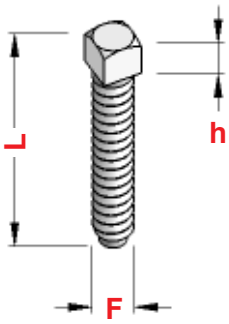

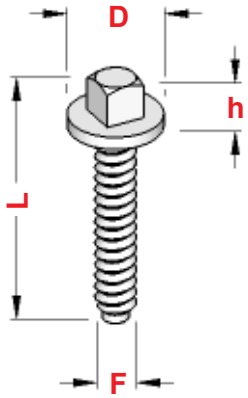

SENZA COLLARE
WITHOUT COLLAR

Art.	F	L	h
2148 - 5x15	M 5	15	5
2148 - 5x40	M 5	40	5
2148 - 6x15	M 6	15	6
2148 - 6x20	M 6	20	6
2148 - 6x30	M 6	30	6
2148 - 6x42	M 6	42	6
2148 - 6x50	M 6	50	6
2148 - 6x90	M 6	90	6
2148 - 7x15	M 7	15	6
2148 - 7x20	M 7	20	6
2148 - 7x32	M 7	32	6
2148 - 7x40	M 7	40	6
2148 - 7x50	M 7	50	6
2148 - 7x60	M 7	60	6
2148 - 7x76	M 7	76	6
2148 - 8x20	M 8	20	6
2148 - 8x30	M 8	30	6
2148 - 8x40	M 8	40	6
2148 - 8x50	M 8	50	6
2148 - 8x60	M 8	60	6
2148 - 8x70	M 8	70	6
2148 - 8x80	M 8	80	6
2148 - 10x30	M 10	30	6
2148 - 10x38	M 10	38	6
2148 - 10x48	M 10	48	6
2148 - 10x58	M 10	58	6

2016 - 8x1x20	M 8x1	20	6
2016 - 8x1x25	M 8x1	25	6
2016 - 8x1x30	M 8x1	30	6
2016 - 8x1x35	M 8x1	35	6

CON COLLARE
WITH COLLAR

Art.	F	L	D	h
2149 - 6x20	M 6	20	10	9
2149 - 6x30	M 6	30	10	9
2149 - 6x40	M 6	40	10	9
2149 - 7x20	M 7	20	12	9
2149 - 7x30	M 7	30	12	9
2149 - 7x40	M 7	40	12	9
2149 - 7x50	M 7	50	12	9
2149 - 8x20	M 8	20	12	10
2149 - 8x28	M 8	28	12	10
2149 - 8x50	M 8	50	12	10
2149 - 10x30	M 10	30	15	10

2082 - 6x15	M 6	15	14	6
2082 - 6x20	M 6	20	14	6

PASTIGLIE IN OTTONE
BRASS TABLETS

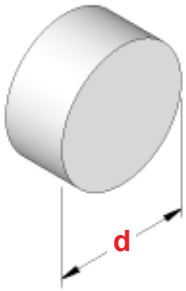

Art.	d	Filetto
0123	5	M 6
1980	6	M 7
1981	6,5	M 8
1982	8,5	M 10

CHIAVE A "PIPA"
"PIPE" TYPE WRENCH

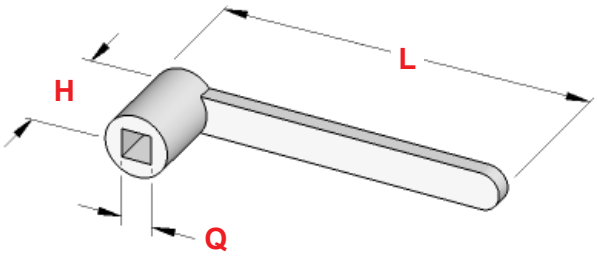

Art.	Q	H	L
1901	6	22	73
1902	8	22	83

CHIAVE A "T"
"T" TYPE WRENCH

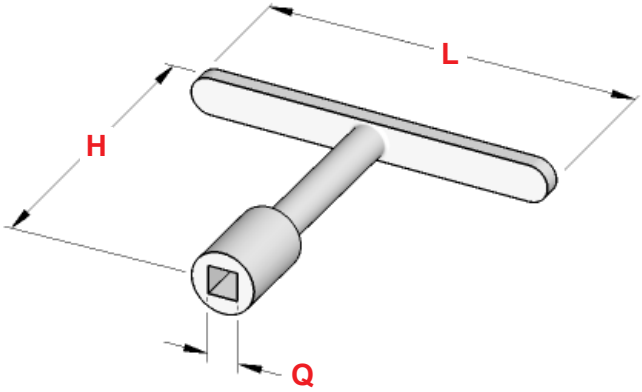

Art.	Q	H	L
1903	6	80	73
1904	8	85	83

CONTAGIRI
REVOLUTIONS COUNTERS

Fig. 1

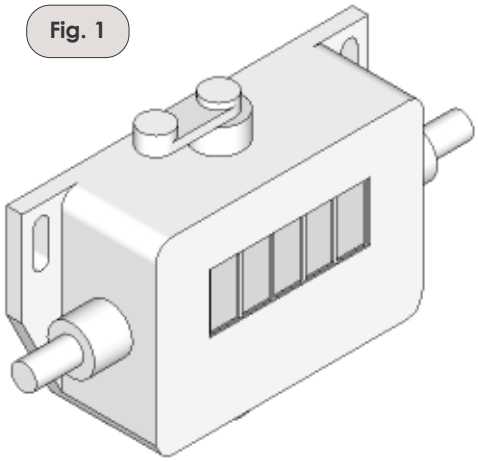

CONTAGIRI TIPO	Art.	Figura	Cifre
CONTAGIRI DESTRO *Right Revolutions Counter*	**1166**	1	5
CONTAGIRI SINISTRO *Left Revolutions Counter*	**1167**	1	5

CONTACOLPI
STROKES COUNTERS

Fig. 2

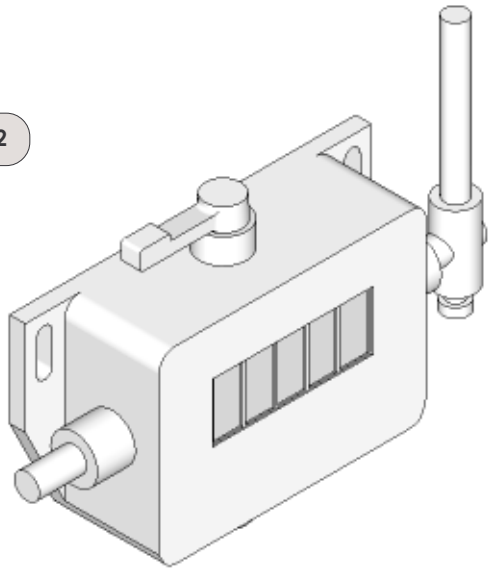

CONTACOLPI TIPO	Art.	Figura	Cifre
CONTACOLPI DESTRO *Right Strokes Counter*	**1728**	2	5
CONTACOLPI SINISTRO *Left Strokes Counter*	**1729**	2	5

POMPA PER ACQUA
COOLING PUMP

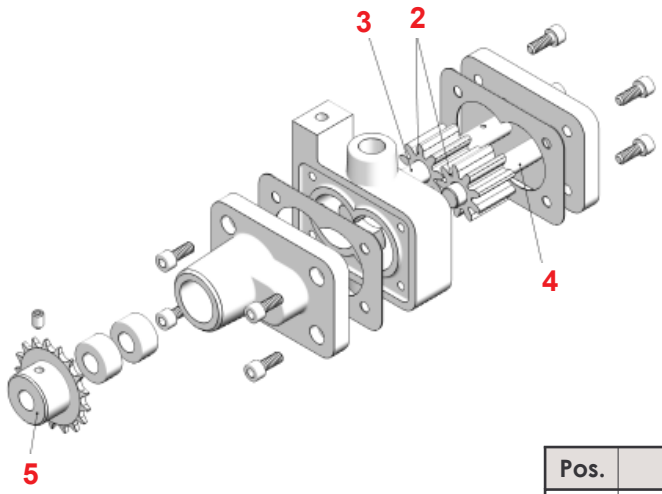

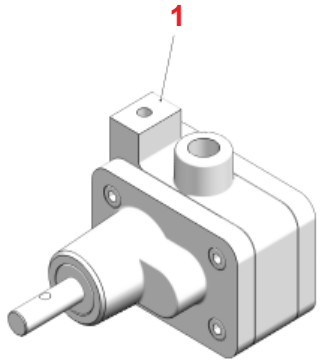

		TRAUB A.15 - 20 - 25	TRAUB A.42 - 60
Pos.	**COMPONENTI**	**Art.**	**Art.**
1	Pompa Completa	**2153**	**2452**
2	Ingranaggi	**1522**	**0610**
3	Alberino Lungo	**1277**	**0611**
4	Alberino Corto	**1276**	——
5	Mozzo per Catena	**0652**	——

CAPPOTTE DI PROTEZIONE
OILSPLASH COVERS

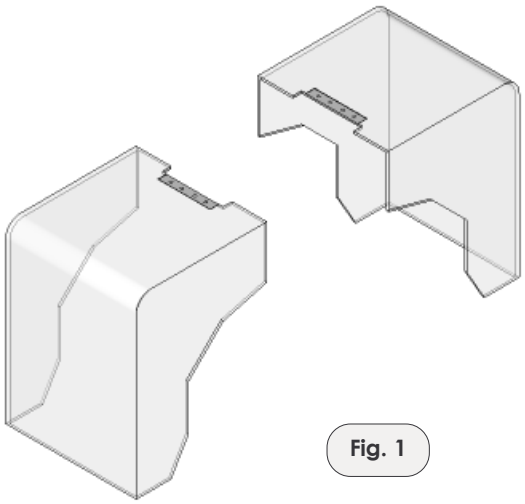

Fig. 1

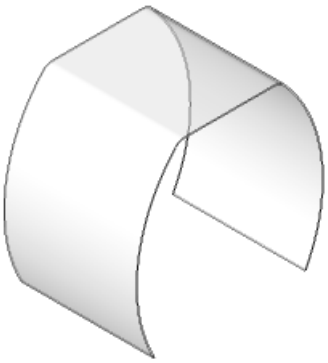

Fig. 2

MACCHINA	Art.	Figura	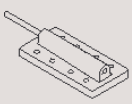 Art.
TRAUB A.15 - 20 - 25	**3032**	1	**3035**
TRAUB A.15 - 20 - 25	**3026**	2	——
TRAUB A.36 - 42 - 60	**3033**	1	**3035**
TRAUB A.36 - 42 - 60	**3027**	2	——
TRAUB TB.30 - 42 - 60	**3033**	1	**3035**

BANDIERINE SPINGIBARRA A 1 ROTANTE

SINGLE REVOLVING BAR PUSHERS

				Rotante *Revolving*			
MACCHINA	**Art.**	**D**	**L**	**Art.**	**D**	**d**	**L**
CASER TA.26 - 30	**3002**	25	525	2162	24	20	38
FEINLER FA.15	**3006**	14	490	2108	14,5	12	23
SAIC B.26 - 30	**3011**	27/24	410	2162	24	20	38
SAIC B.45	**3014**	44	max 800	2192	45	35	45
STROHM 125	**3004**	12	690	2194	12	10	46
TRAUB A.15	**3006**	14	490	2108	14,5	12	23
TRAUB A.20	**3070**	20	450	2110	20	16	28
TRAUB A.25	**3009**	24	500	2162	24	20	38

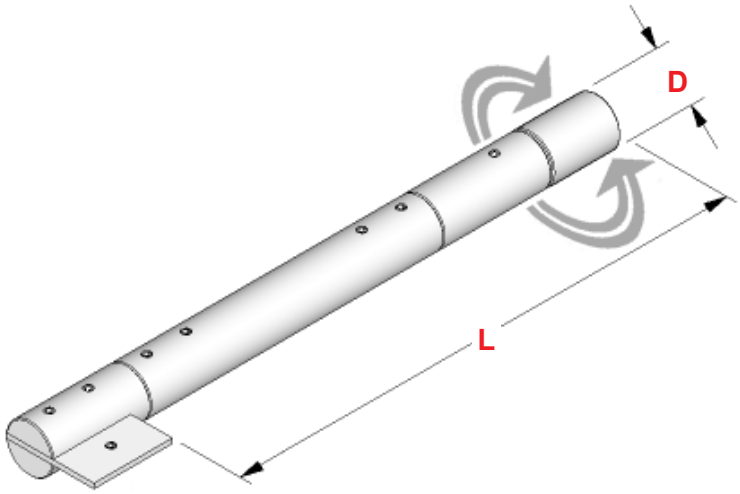

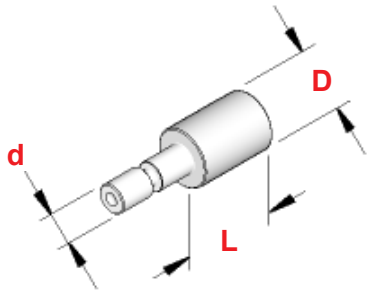

BANDIERINE SPINGIBARRA A 2 ROTANTI

DOUBLE REVOLVING BAR PUSHERS

				Rotante *Revolving*			
MACCHINA	**Art.**	**D**	**L**	**Art.**	**D**	**d**	**L**
FEINLER FA.15	**2914**	14	480	2108	14,5	12	23
TRAUB A.15	**2914**	14	480	2108	14,5	12	23
TRAUB A.20	**2972**	20	450	2110	20	16	28
TRAUB A.25	**2994**	24	500	2162	24	20	38
TRAUB A.42	**2998**	40	max 800	2165	40	35	45

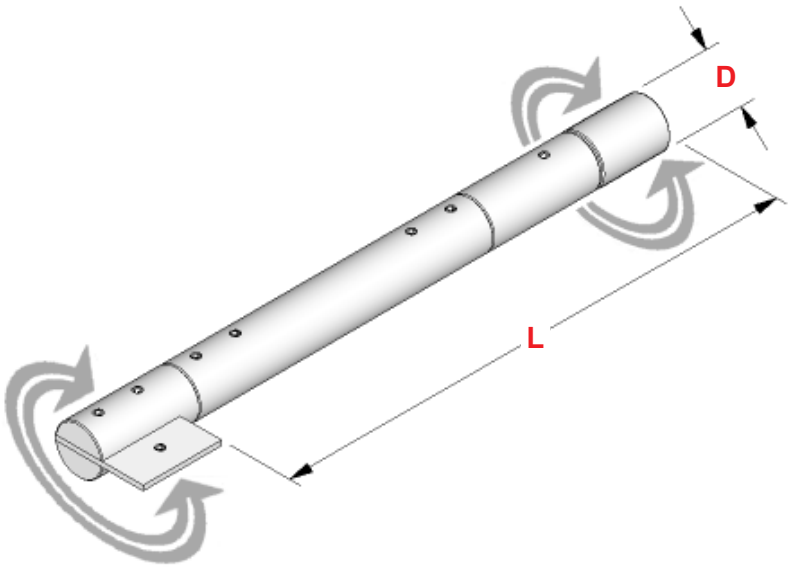

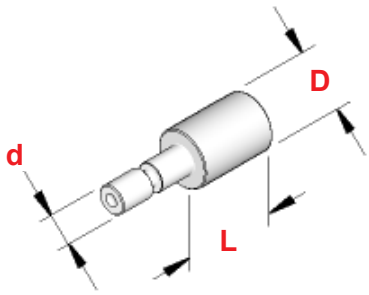

RICAMBI VARI - *OTHER SPARES*

MACCHINA	DESCRIZIONE	Art.
BECHLER AS.20 -BR.20	MANDRINO PRINCIPALE	**2208**
FEINLER FA.10 - 15	PULEGGIA a 1 GOLA per POMPA ACQUA	**1896**
FEINLER FA.10 - 15	PULEGGIA a 3 GOLE per POMPA ACQUA	**1908**
INDEX 24 - 36 - 42 - 52 - 60	BOCCOLA IN BRONZO per ALBERO AVANZAMENTO TORRETTA (Rif 7997)	**0630**
INDEX 24 - 36 - 42 - 52 - 60	ALBERO ECCENTRICO per TORRETTA (Rif 27149)	**0639**
INDEX 24 - 36 - 42 - 52 - 60	CORONA per CATENA Z=25 FORO=65 (Rif 27543)	**0623**
INDEX 24 - 36 - 42 - 52 - 60	CORONA per CATENA Z=25 FORO=85 (Rif 27565)	**0620**
INDEX 24 - 36 - 42 - 52 - 60	BOCCOLA COMANDO INGRANAGGI per AVANZAMENTO (Rif 1/7077)	**2777**
INDEX 24 - 36 - 42 - 52 - 60	ALBERO ATTACCO CONICO PORTA INGRANAGGI VELOCITA' (Rif 27923)	**3018**
INDEX 36 - 42	MANDRINO PRINCIPALE COMPLETO DI GHIERA	**3023**
INDEX 36 - 42	GHIERA DI REGISTRO per BRONZINA ANTERIORE MANDRINO PRINCIPALE (Rif 67282)	**1873**
INDEX B.42	ALBERO ATTACCO CONICO PORTA INGRANAGGI PER CAMBIO (Rif 120401)	**2997**
ITS 26	CARTER SUPPORTO LEVA FORCELLA per APERTURA e CHIUSURA PINZA	**2228**
STROHM 75 - 105 - 125	BIETTA PER PORTABARRETTA VERTICALE	**0053**
STROHM 125	LEVA PER CAMMA BASCULA	**2667**
STROHM 125	VITE PER CAMMA Quadro 14 - M7x20	**0425**
STROHM 125	PASTIGLIA PER CARRI VERTICALI	**2825**
STROHM 125	ASTUCCIO De.24 per BOCCOLA REGISTRABILE D.20	**0546**
STROHM 125	ASTUCCIO De.40 per BOCCOLA REGISTRABILE D.20	**0119**
STROHM 125	GHIERA PER ASTUCCIO REGISTRABILE (M36x1)	**0126**
STROHM 205 - 255	PERNO per MANICOTTO SCORREVOLE	**0496**
STROHM 205 - 255	MANDRINO A FORARE per COMBINATO	**1336**
STROHM 205 - 255	FORCELLA DI BLOCCAGGIO MANDRINO per COMBINATO	**0858**
TORNOS M.7	MANDRINO PRINCIPALE	**2366**
TORNOS M.7	BRONZINA per MANDRINO PRINCIPALE	**2367**
TORNOS M.7 - R.10	BIETTA per P/BARRETTA VERTICALE	**0053**
TORNOS R.10	ALBERO per FRIZIONE	**1710**
TORNOS R.10	MANDRINO A FILETTARE per COMBINATO	**1554**
TORNOS R.10	ASTUCCIO De.42 per BOCCOLA REGISTRABILE D.20	**2581**
TORNOS R.10	GHIERA PER ASTUCCIO REGISTRABILE (M36x1)	**0126**
TRAUB A.15 - 20 - 25	CINGHIA DENTATA per FRESA FILETTI	**2766**
TRAUB A.26	MANDRINO PRINCIPALE	**1762**
TRAUB TD.16 - 26 - 36	LEVA per SCATTO TORRETTA	**2752**
TRAUB TD.16 - 26 - 36	SETTORE per SCATTO TORRETTA	**2846**
TRAUB TB.30 - 42 - 60	INGRANAGGIO Z=56 per TORRETTA	**2665**
TRAUB TB.42 - 60	SETTORE con TASSELLO per APERTURA E CHIUSURA PINZA	**2670**
TRAUB TB.42 - 60	CINGHIA DENTATA 40T10 L=1390 per MANDRINO PRINCIPALE	**2764**
TRAUB TB.42 - 60	CINGHIA DENTATA 40T10 L=1460 per MANDRINO PRINCIPALE	**2765**
TRAUB TB.42 - 60	PULEGGIA per MANDRINO PRINCIPALE (VERSIONE con TORRETTA ELETTRICA)	**4009**